



US00D650873S

(12) **United States Design Patent**
Terry

(10) **Patent No.:** **US D650,873 S**

(45) **Date of Patent:** **** Dec. 20, 2011**

(54) **EXERCISE BAR APPARATUS**

(76) Inventor: **Douglas C. Terry**, Salt Lake City, UT
(US)

(**) Term: **14 Years**

(21) Appl. No.: **29/340,473**

(22) Filed: **Jul. 20, 2009**

Related U.S. Application Data

(63) Continuation-in-part of application No. 10/934,669,
filed on Sep. 3, 2004, now Pat. No. 7,578,775.

(51) **LOC (9) Cl.** **21-02**

(52) **U.S. Cl.** **D21/694**

(58) **Field of Classification Search** D21/672-673,
D21/679, 684, 687, 691, 694; D8/22, 24-25,
D8/27-28, 303, 499; D24/190; 482/44,
482/46, 49, 82, 91-92, 121-126, 128-129 C,
482/130, 139-140, 904, 907; 24/115 N,
24/122.6, 127-128; 273/DIG. 1

See application file for complete search history.

(56) **References Cited**

U.S. PATENT DOCUMENTS

437,822 A	10/1890	Reach	
2,448,384 A	8/1948	Meinzinger	
3,117,781 A	1/1964	Vargo	
3,256,015 A	6/1966	Perrin	
3,355,171 A	11/1967	Oesau	
4,059,265 A	11/1977	Wieder	
4,195,835 A	4/1980	Hinds	
4,245,839 A	1/1981	Trent	
4,293,125 A	10/1981	Hinds	
4,316,610 A	2/1982	Hinds	
4,326,708 A	4/1982	Hinds	
4,328,964 A	5/1982	Wells	
D277,218 S	1/1985	Hinds	
4,779,867 A	10/1988	Hinds	
D301,619 S *	6/1989	Boal	D24/190
D303,069 S *	8/1989	Heberlie	D8/24

D315,936 S *	4/1991	Wilson et al.	D21/694
D332,980 S *	2/1993	Wilson et al.	D21/694
D357,951 S *	5/1995	Chen	D21/694
D361,261 S *	8/1995	Amburgey et al.	D8/499
5,505,677 A	4/1996	Hinds	
5,549,532 A	8/1996	Kropp	
5,637,066 A	6/1997	Chang	
5,681,248 A	10/1997	Vani	
5,735,776 A	4/1998	Swezey	
5,746,687 A	5/1998	Vial	
5,800,322 A	9/1998	Block	
5,846,170 A	12/1998	Ho	
5,885,196 A	3/1999	Gvoich	
5,911,535 A	6/1999	Gvoich	
6,129,650 A	10/2000	Wedge, Jr.	
6,267,711 B1	7/2001	Hinds	
6,319,179 B1	11/2001	Hinds	
D452,141 S *	12/2001	Liu	D8/499
6,398,698 B1	6/2002	Hinds	
6,402,668 B1	6/2002	Harker	
6,497,641 B1	12/2002	Hinds	
6,544,152 B2	4/2003	Rosati	
D476,221 S *	6/2003	Vito	D8/499

(Continued)

Primary Examiner — Susan E Krakower

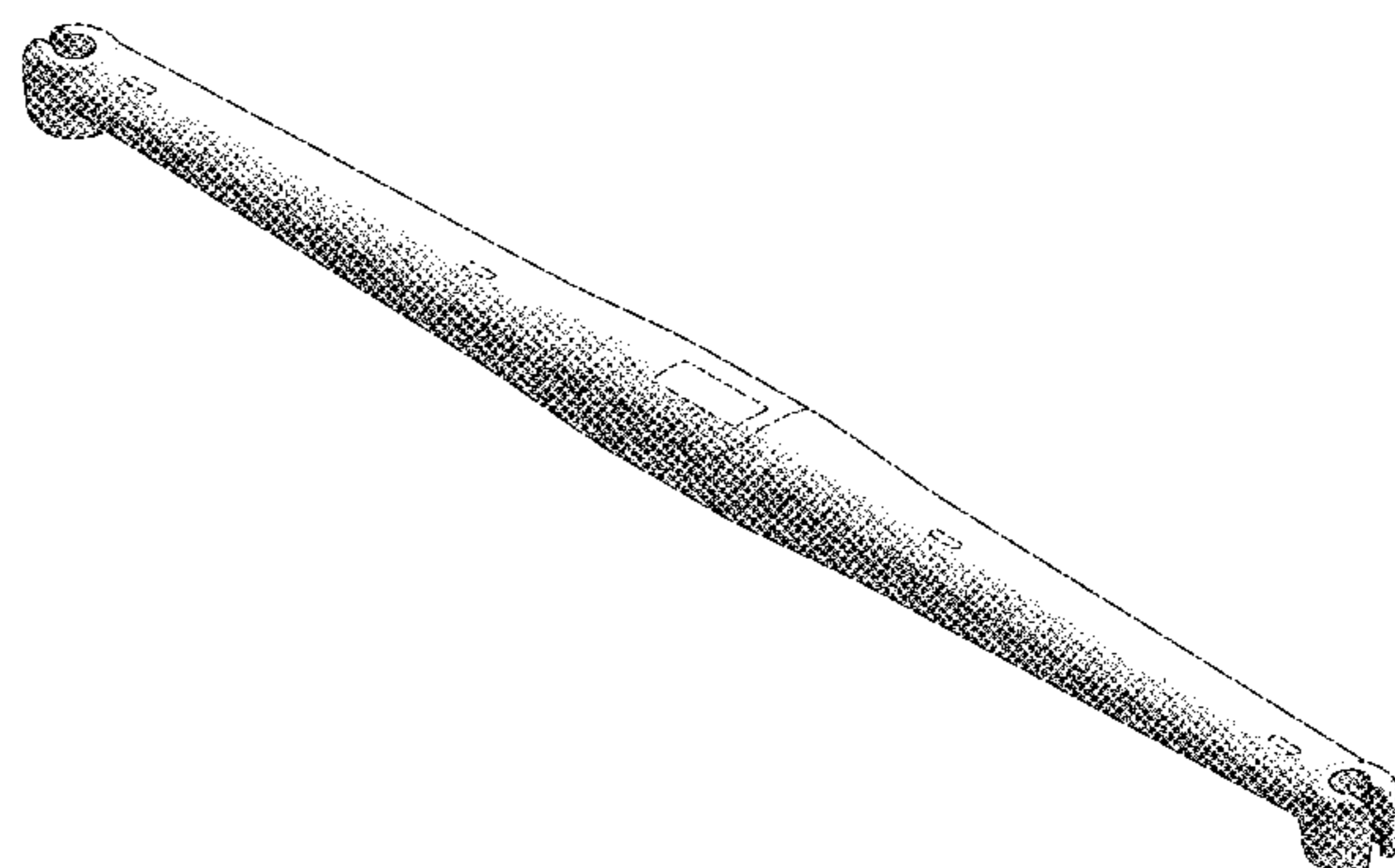
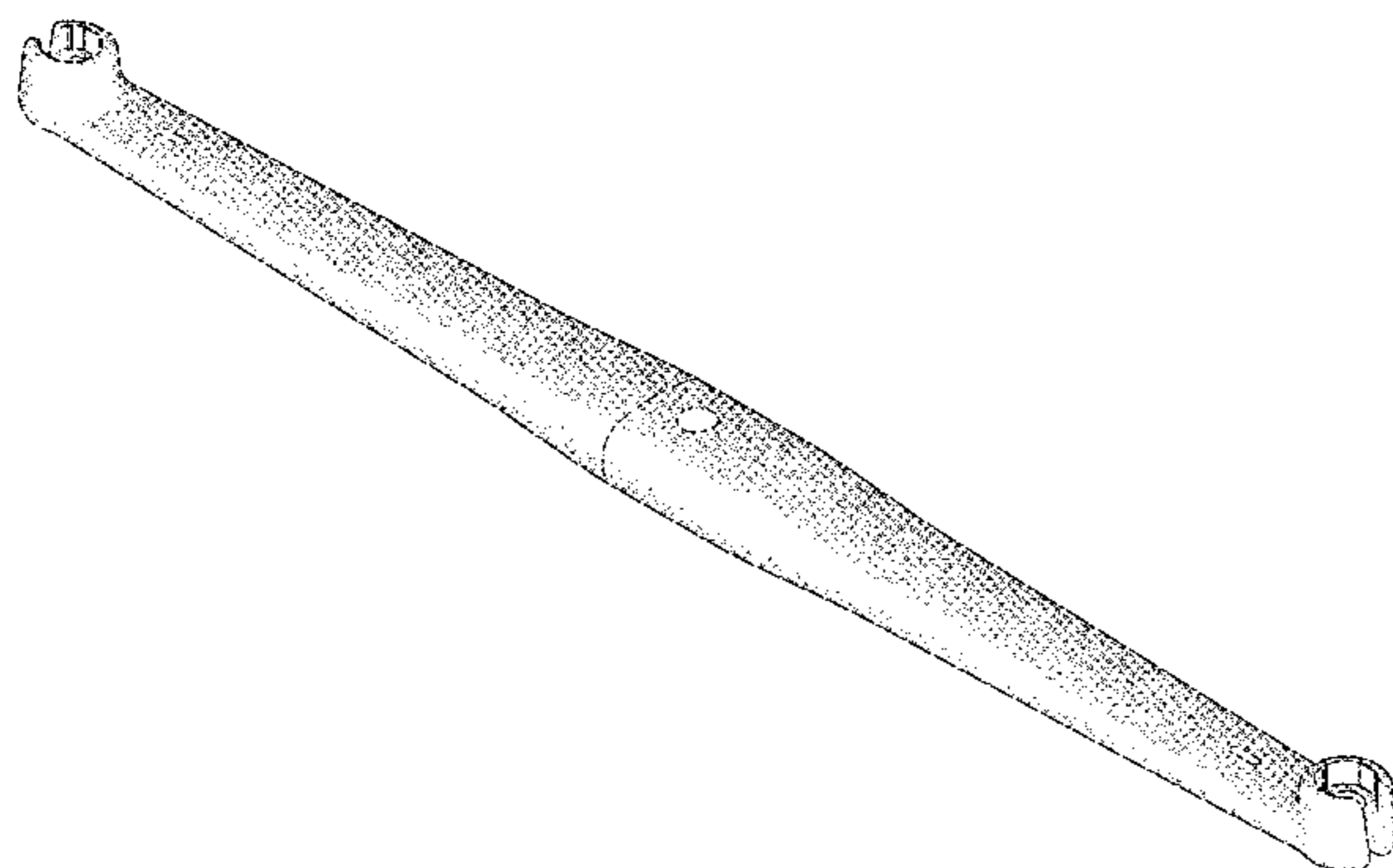
(57) **CLAIM**

The ornamental design for an exercise bar apparatus, as shown and described.

DESCRIPTION

FIG. 1 is a perspective view of a personal exercise system showing my new design;
FIG. 2 is a perspective view of another end thereof;
FIG. 3 is a first side view thereof;
FIG. 4 is a second side view thereof;
FIG. 5 is an enlarged first end view thereof, the second end being a mirror image of the first end;
FIG. 6 is a top view thereof; and,
FIG. 7 is a bottom view thereof.
The broken lines illustrate portions of the design which form no part of the claim.

1 Claim, 4 Drawing Sheets



US D650,873 S

Page 2

U.S. PATENT DOCUMENTS

6,575,883	B1	6/2003	Hinds		
D476,557	S *	7/2003	Vito	D8/499	
6,648,804	B2	11/2003	Chen		
6,663,544	B2	12/2003	Hinds		
D484,929	S *	1/2004	Mollet	D21/662	
6,770,011	B1	8/2004	Hinds		
6,860,842	B1	3/2005	Hinds		
6,923,750	B1	8/2005	Hinds		
6,979,286	B1	12/2005	Hinds		
6,988,978	B1	1/2006	Nault		
D514,405	S *	2/2006	Chaconas	D8/25	
7,147,592	B2	12/2006	Hinds		
D562,653	S *	2/2008	Hu	D8/27	
7,357,762	B1	4/2008	Terry		
D596,002	S *	7/2009	Bunker	D8/28	
7,578,775	B2	8/2009	Terry		

* cited by examiner

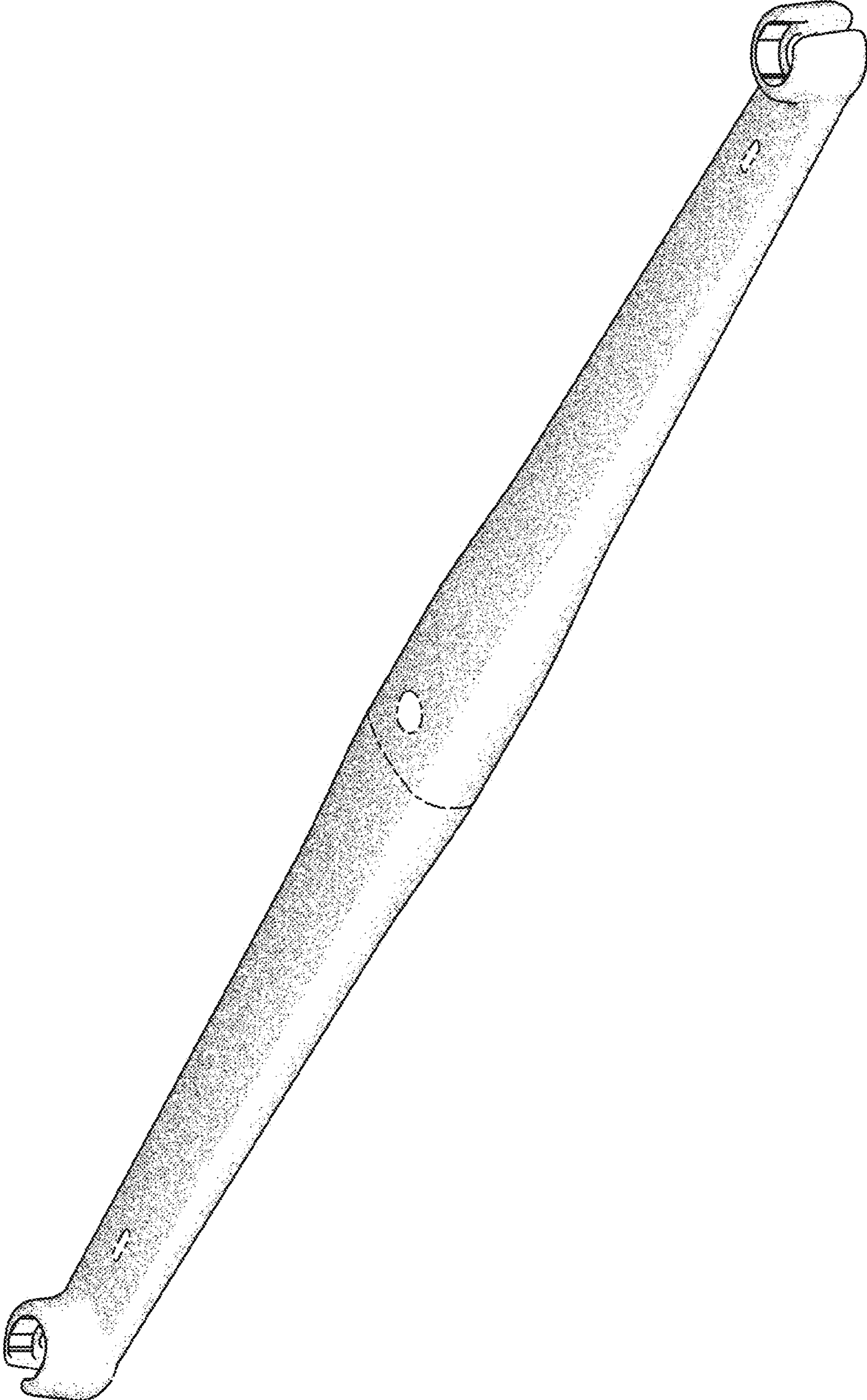


FIG. 1

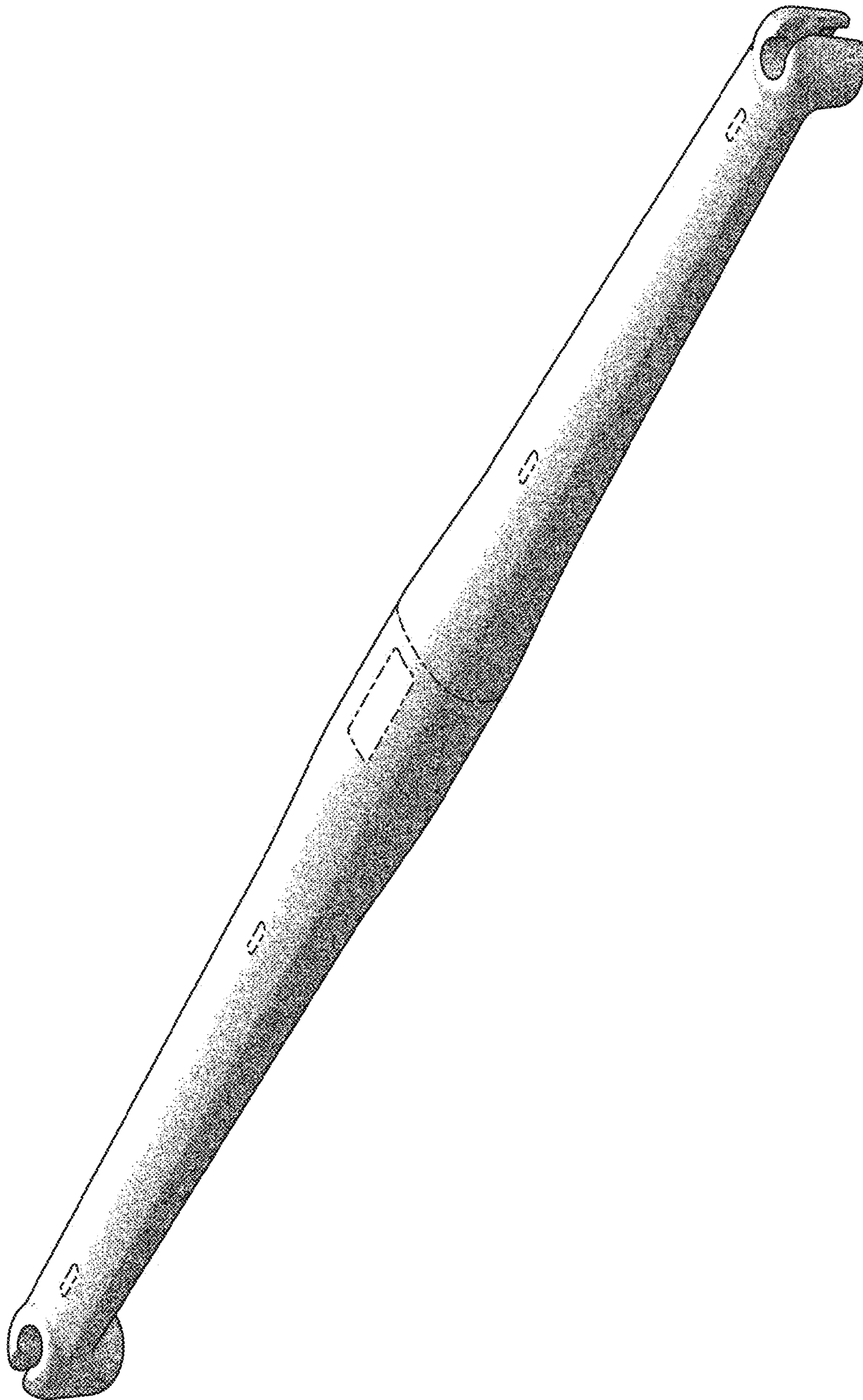


FIG. 2




FIG. 3




FIG. 4

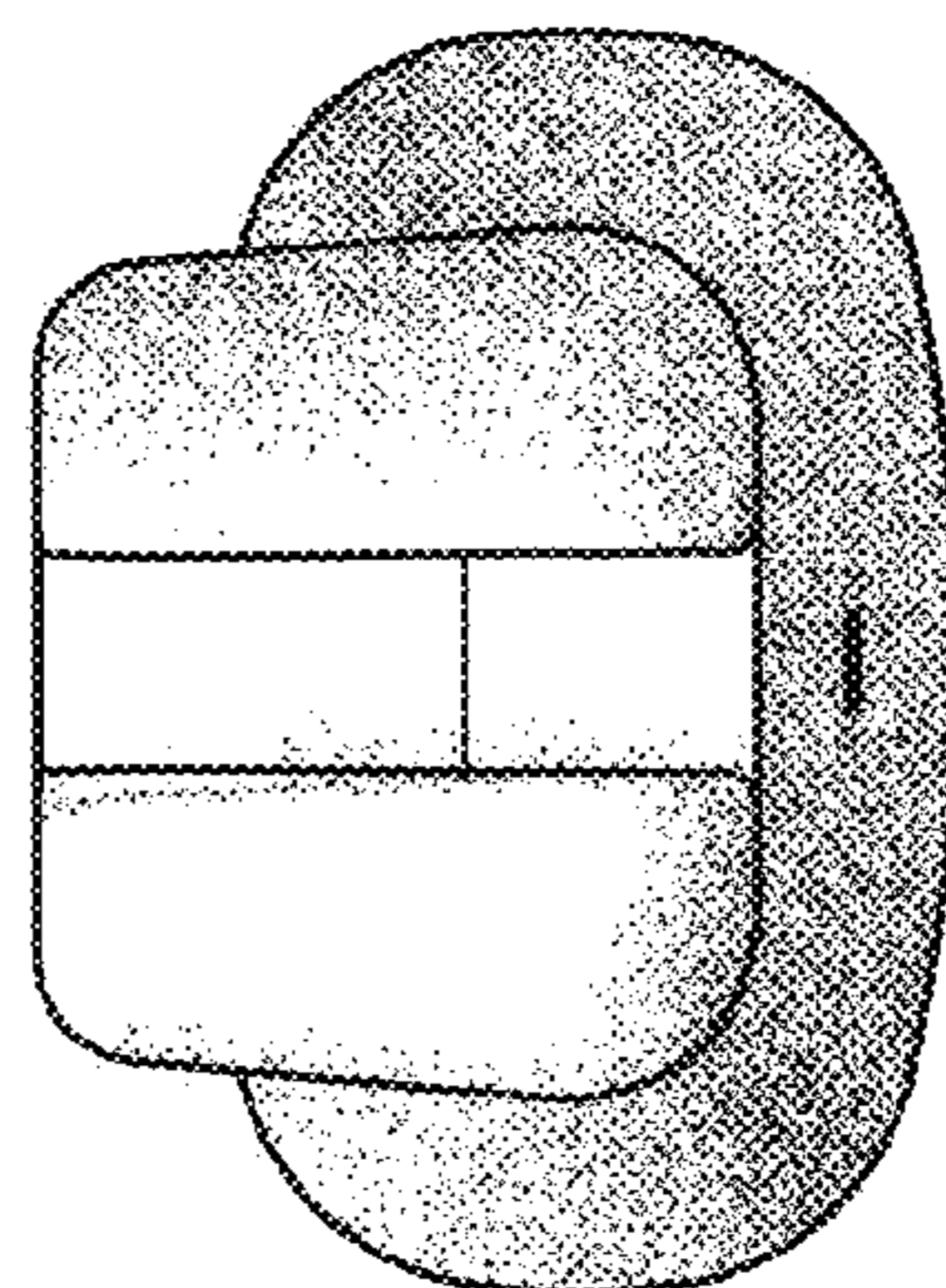


FIG. 5



FIG. 6

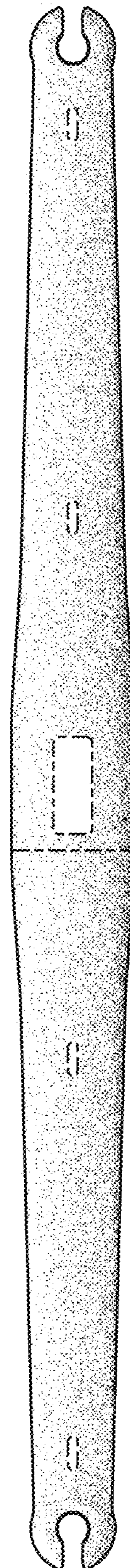


FIG. 7