

US00D650858S

(12) **United States Design Patent**  
**Keda**

(10) **Patent No.:** **US D650,858 S**

(45) **Date of Patent:** **\*\* Dec. 20, 2011**

(54) **WRITING INSTRUMENT**

(75) Inventor: **Tadashi Keda**, Kawagoe (JP)

(73) Assignee: **Kotobuki & Co., Ltd.**, Kawagoe-Shi,  
Saitama-Ken (JP)

(\*\*) Term: **14 Years**

(21) Appl. No.: **29/371,352**

(22) Filed: **Jan. 14, 2011**

(51) **LOC (9) Cl.** ..... **19-06**

(52) **U.S. Cl.** ..... **D19/51**

(58) **Field of Classification Search** ..... D19/35,  
D19/36, 41-51, 54-58; 24/11 R, 11 F, 11 P;  
401/52, 99, 100, 192, 195, 196; D14/411  
See application file for complete search history.

(56) **References Cited**

U.S. PATENT DOCUMENTS

D190,349 S *	5/1961	Doman	.....	D19/57
D317,625 S *	6/1991	Itoh	.....	D19/57
D325,221 S *	4/1992	Ito	.....	D19/57
D366,062 S *	1/1996	Takahashi	.....	D19/51
D421,625 S *	3/2000	Oka	.....	D19/49
D427,238 S *	6/2000	Beneyto	.....	D19/43
D444,499 S *	7/2001	Nakazawa	.....	D19/49
D445,131 S	7/2001	Keda	.....	
D463,489 S *	9/2002	Yoon	.....	D19/43
D489,407 S *	5/2004	Keda	.....	D19/51
D494,218 S *	8/2004	Anand	.....	D19/51
D495,365 S *	8/2004	Cetera	.....	D19/51
D515,626 S *	2/2006	Pellissa Beneyto	.....	D19/51

D526,021 S *	8/2006	Lecce	.....	D19/51
D544,541 S *	6/2007	Li	.....	D19/43
D545,365 S *	6/2007	Lecce	.....	D19/51
D551,711 S *	9/2007	Pellissa Beneyto	.....	D19/51
D573,186 S *	7/2008	Rommel	.....	D19/51
D602,087 S *	10/2009	Rommel	.....	D19/50
D624,124 S *	9/2010	Mori	.....	D19/50
D641,411 S *	7/2011	Tan	.....	D19/50

\* cited by examiner

*Primary Examiner* — Elizabeth Albert

(74) *Attorney, Agent, or Firm* — McGinn IP Law Group,  
PLLC

(57) **CLAIM**

The ornamental design for a writing instrument, as shown and described.

**DESCRIPTION**

FIG. 1 is a front elevational view of writing instrument according to the present invention;

FIG. 2 is a right side elevational view of the writing instrument of FIG. 1, the left side view being a mirror image of the right side view;

FIG. 3 is a rear elevational view of the writing instrument of FIG. 1;

FIG. 4 is a top plan view of the writing instrument of FIG. 1; FIG. 5 is a bottom plan view of the writing instrument of FIG. 1;

FIG. 6 is a perspective view of the writing instrument of FIG. 1; and,

FIG. 7 is a front elevational view of the writing instrument of FIG. 1, in which the writing tip is extended.

**1 Claim, 6 Drawing Sheets**




FIG. 1




FIG. 2




FIG. 3




FIG. 4



FIG. 5

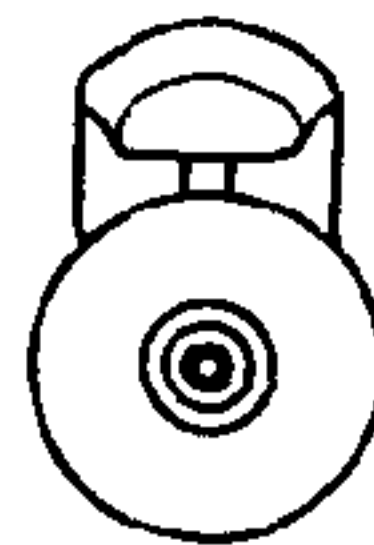


FIG. 6

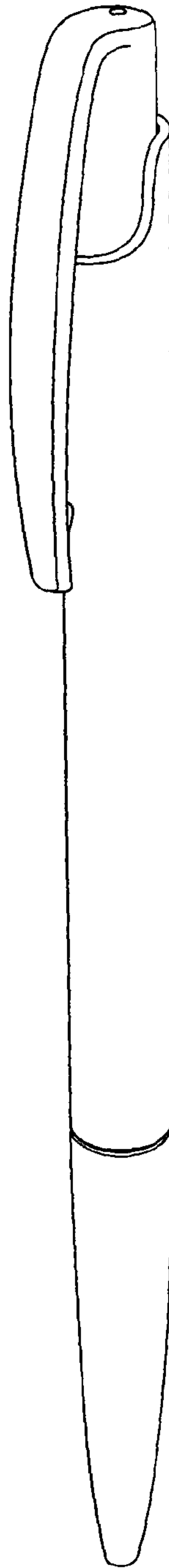


FIG. 7

