



US00D650857S

(12) **United States Design Patent**
Lira-Nunez et al.

(10) **Patent No.:** **US D650,857 S**
(45) **Date of Patent:** **** Dec. 20, 2011**

(54) **WRITING INSTRUMENT**

(75) Inventors: **Carmen Lira-Nunez**, Downers Grove, IL (US); **Matthew Gerules**, Chicago, IL (US); **Justin Owen Guthrie**, Chicago, IL (US)

(73) Assignee: **Sanford L.P.**, Oak Brook, IL (US)

(**) Term: **14 Years**

(21) Appl. No.: **29/397,306**

(22) Filed: **Jul. 14, 2011**

Related U.S. Application Data

(62) Division of application No. 29/359,419, filed on Apr. 9, 2010, now Pat. No. Des. 641,785.

(51) **LOC (9) Cl.** **19-06**

(52) **U.S. Cl.** **D19/48**

(58) **Field of Classification Search** D19/35, D19/36, 41-51, 54-58; D14/411, 431; 24/11 R, 24/11 F, 11 P; 401/52, 99, 100, 104-109, 401/192, 195, 196, 202, 213; D9/529

See application file for complete search history.

(56) **References Cited**

U.S. PATENT DOCUMENTS

D330,389 S	10/1992	Katami et al.	
D331,940 S	12/1992	Shirai et al.	
D340,947 S	11/1993	Tu	
D345,759 S	4/1994	Poisson	
D355,442 S	2/1995	Chuang	
D366,902 S	2/1996	Takahashi	
5,533,823 A *	7/1996	Pierpont et al.	401/98
D392,189 S *	3/1998	Nash et al.	D9/520
D436,127 S	1/2001	Hung	
D442,992 S *	5/2001	Chevalier	D19/48
D461,500 S	8/2002	Cooper et al.	
D472,152 S *	3/2003	Joubert	D9/529
D484,538 S	12/2003	Daida et al.	

D496,398 S	9/2004	Greenberg
D497,641 S	10/2004	Tsuchikura
D497,949 S	11/2004	Furlong et al.
D497,952 S	11/2004	Bain
D500,791 S	1/2005	Good
7,018,122 B2	3/2006	Kwan et al.
D530,746 S	10/2006	Gerules
D533,225 S	12/2006	Gerules
D540,381 S	4/2007	Qiu
D547,375 S	7/2007	Gerules

(Continued)

OTHER PUBLICATIONS

U.S. Appl. No. 12/363,480, Challman et al.

(Continued)

Primary Examiner — Elizabeth Albert

(74) *Attorney, Agent, or Firm* — Marshall, Gerstein & Borun LLP

(57) **CLAIM**

The ornamental design for a writing instrument, as shown and described.

DESCRIPTION

FIG. 1 is a perspective view showing our new design for a writing instrument;

FIG. 2 is a front view of the writing instrument of FIG. 1;

FIG. 3 is a right side view of the writing instrument of FIG. 1;

FIG. 4 is a left side view of the writing instrument of FIG. 1;

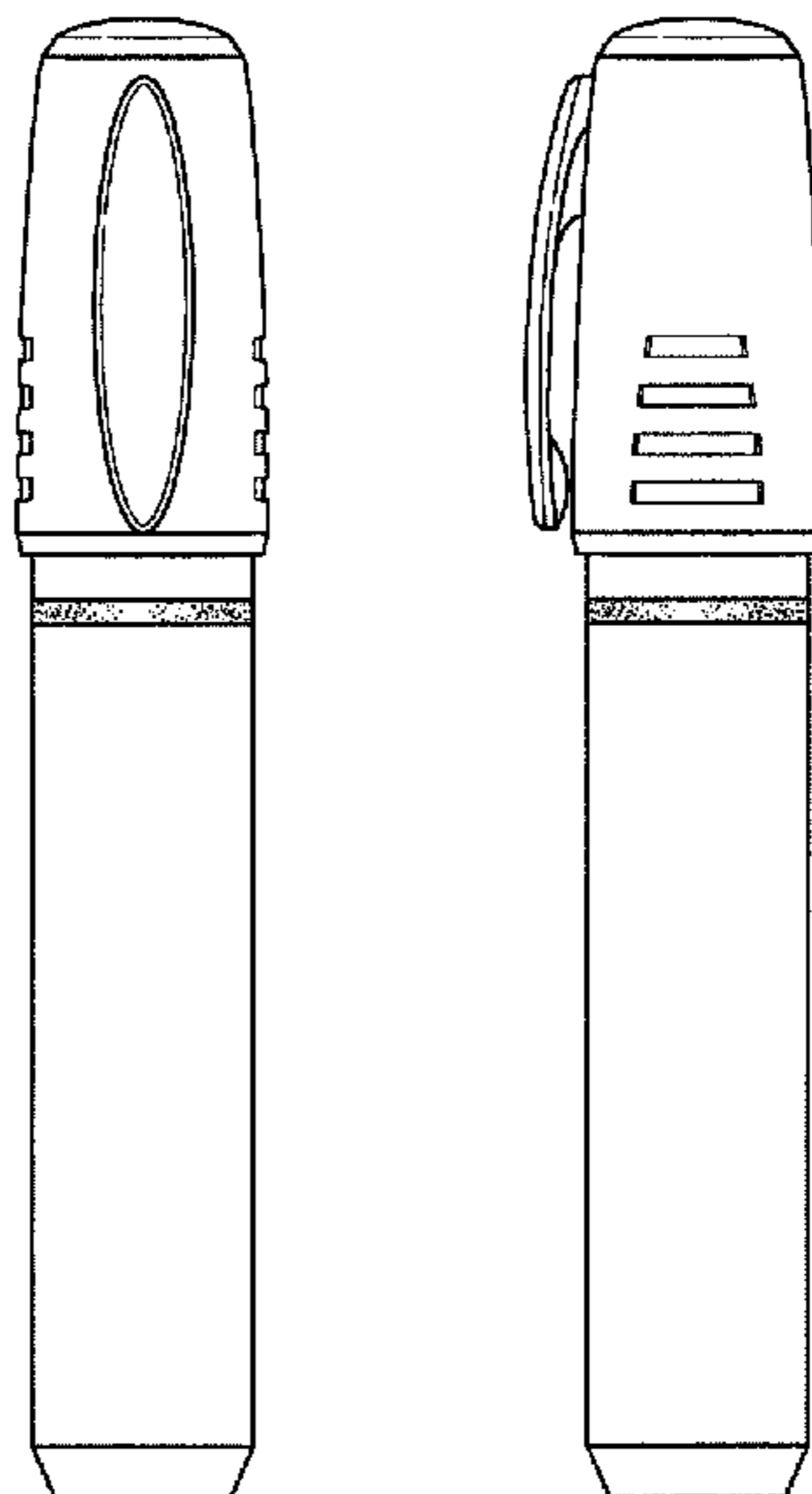
FIG. 5 is a back view of the writing instrument of FIG. 1;

FIG. 6 is a top plan view of the writing instrument of FIG. 1; and,

FIG. 7 is a bottom plan view of the writing instrument of FIG. 1.

The dashed line showing a small circle on the top in the drawing of FIG. 6 is included for the purpose of showing a portion that forms no part of the claimed design.

1 Claim, 4 Drawing Sheets



US D650,857 S

Page 2

U.S. PATENT DOCUMENTS

D552,177 S 10/2007 Cetera
D553,190 S 10/2007 Qiu
D553,683 S 10/2007 Gerules et al.
D555,198 S 11/2007 Gerules et al.
7,322,766 B2 1/2008 Erlebacher et al.
D566,174 S 4/2008 Silverstein
D566,766 S 4/2008 Silverstein
7,350,996 B2 4/2008 Bielecki et al.
D569,431 S 5/2008 Qiu et al.
D573,639 S 7/2008 Qiu et al.
D577,066 S 9/2008 Zhao et al.
D584,771 S 1/2009 Gerules et al.
7,488,130 B2 2/2009 Dylkiewicz et al.
D602,088 S 10/2009 Ma
D603,451 S 11/2009 Gerules
D604,363 S 11/2009 Sunich et al.
D613,335 S 4/2010 Gerules
2006/0165470 A1 7/2006 Gerules et al.
2008/0075524 A1 3/2008 Erlebacher et al.
2008/0175648 A1 7/2008 Hayes et al.
2008/0196620 A1 8/2008 Wang et al.

2009/0142124 A1 6/2009 Dylkiewicz et al.
2009/0245919 A1 10/2009 Rennecker et al.
2010/0063186 A1 3/2010 Onyenemezu et al.

OTHER PUBLICATIONS

U.S. Appl. No. 12/266,680, Rennecker et al.
U.S. Appl. No. 29/334,320, Gerules et al.
U.S. Appl. No. 29/342,748, Gerules et al.
U.S. Appl. No. 29/342,750, Gerules et al.
U.S. Appl. No. 29/350,595, Gerules.
Photographs of Sharpie Ultra Fine Retractable markers publicly available before Apr. 9, 2010.
Photograph of Sharpie Fine Point marker publicly available before Apr. 9, 2010.
Photograph of Sharpie Extra Fine Point marker publicly available before Apr. 9, 2010.
Photograph of Sharpie Ultra Fine Point marker publicly available before Apr. 9, 2010.

* cited by examiner




FIG. 1




FIG. 2




FIG. 3

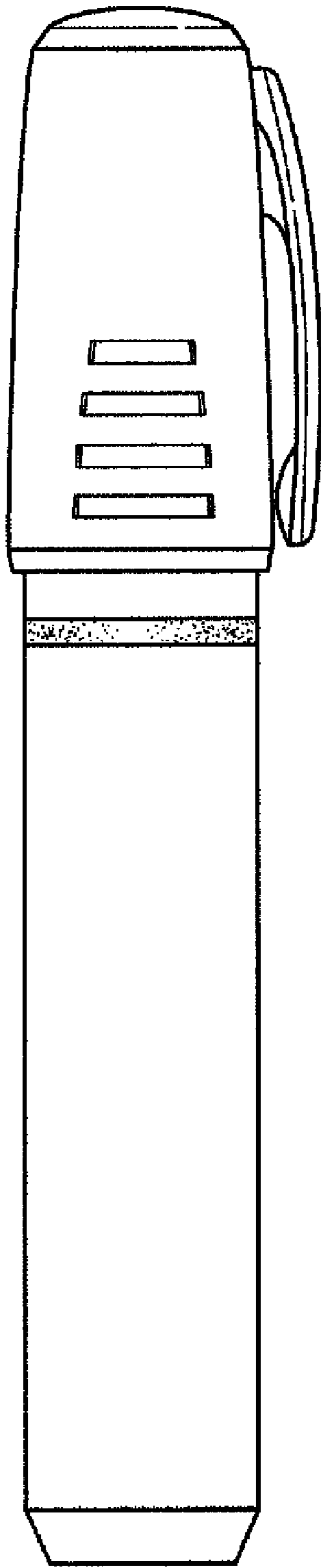


FIG. 4




FIG. 5

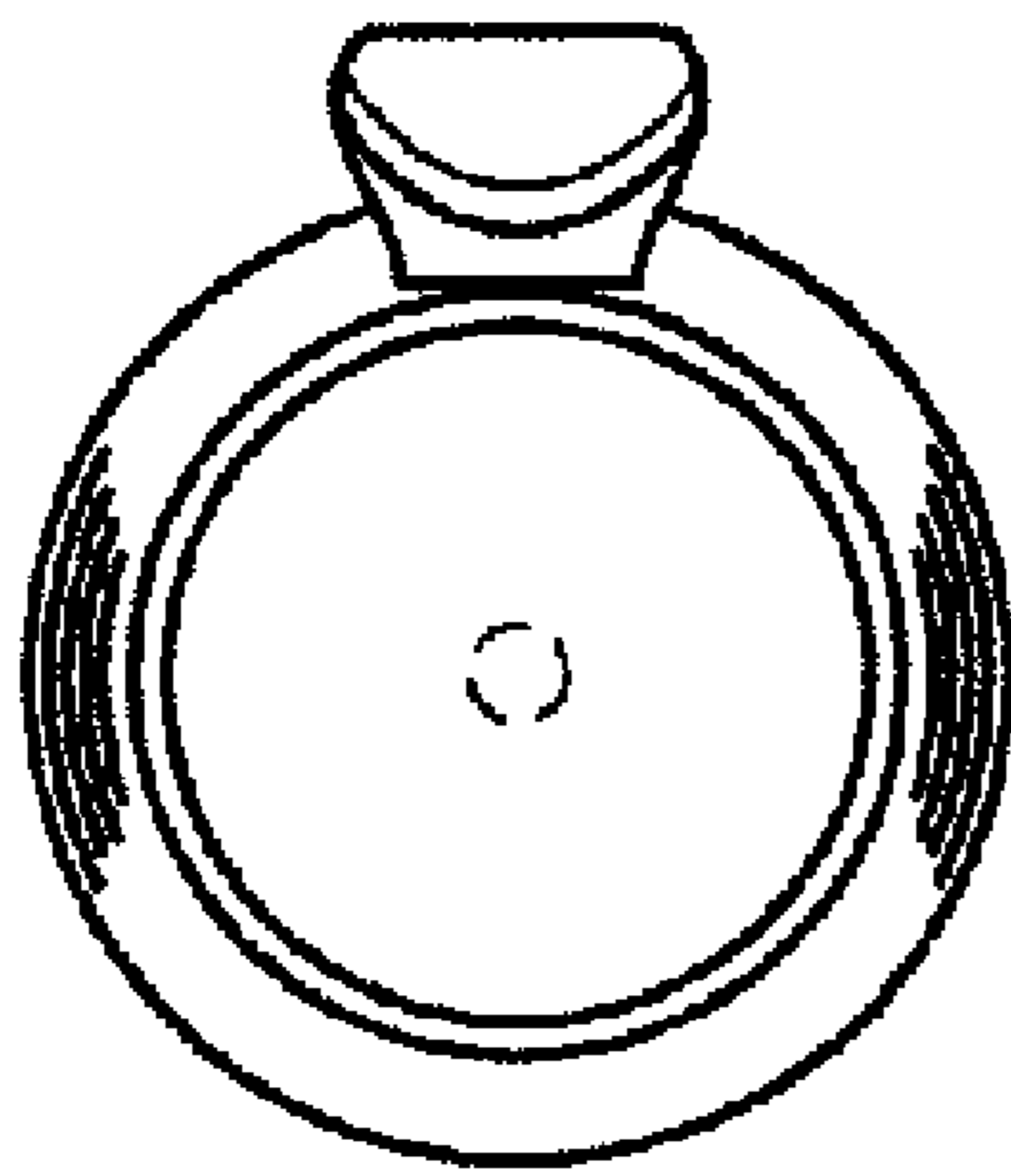


FIG. 6




FIG. 7