



US00D650831S

(12) **United States Design Patent**
Chan

(10) **Patent No.:** **US D650,831 S**

(45) **Date of Patent:** **** Dec. 20, 2011**

(54) **GUITAR HEADSTOCK**

(75) Inventor: **Yum Ho Wilbur Chan**, Kowloon (HK)

(73) Assignee: **Legendary Sound International Ltd.**,
Tortola (VG)

(**) Term: **14 Years**

(21) Appl. No.: **29/334,856**

(22) Filed: **Apr. 2, 2009**

(51) **LOC (9) Cl.** **17-01**

(52) **U.S. Cl.** **D17/20**

(58) **Field of Classification Search** D17/1,
D17/7, 9, 12, 13, 14, 20, 10, 18, 99; 84/13,
84/27, 29, 30, 33, 34, 40, 174, 377, DIG. 14,
84/379, 384; 984/51, 52, 101, 113, 114
See application file for complete search history.

(56) **References Cited**

U.S. PATENT DOCUMENTS

D71,936	S	*	1/1927	Stewart	D17/20
3,396,621	A	*	8/1968	Dycus	84/293
4,143,576	A	*	3/1979	Nichols et al.	84/318
D254,792	S	*	4/1980	Edwards	D17/14
D257,727	S	*	12/1980	Kimble	D17/14
4,583,440	A	*	4/1986	Powell, Jr.	84/318
D370,939	S	*	6/1996	Schaeffler	D20/11
D371,155	S	*	6/1996	Hudnall	D17/19
5,567,894	A	*	10/1996	Shiomi	84/291
D384,093	S	*	9/1997	Oshima	D17/14
D421,766	S	*	3/2000	Deyoe	D17/20
D424,097	S	*	5/2000	Park	D17/20

D475,081	S	*	5/2003	Izen et al.	D17/20
D512,453	S	*	12/2005	Dawson et al.	D17/20
D553,180	S	*	10/2007	Cook	D17/14
D568,927	S	*	5/2008	Garnier	D17/20
D574,036	S	*	7/2008	Kwak et al.	D17/14
D594,053	S	*	6/2009	Kirkland et al.	D17/14
D611,523	S	*	3/2010	Chan	D17/19
D612,414	S	*	3/2010	Mills et al.	D17/14
D628,232	S	*	11/2010	Jacob	D17/20
2002/0112592	A1	*	8/2002	Gillis	84/318

OTHER PUBLICATIONS

U.S. Appl. No. 29/334,855, filed Apr. 2, 2009, Chan.

* cited by examiner

Primary Examiner — Ian Simmons

Assistant Examiner — Charles Hanson

(74) *Attorney, Agent, or Firm* — Intellectual Property Law Group LLP


(57) **CLAIM**

The ornamental design for a guitar headstock, as shown and described.

DESCRIPTION

FIG. 1 is a front right perspective view of a guitar headstock embodying my new design;
FIG. 2 is a rear left perspective view thereof;
FIG. 3 is a top view thereof;
FIG. 4 is a bottom view thereof;
FIG. 5 is a left side view thereof; the right side view being a minor image thereof;
FIG. 6 is a front view thereof; and,
FIG. 7 is a rear view thereof.

1 Claim, 3 Drawing Sheets



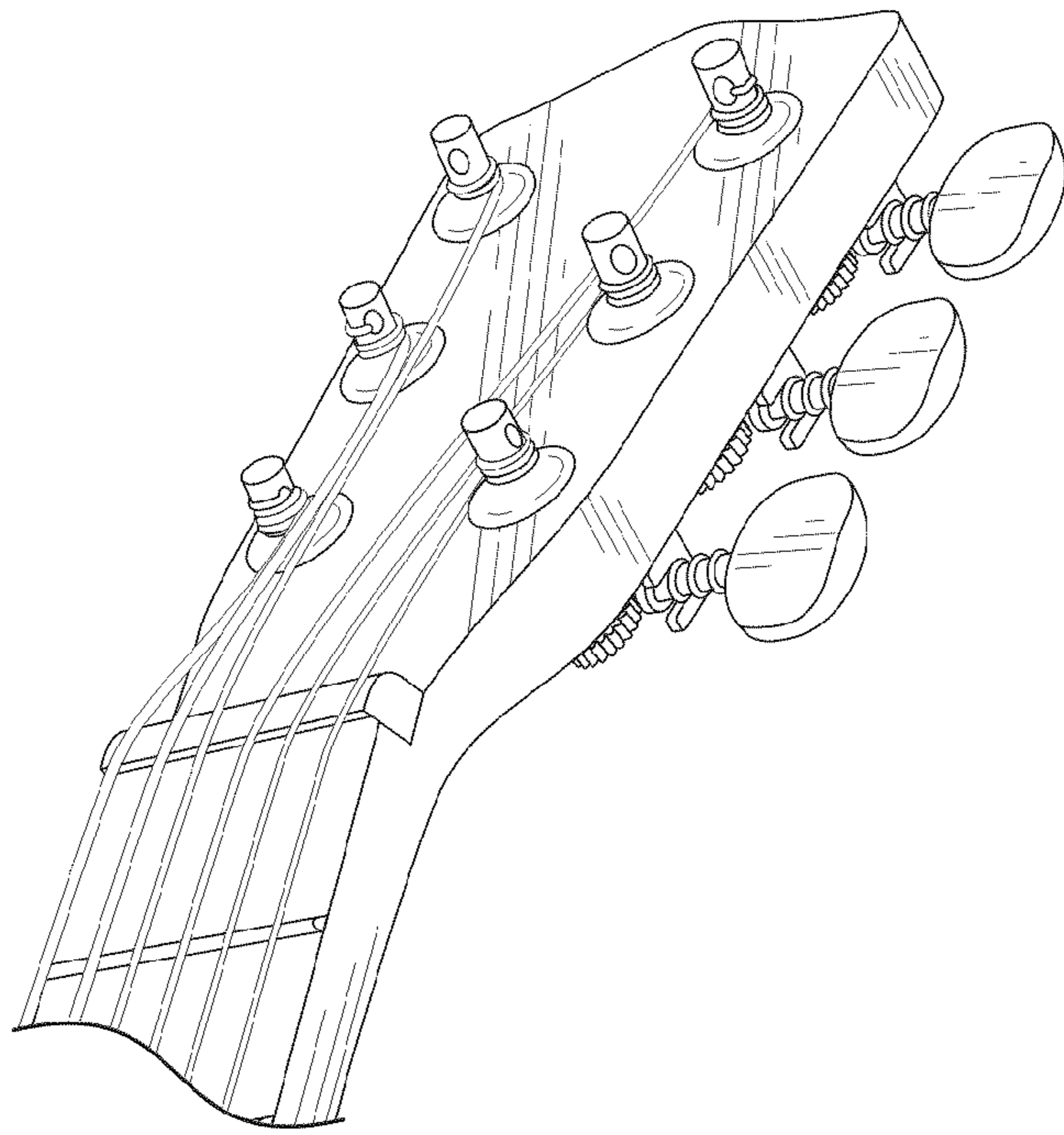


FIG. 1

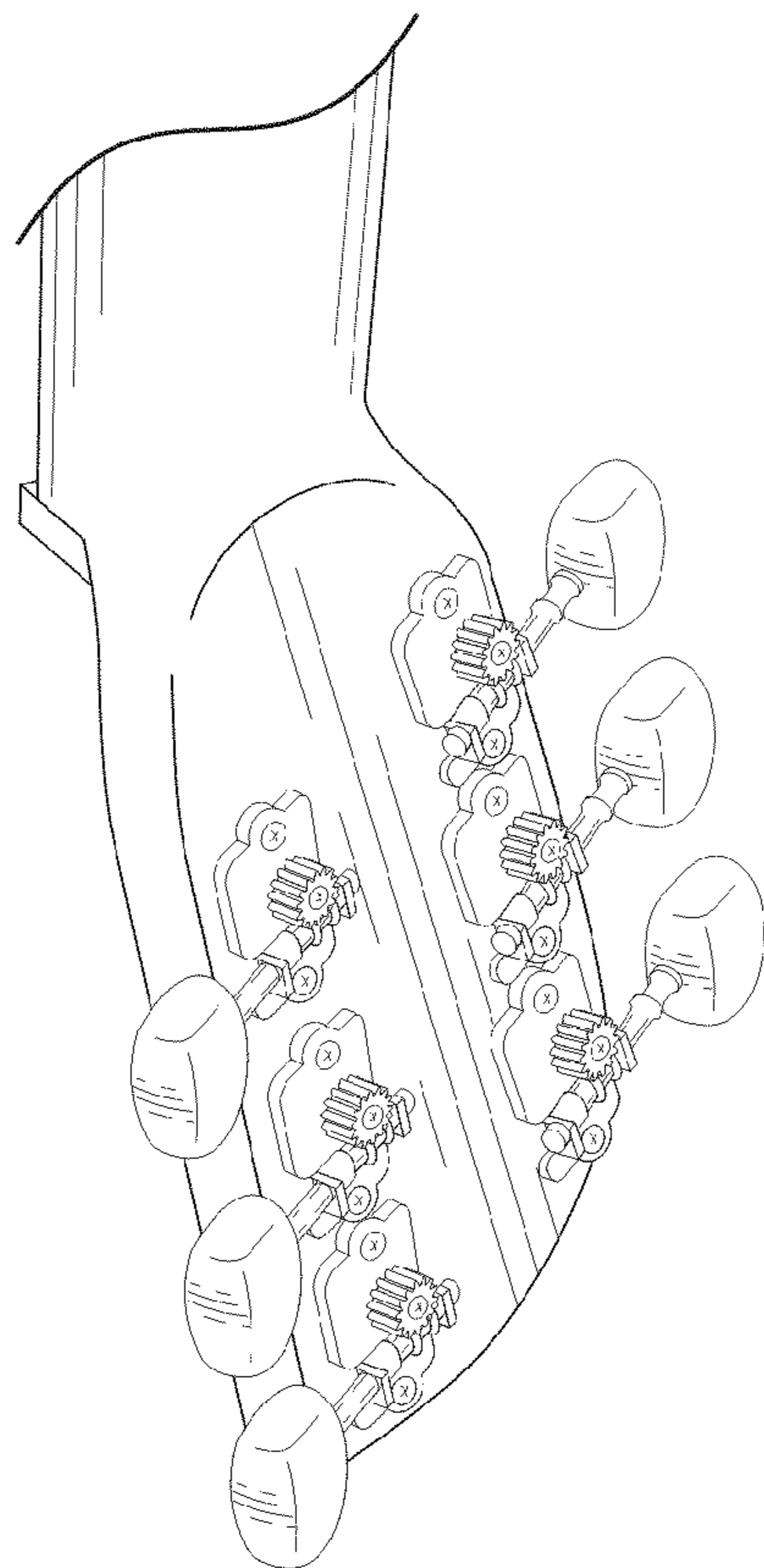


FIG. 2

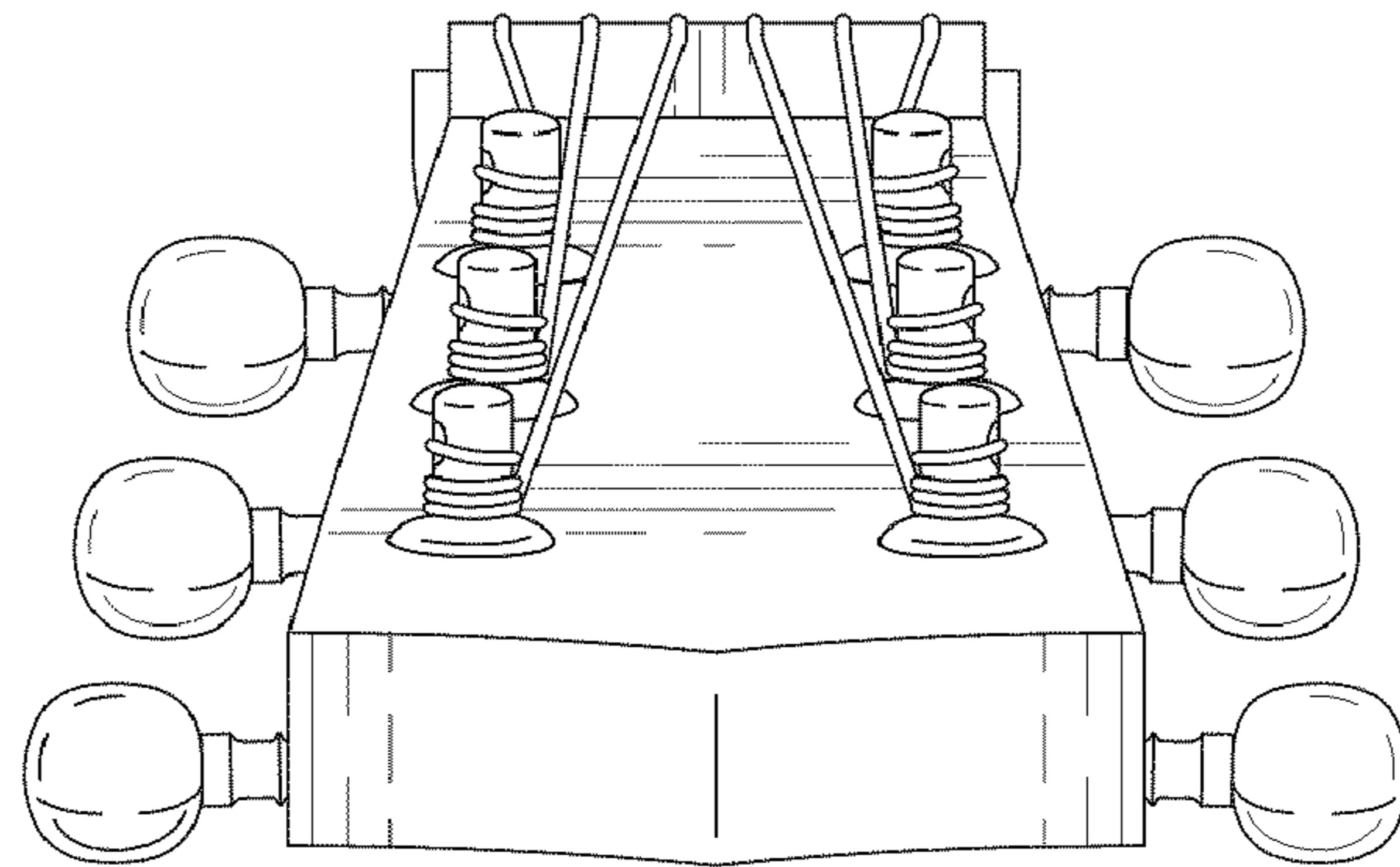


FIG. 3

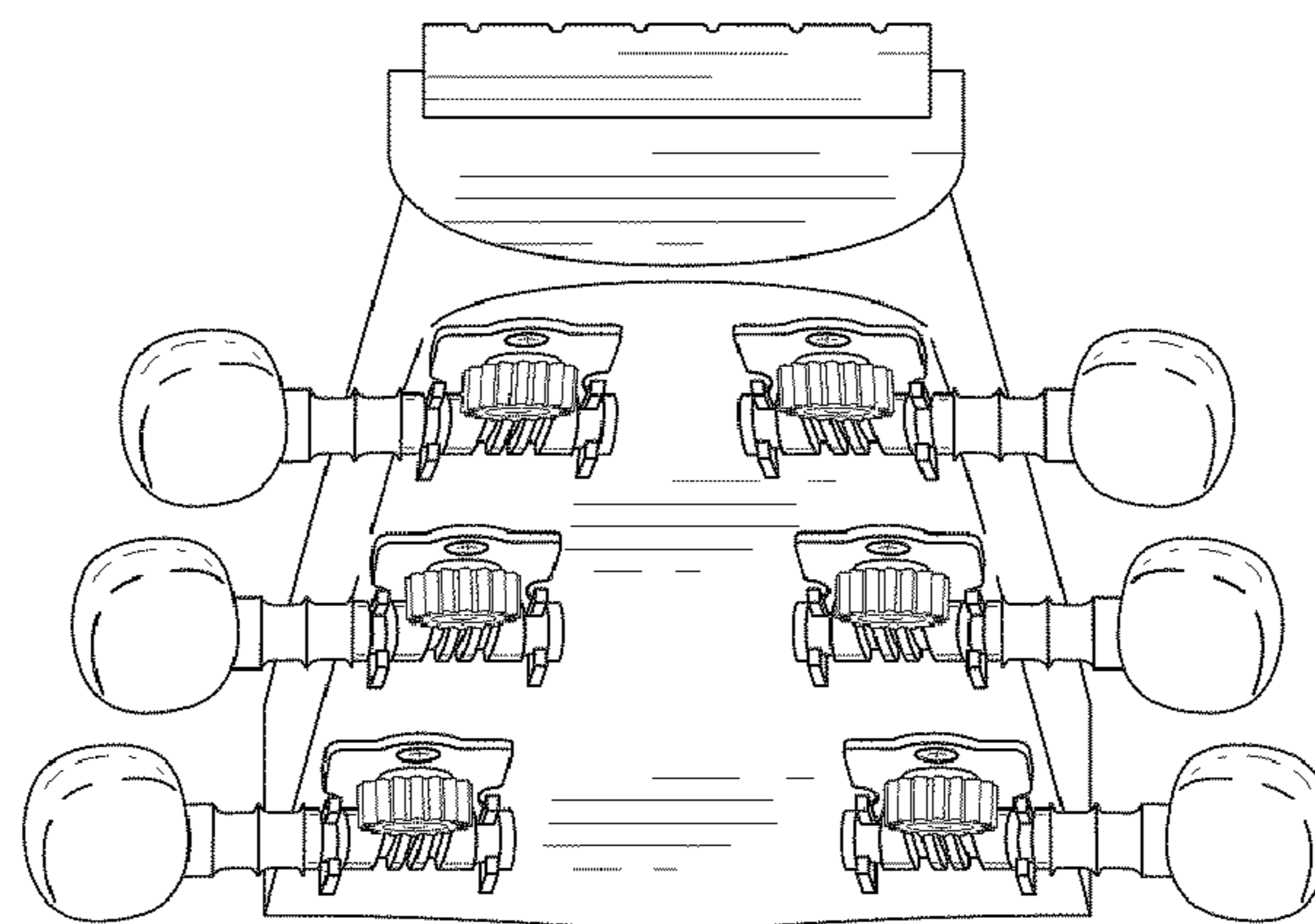


FIG. 4

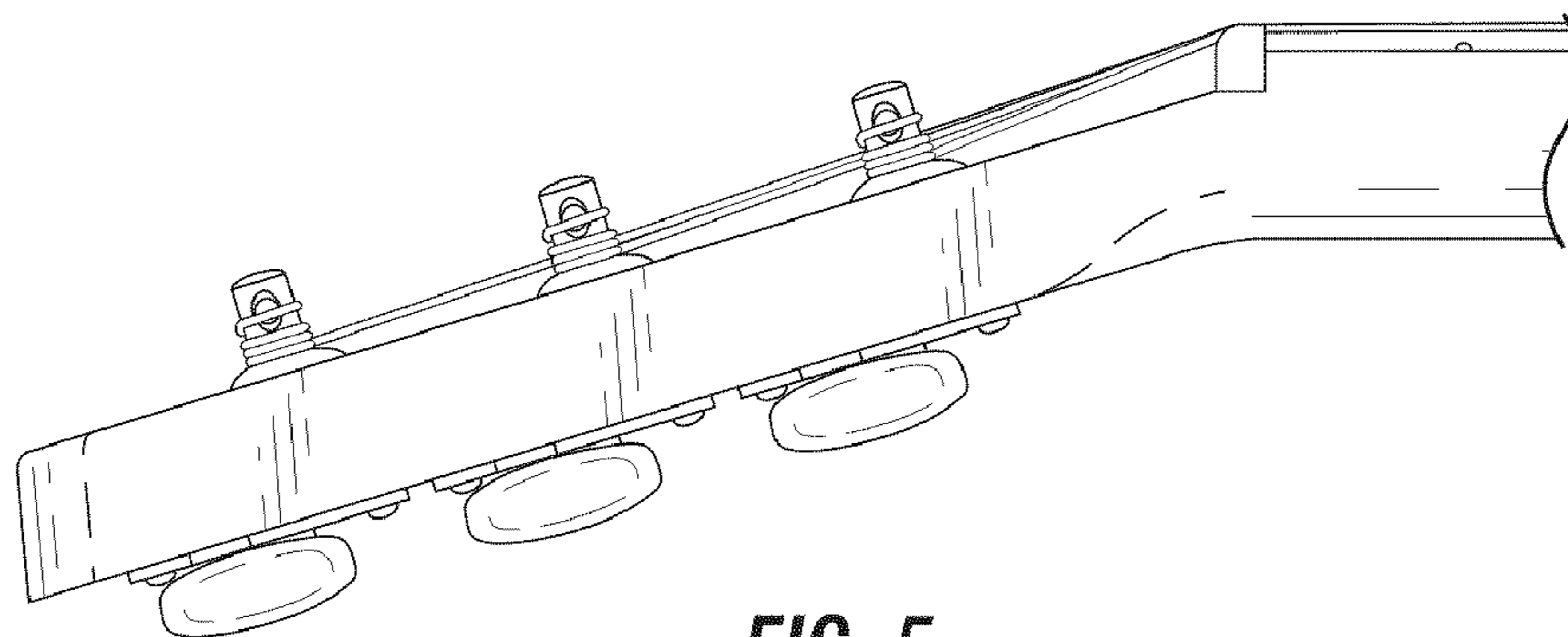


FIG. 5

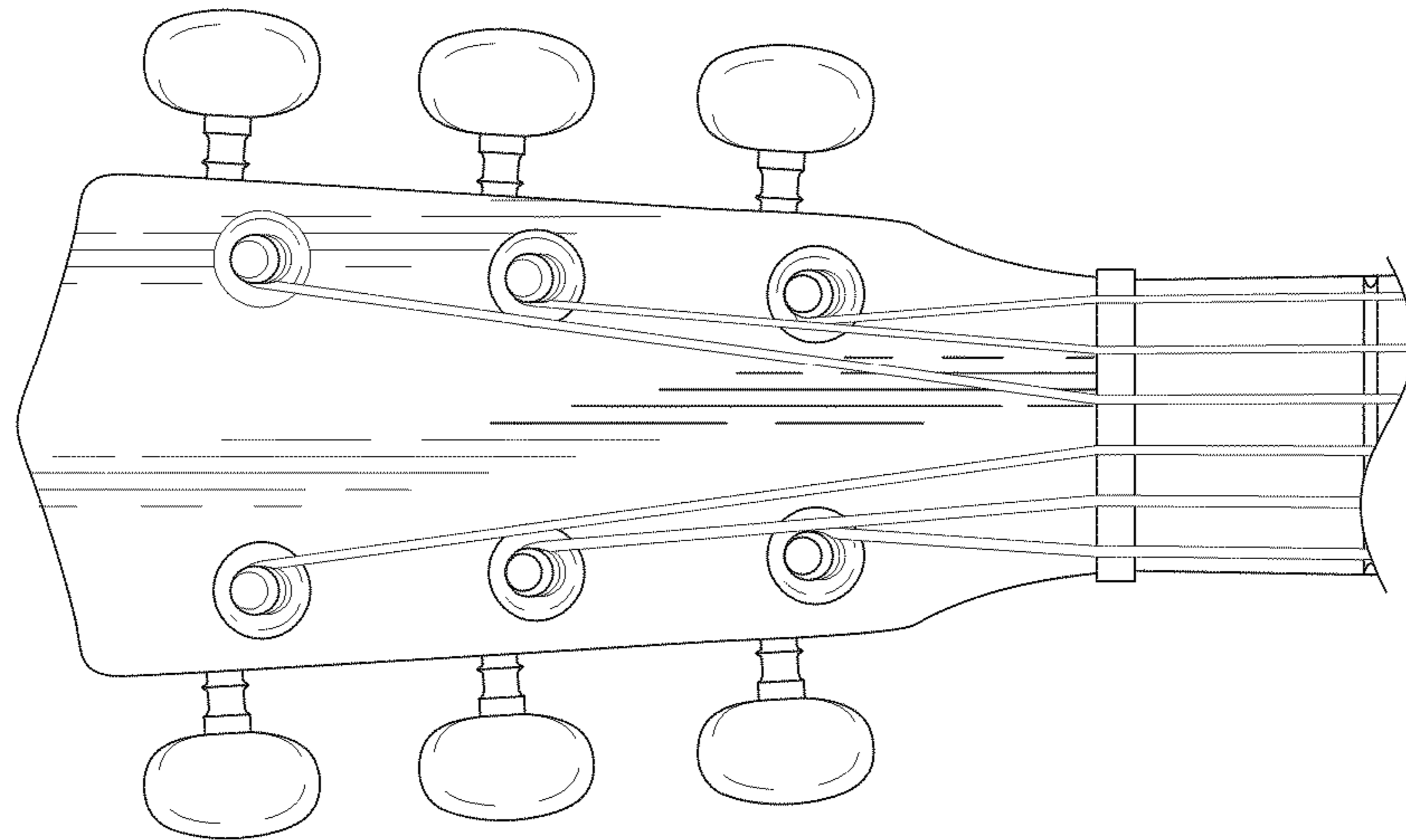


FIG. 6

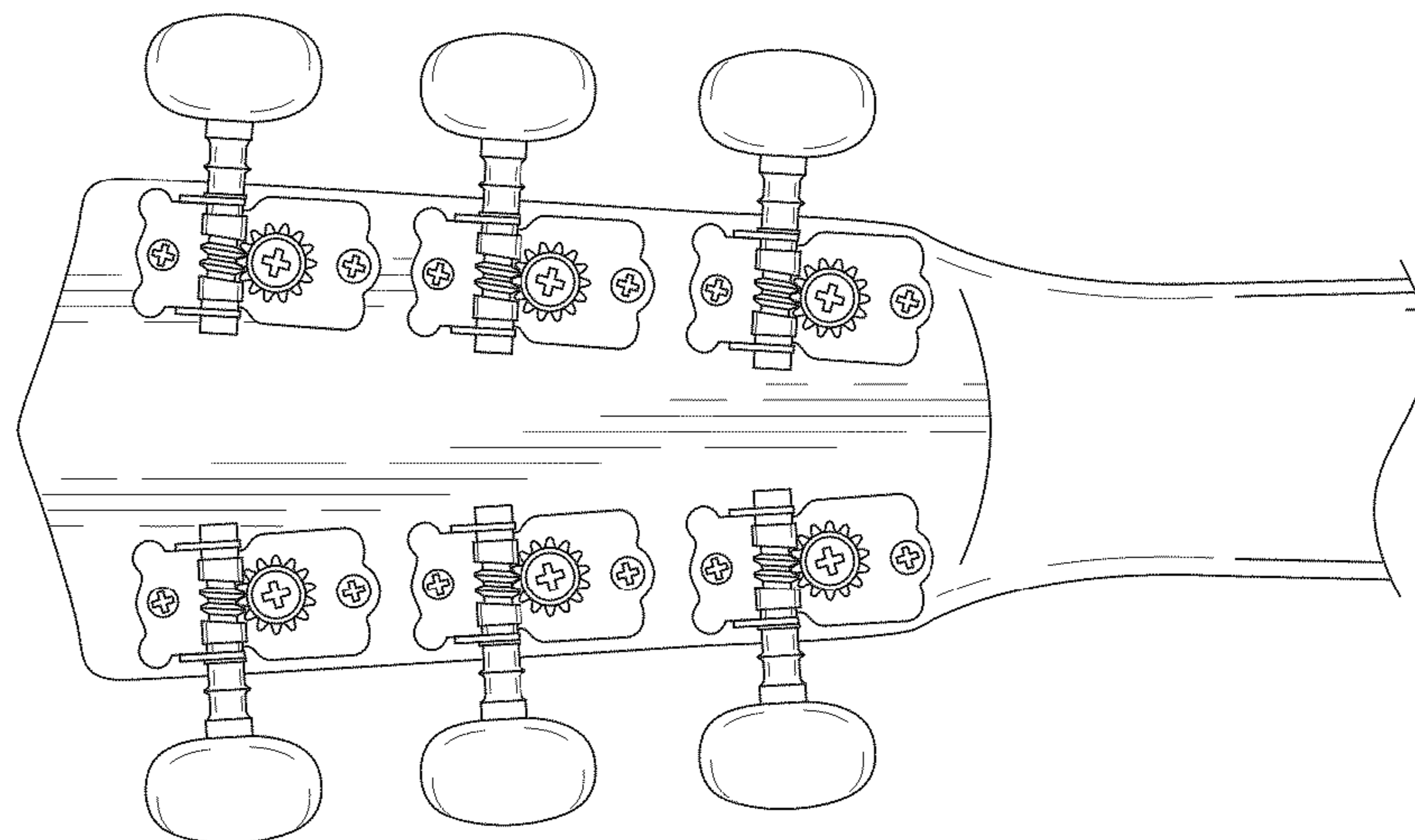


FIG. 7