



US00D650805S

(12) **United States Design Patent**
Impas et al.

(10) **Patent No.:** **US D650,805 S**

(45) **Date of Patent:** **** Dec. 20, 2011**

(54) **DISPLAY SCREEN WITH AN ICON**

(75) Inventors: **Romualdo T. Impas**, Seattle, WA (US);
Pasquale DeMaio, Bellevue, WA (US)

(73) Assignee: **Microsoft Corporation**, Redmond, WA (US)

(**) Term: **14 Years**

(21) Appl. No.: **29/380,199**

(22) Filed: **Dec. 1, 2010**

(51) **LOC (9) Cl.** **32-00**

(52) **U.S. Cl.** **D14/495**

(58) **Field of Classification Search** D14/485-495;
D18/26, 31-33; D20/11, 12, 23-25, 29-32,
D20/36-38; 715/700-867, 973-977

See application file for complete search history.

(56) **References Cited**

U.S. PATENT DOCUMENTS

D90,184 S *	6/1933	Amberger	D20/31
D248,060 S *	5/1978	Darrell	D20/11
D254,379 S *	3/1980	Dickey	D18/33
D276,819 S *	12/1984	James	D14/494
D276,844 S *	12/1984	Eaton	D24/165
D278,804 S *	5/1985	Tanikawa	D10/125
D393,258 S *	4/1998	Cappa et al.	D14/494
5,748,188 A *	5/1998	Hu et al.	715/853
D397,370 S *	8/1998	Chen	D21/324
6,115,036 A *	9/2000	Yamato et al.	715/723
6,388,669 B2 *	5/2002	Minami et al.	345/474
D549,725 S *	8/2007	Niijima	D14/491
D643,045 S *	8/2011	Woo	D14/487

OTHER PUBLICATIONS

Logo Lounge, by Catharine Fishel and Bill Gardner, Rockport Publishers, Gloucester, MA © 2003, pp. 155 and 166-167.*

Logo Lounge 3, by Bill Gardner and Catharine Fishel, Rockport Publishers, Gloucester, MA © 2006, p. 114.*

1000 Icons, Symbols + Pictograms: Visual Communication for Every Language, Rockport Publishers, Gloucester, MA © 2006, p. 76.*

Olympic Games Pictograms 1984 Los Angeles, Web Archive, [online] Dec. 24, 2005 [retrieved on Apr. 22, 2008]. Retrieved from the Internet <URL: <http://web.archive.org/web/20051224141209/http://www.olympic-museum.de/pictograms/Picto1984.htm>>.*

* cited by examiner

Primary Examiner — Karen E Kearney

(74) *Attorney, Agent, or Firm* — Banner & Witcoff, Ltd.

(57) **CLAIM**

The ornamental design for an display screen with an icon, as shown and described.

DESCRIPTION

FIG. 1 is a front view of an display screen with an icon showing the new design;

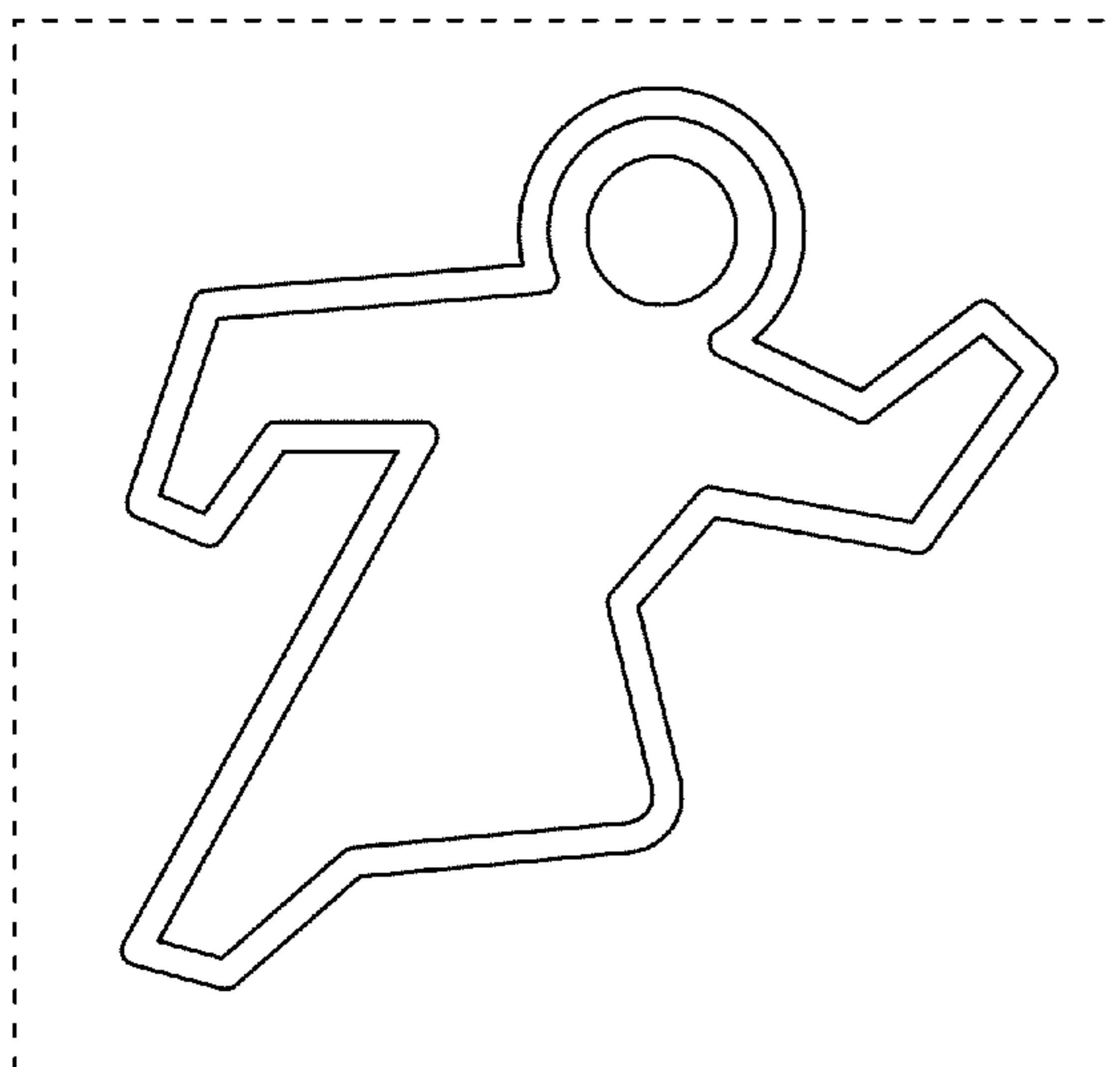
FIG. 2 is a front view of an alternative embodiment of an display screen with an icon which reflects the icon for a display screen of FIG. 1 shown in mirror image;

FIG. 3 is a front view of an alternative embodiment of an display screen with an icon showing the design; and,

FIG. 4 is a front view of an alternative embodiment of an display screen with an icon which reflects the icon for a display screen of FIG. 3 shown in mirror image.

The broken line showing of the display screen is for environmental purposes only and forms no part of the claimed design.

1 Claim, 4 Drawing Sheets






Fig. 1




Fig. 2



Fig. 3



Fig. 4