



US00D650804S

(12) **United States Design Patent**  
**Impas et al.**

(10) **Patent No.:** **US D650,804 S**

(45) **Date of Patent:** **\*\* Dec. 20, 2011**

(54) **DISPLAY SCREEN WITH AN ICON**

(75) Inventors: **Romualdo T. Impas**, Seattle, WA (US);  
**Pasquale DeMaio**, Bellevue, WA (US)

(73) Assignee: **Microsoft Corporation**, Redmond, WA (US)

(\*\*) Term: **14 Years**

(21) Appl. No.: **29/380,198**

(22) Filed: **Dec. 1, 2010**

(51) **LOC (9) Cl.** ..... **32-00**

(52) **U.S. Cl.** ..... **D14/495**

(58) **Field of Classification Search** ..... D14/485-495;  
D18/26, 31-33; D20/11, 12, 23-25, 29-32,  
D20/36-38; 715/700-867, 973-977

See application file for complete search history.

(56) **References Cited**

**U.S. PATENT DOCUMENTS**

D63,260	S	*	11/1923	Isaacs	.....	D20/31
D276,844	S	*	12/1984	Eaton	.....	D24/165
D281,081	S	*	10/1985	Zwissler et al.	.....	D14/488
5,640,176	A	*	6/1997	Mundt et al.	.....	715/839
D393,258	S	*	4/1998	Cappa et al.	.....	D14/494
5,999,208	A	*	12/1999	McNerney et al.	.....	348/14.08
6,091,410	A	*	7/2000	Lection et al.	.....	715/706
6,128,010	A	*	10/2000	Baxter et al.	.....	715/846
D504,471	S	*	4/2005	Hadley	.....	D20/31
D563,992	S	*	3/2008	Lettau et al.	.....	D14/493
D572,265	S	*	7/2008	Guimaraes et al.	.....	D14/495
8,001,143	B1	*	8/2011	Gupta et al.	.....	707/770
2010/0103330	A1	*	4/2010	Morrison et al.	.....	348/744

**OTHER PUBLICATIONS**

1000 Icons, Symbols + Pictograms: Visual Communication for Every Language, Rockport Publishers, Gloucester, MA © 2006, pp. 24 and 135.\*

Logo Lounge, by Catharine Fishel and Bill Gardner, Rockport Publishers, Gloucester, MA © 2003, p. 153.\*

Logo Lounge 3, by Bill Gardner and Catharine Fishel, Rockport Publishers, Gloucester, MA © 2006, p. 91.\*

\* cited by examiner

*Primary Examiner* — Karen E Kearney

(74) *Attorney, Agent, or Firm* — Banner & Witcoff, Ltd.

(57) **CLAIM**

The ornamental design for a display screen with an icon, as shown and described.

**DESCRIPTION**

FIG. 1 is a front view of a display screen with an icon showing the new design;

FIG. 2 is a front view of an alternative embodiment of a display screen with an icon which reflects the icon for a display screen of FIG. 1 shown in mirror image;

FIG. 3 is front view of the embodiment of FIG. 1, shown in the context with different unclaimed environment;

FIG. 4 is a front view of the embodiment of FIG. 2, shown in the context with different unclaimed environment;

FIG. 5 is a front view of an alternative embodiment of a display screen with an icon showing the design;


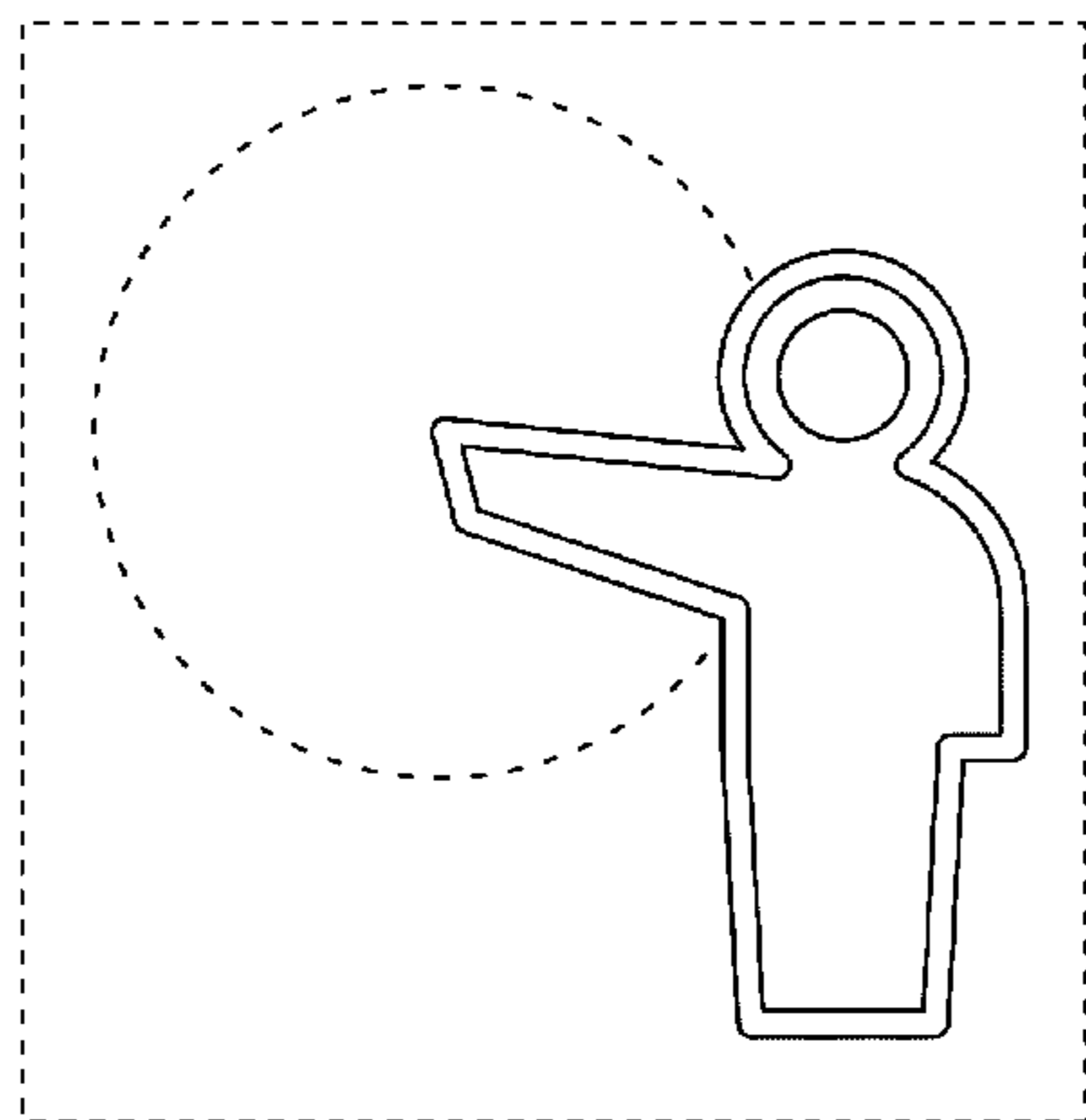
FIG. 6 is a front view of an alternative embodiment of a display screen with an icon which reflects the icon for a display screen of FIG. 5 shown in mirror image;

FIG. 7 is a front view of the embodiment of FIG. 5, shown in the context with different unclaimed environment; and,

FIG. 8 is a front view of the embodiment of FIG. 6, shown in the context with different unclaimed environment.

The broken line showing of the circles in FIGS. 1, 2, 5, and 6 and the ovals in FIGS. 3, 4, 7, and 8 is for environmental purposes only and forms no part of the claimed design. The broken line showing of the display screen is for environmental purposes only and forms no part of the claimed design.

**1 Claim, 8 Drawing Sheets**






Fig. 1




Fig. 2

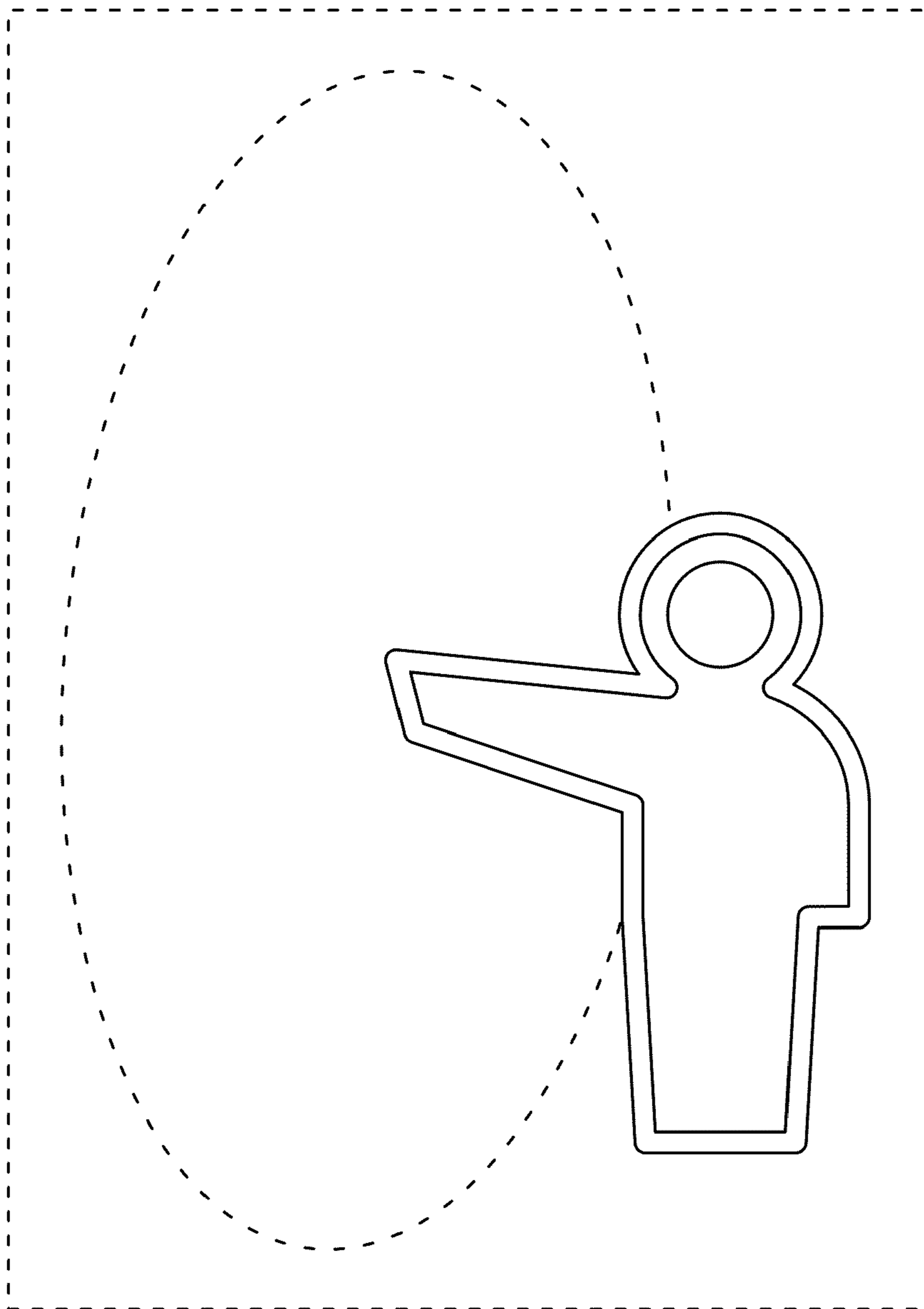


Fig. 3

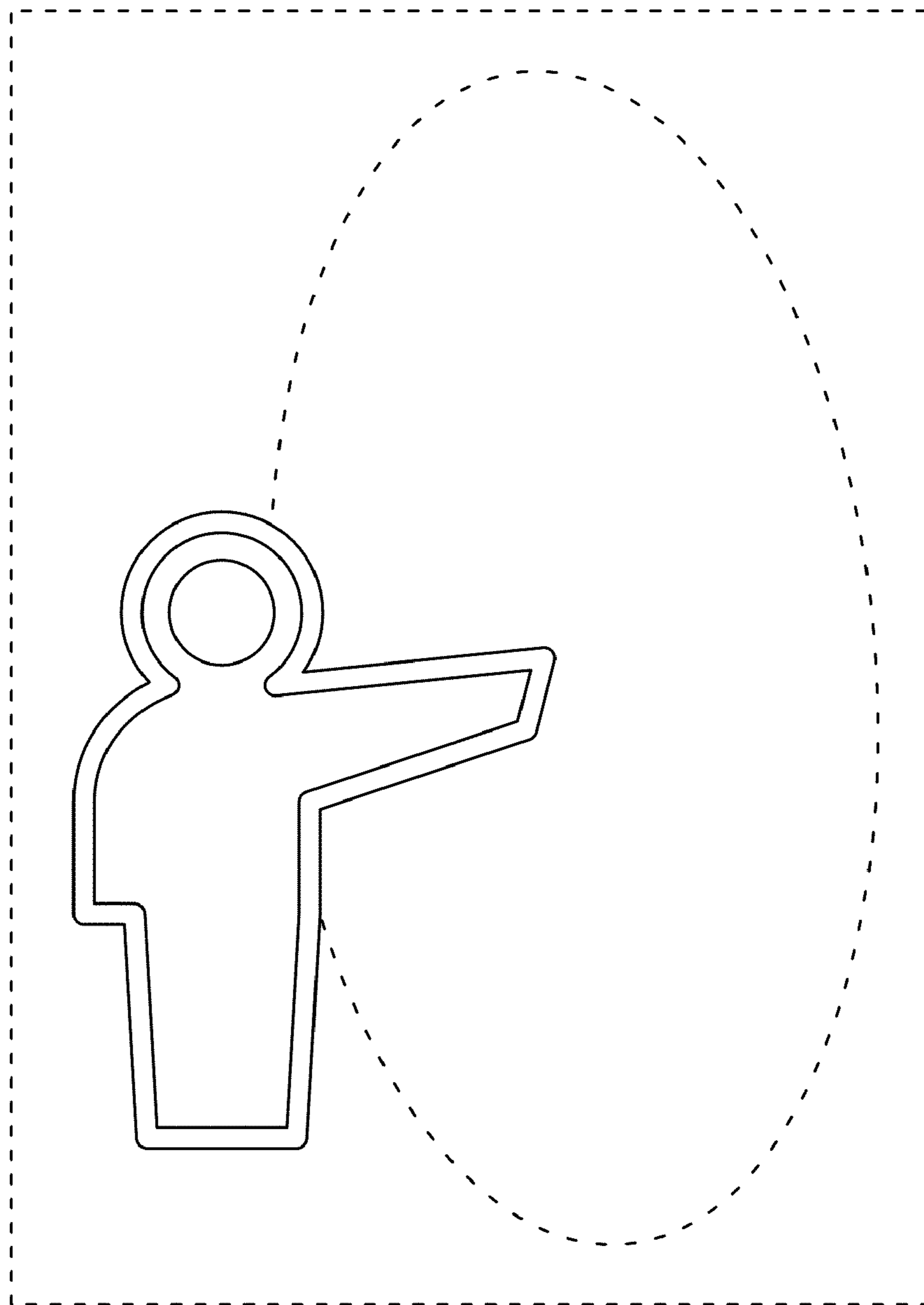


Fig. 4




Fig. 5




Fig. 6

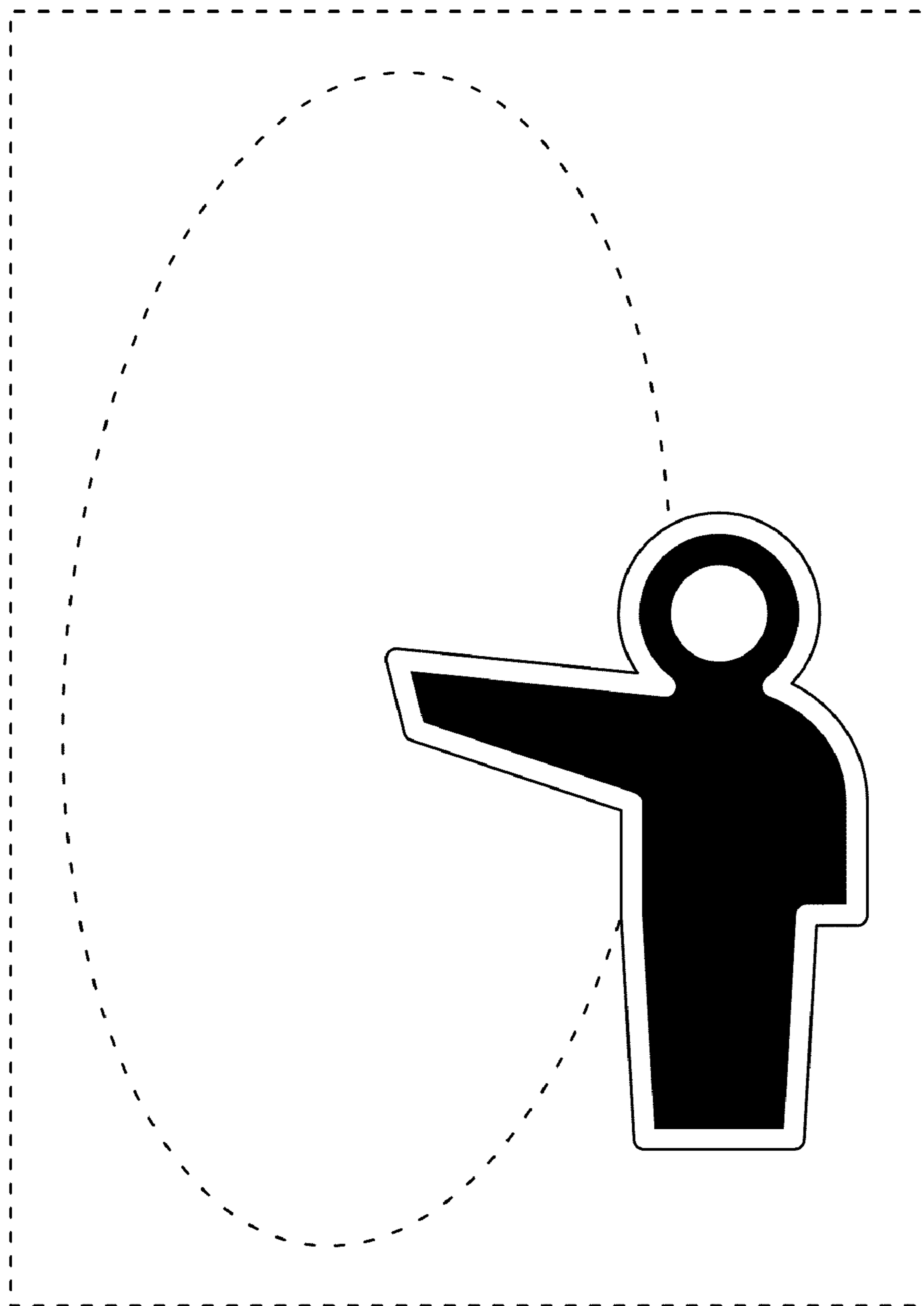


Fig. 7



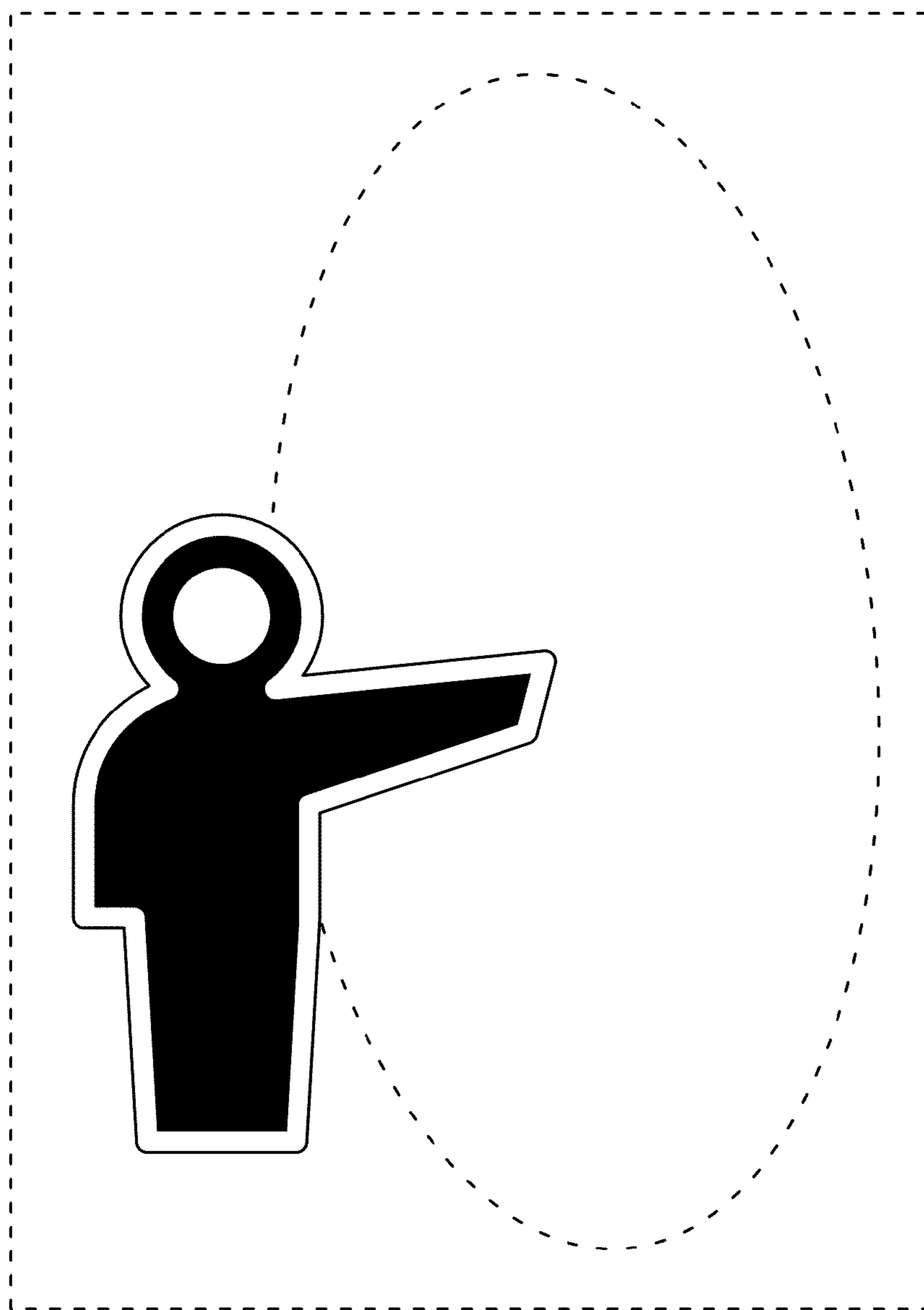


Fig. 8