



US00D650763S

(12) **United States Design Patent**  
**Suzuki**

(10) **Patent No.:** **US D650,763 S**

(45) **Date of Patent:** **\*\* Dec. 20, 2011**

(54) **TELEVISION RECEIVER**

(75) Inventor: **Takeshi Suzuki**, Tokyo (JP)

(73) Assignee: **Kabushiki Kaisha Toshiba**, Minato-ku,  
Tokyo (JP)

(\*\*) Term: **14 Years**

(21) Appl. No.: **29/358,582**

(22) Filed: **Mar. 30, 2010**

(30) **Foreign Application Priority Data**

Jan. 27, 2010 (JP) ..... 2010-001791

(51) **LOC (9) Cl.** ..... **14-03**

(52) **U.S. Cl.** ..... **D14/126**

(58) **Field of Classification Search** ..... D14/125-134,  
D14/239, 371, 136, 374-377, 440, 450, 448,  
D14/336, 342; 312/7.2; 348/836, 838, 180,  
348/184, 325, 739; 341/12; 248/917-924,  
248/465; 345/104, 133, 156, 168, 87, 173;  
720/605, 669, 600, 655; 369/99, 197; 455/344,  
455/347; D21/329, 515, 577, 622, 333, 433,  
D21/448, 452, 450, 331; D6/477, 479, 300;  
273/148 B; 446/484, 175, 356; D10/15,  
D10/26

See application file for complete search history.

(56) **References Cited**

**U.S. PATENT DOCUMENTS**

D483,020 S \* 12/2003 Nagao et al. .... D14/126  
D494,941 S \* 8/2004 Kim ..... D14/126  
D541,763 S \* 5/2007 Kim ..... D14/126  
D544,849 S \* 6/2007 Yang et al. .... D14/126  
D551,186 S \* 9/2007 Yang et al. .... D14/126  
D555,120 S \* 11/2007 Shih et al. .... D14/126  
D570,120 S \* 6/2008 Goodman et al. .... D6/310  
D571,323 S \* 6/2008 Profit ..... D14/126  
D580,896 S \* 11/2008 Niitsu ..... D14/126

D584,256 S \* 1/2009 Kita ..... D14/126  
D587,665 S \* 3/2009 Isshiki ..... D14/126  
D615,511 S \* 5/2010 Shin et al. .... D14/126  
D616,400 S \* 5/2010 Lee et al. .... D14/126  
D620,903 S \* 8/2010 Song et al. .... D14/126  
D621,374 S \* 8/2010 Kim et al. .... D14/126  
D623,155 S \* 9/2010 Kim et al. .... D14/126  
D624,035 S \* 9/2010 Lee et al. .... D14/126  
D625,277 S \* 10/2010 Lee et al. .... D14/126  
D628,174 S \* 11/2010 Nagase ..... D14/126  
D635,569 S \* 4/2011 Park ..... D14/374

(Continued)

**FOREIGN PATENT DOCUMENTS**

JP D1368136 8/2009

(Continued)

**OTHER PUBLICATIONS**

Serie 550, Catalog, Samsung Electronics, received Feb. 25, 2009.

*Primary Examiner* — Raphael Barkai

*Assistant Examiner* — Randall Gholson

(74) *Attorney, Agent, or Firm* — Banner & Witcoff, Ltd.

(57)

**CLAIM**

The ornamental design for a television receiver, as shown and described.

**DESCRIPTION**

FIG. 1 is a front perspective view of a television receiver showing my new design,

FIG. 2 is a front elevational view thereof,

FIG. 3 is a top plan view thereof,

FIG. 4 is a left side elevational view thereof,


FIG. 5 is a right side elevational view thereof,

FIG. 6 is a bottom plan view thereof,

FIG. 7 is a rear elevational view thereof; and,

FIG. 8 is a rear perspective view thereof.

**1 Claim, 3 Drawing Sheets**



# US D650,763 S

Page 2

---

## U.S. PATENT DOCUMENTS

D639,257 S \* 6/2011 Lee et al. .... D14/126  
D639,759 S \* 6/2011 Shin et al. .... D14/126  
D641,328 S \* 7/2011 Lee et al. .... D14/126  
D642,146 S \* 7/2011 Park et al. .... D14/126  
D642,148 S \* 7/2011 Kwon et al. .... D14/126

D642,551 S \* 8/2011 Chong et al. .... D14/126

## FOREIGN PATENT DOCUMENTS

KR 30-0431034 11/2006  
KR 30-0518120 1/2009

\* cited by examiner

FIG.1

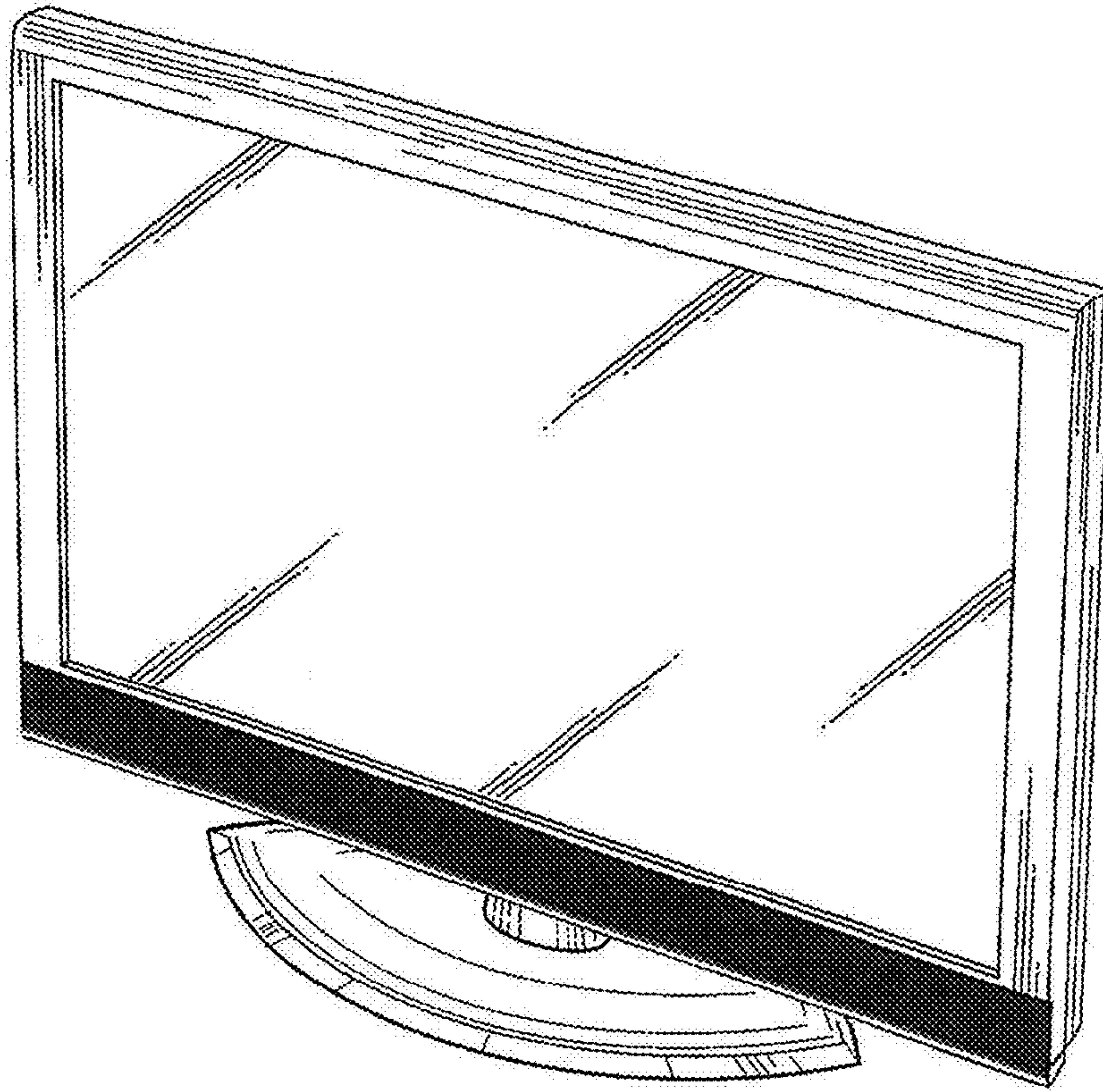


FIG.2

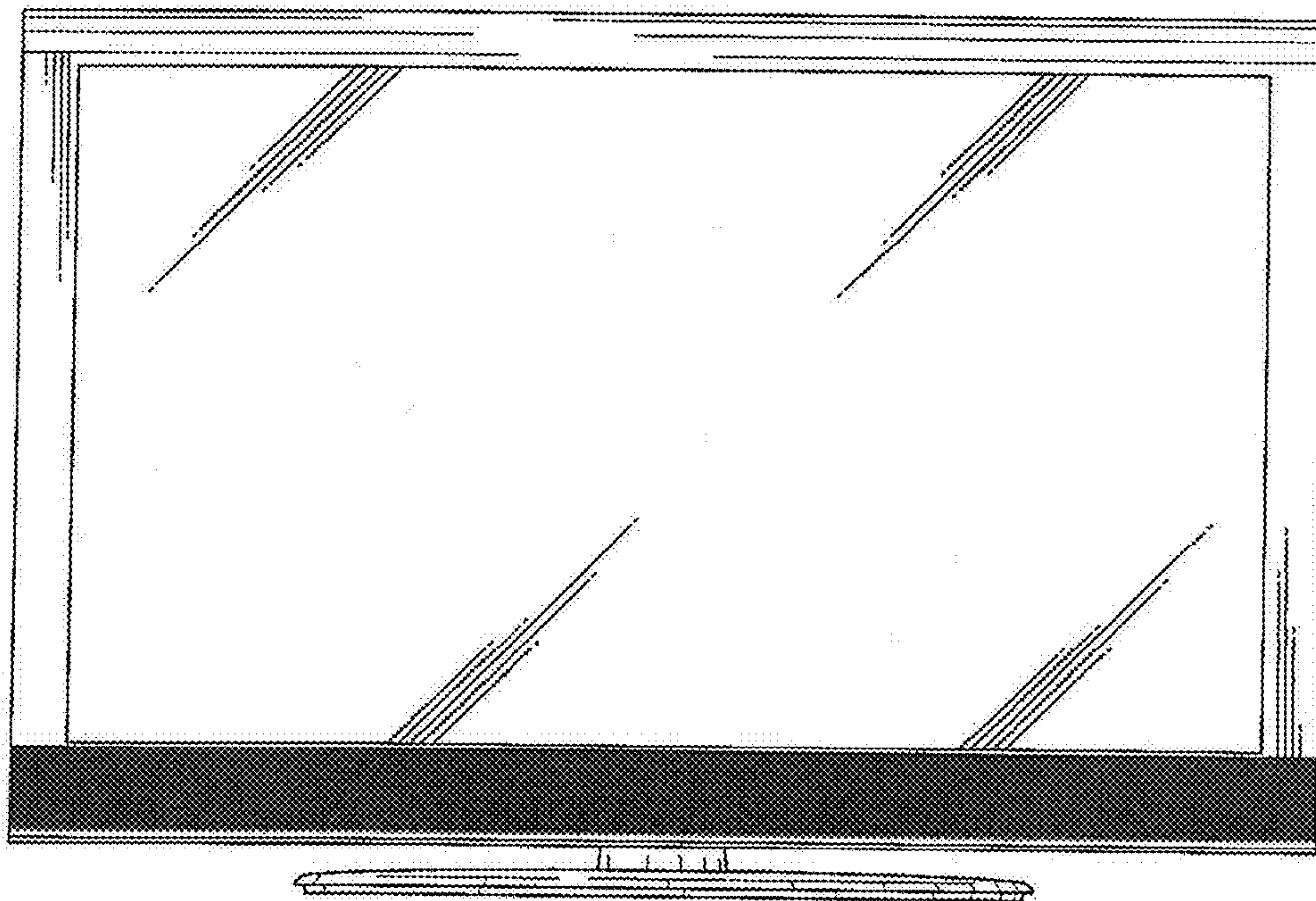




FIG.3

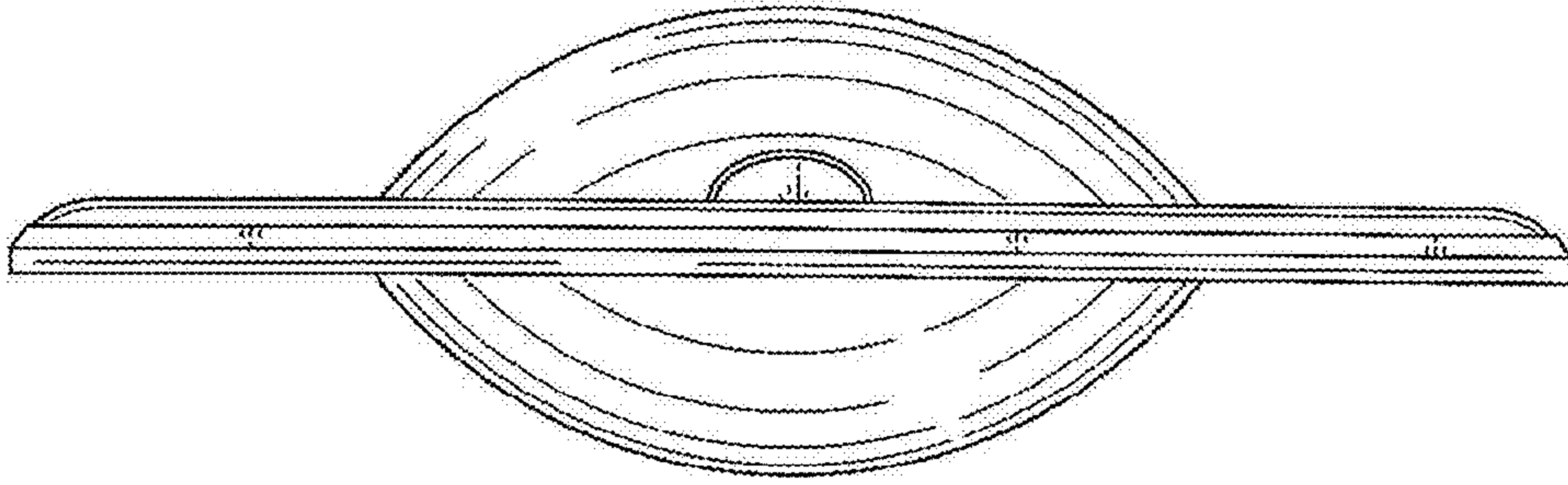


FIG.4

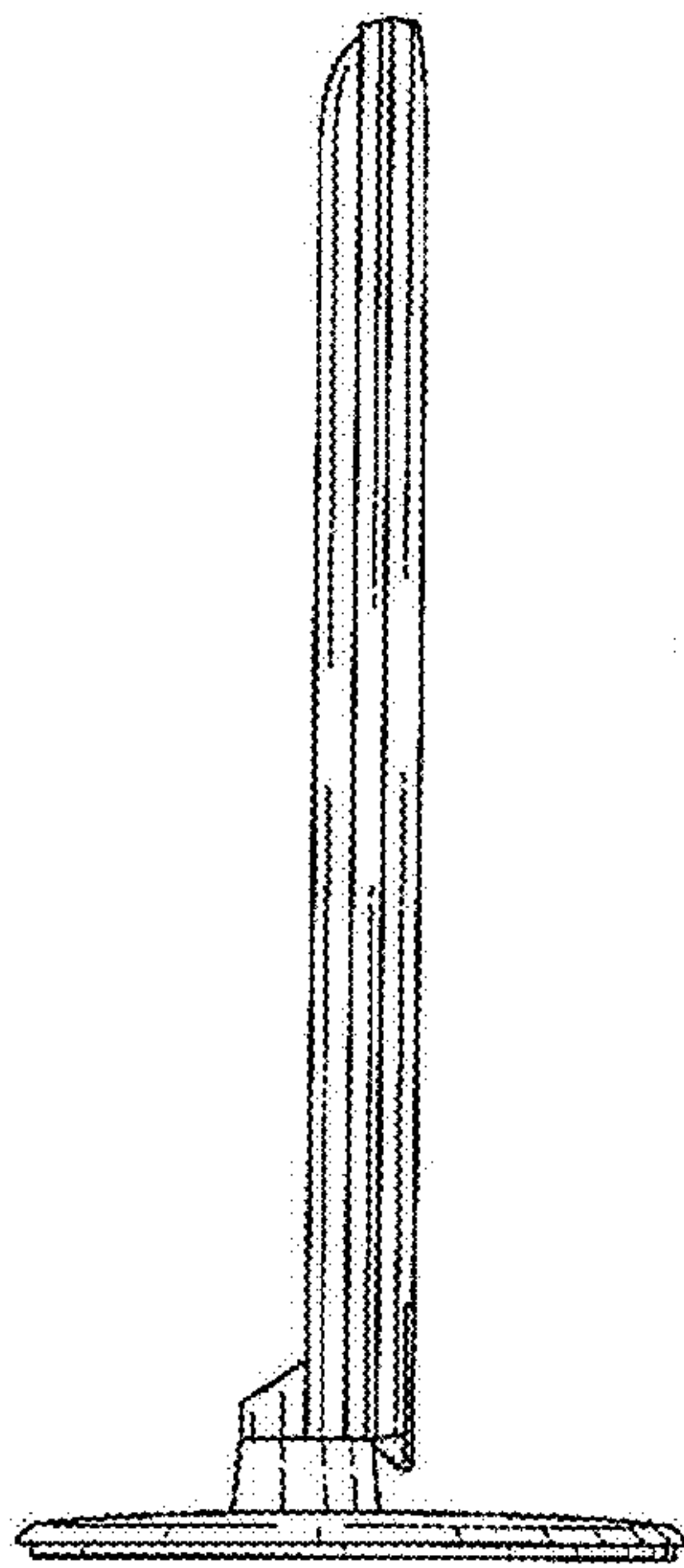


FIG.5

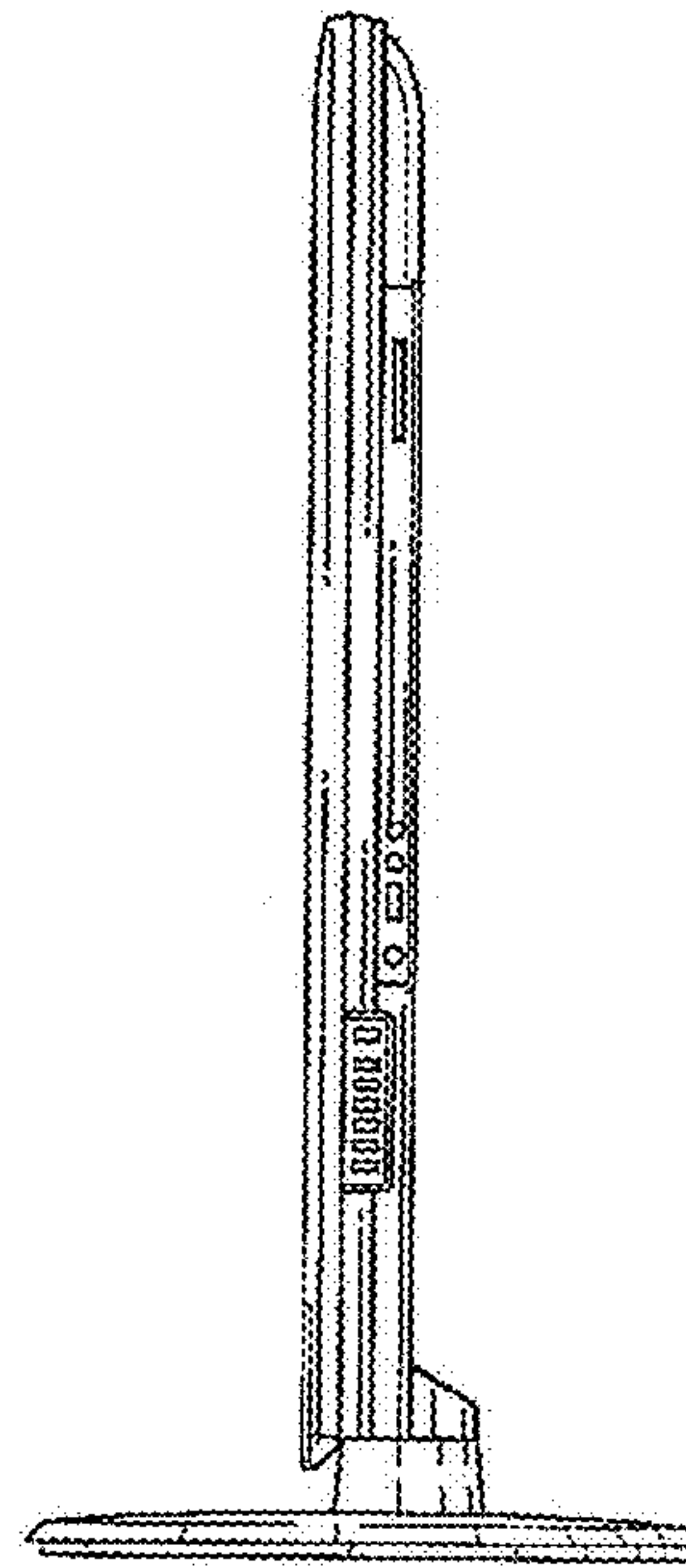


FIG.6

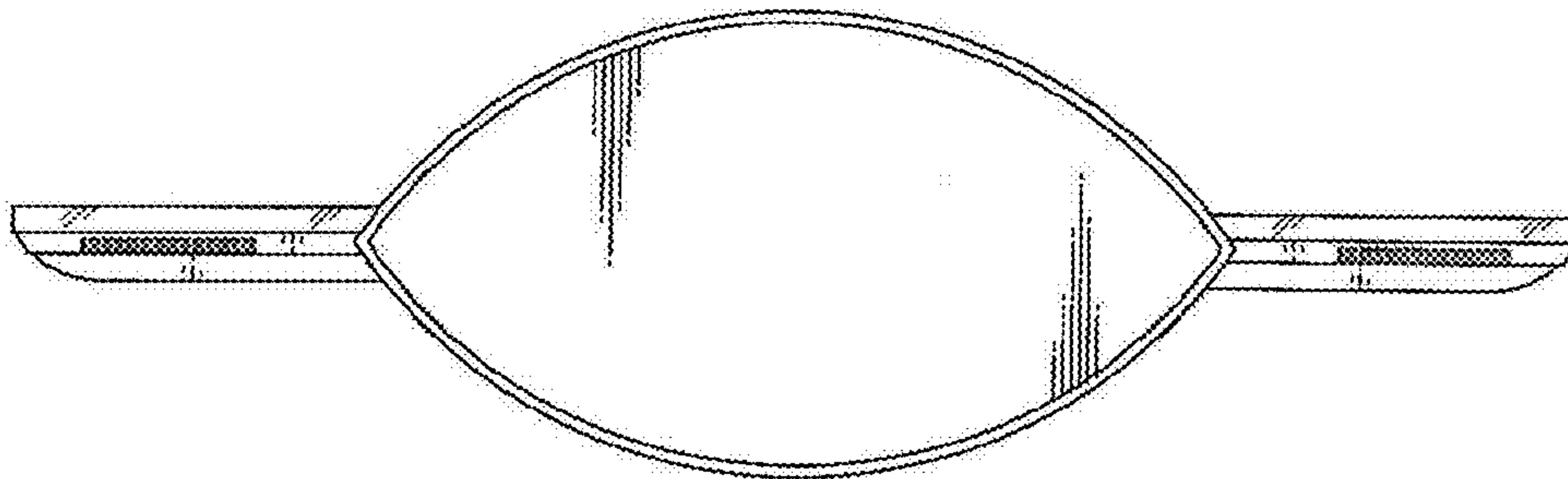


FIG.7

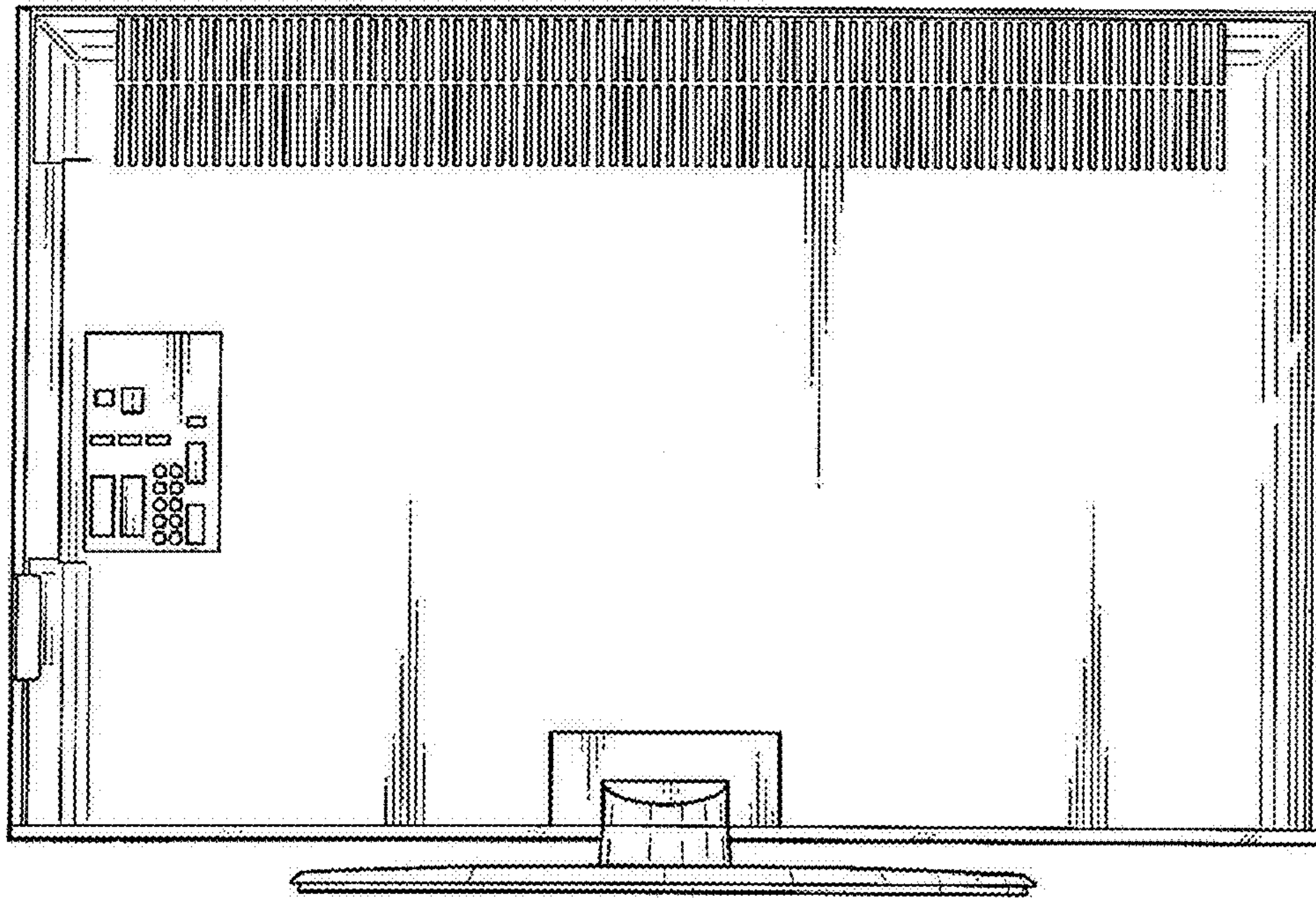


FIG.8

