

US00D650731S

(12) **United States Design Patent**  
**Chen**

(10) **Patent No.:** **US D650,731 S**

(45) **Date of Patent:** **\*\* Dec. 20, 2011**

(54) **BICYCLE WHEEL RIM**

(75) Inventor: **Chao-Ying Chen**, Tainan Hsien (TW)

(73) Assignee: **Alex Global Technology, Inc.**, Tainan Hsien (TW)

(\*\*) Term: **14 Years**

(21) Appl. No.: **29/346,610**

(22) Filed: **Nov. 3, 2009**

(30) **Foreign Application Priority Data**

May 7, 2009 (EM) ..... 001135792

(51) **LOC (9) Cl.** ..... **12-16**

(52) **U.S. Cl.** ..... **D12/208**

(58) **Field of Classification Search** ..... D12/204-213;  
301/37.101, 64.101, 65, 64.201, 95.101,  
301/95.104

See application file for complete search history.

(56) **References Cited**

**U.S. PATENT DOCUMENTS**

D216,785 S \* 3/1970 Hata ..... D12/208  
D267,167 S \* 12/1982 Suzuki et al. .... D12/205  
D277,953 S \* 3/1985 Hess ..... D12/208  
D281,062 S \* 10/1985 Hess ..... D12/205  
D439,875 S \* 4/2001 Zemlicka ..... D12/208

D462,042 S \* 8/2002 Bernardi ..... D12/205  
D498,722 S \* 11/2004 Smith et al. .... D12/205  
7,029,073 B2 \* 4/2006 Chen ..... 301/95.104  
D573,077 S \* 7/2008 Addink ..... D12/204

\* cited by examiner

*Primary Examiner* — Stacia Cadmus

(57) **CLAIM**

The ornamental design for a bicycle wheel rim, as shown and described.

**DESCRIPTION**

FIG. 1 is a perspective view of a portion of a bicycle wheel rim showing my new design;

FIG. 2 is a front elevational view thereof;

FIG. 3 is a rear elevational view thereof;

FIG. 4 is a left side elevational view thereof;

FIG. 5 is a right side elevational view thereof;

FIG. 6 is a top plan view thereof;


FIG. 7 is a bottom plan view thereof; and,

FIG. 8 is a perspective view of the bicycle wheel rim.

The bicycle wheel rim is shown as a portion thereof in FIGS. 1-7 for ease of illustration.

The broken line showing of the rim is included for the purpose of illustrating environment and forms no part of the claimed design.

**1 Claim, 6 Drawing Sheets**



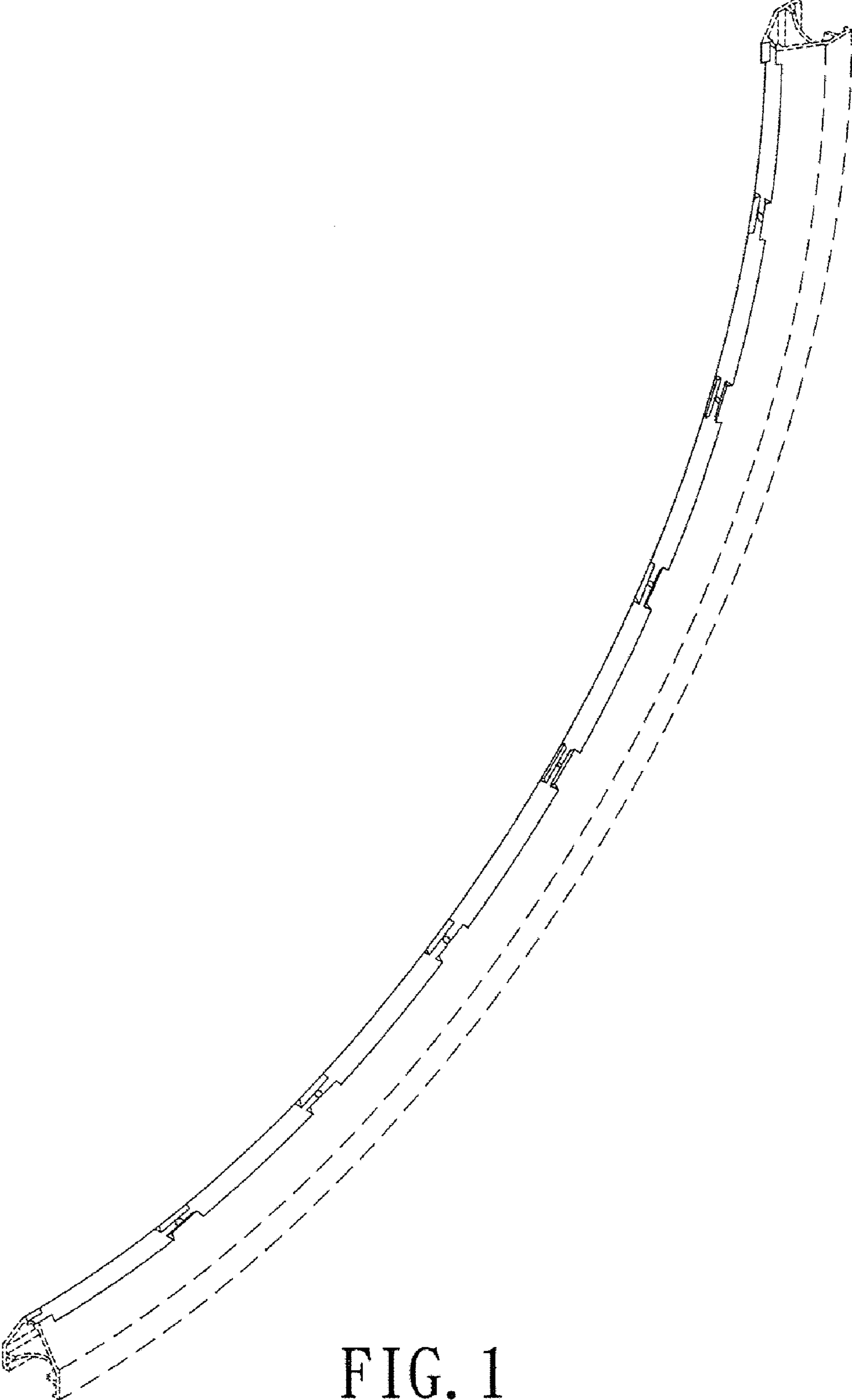


FIG. 1




FIG. 2

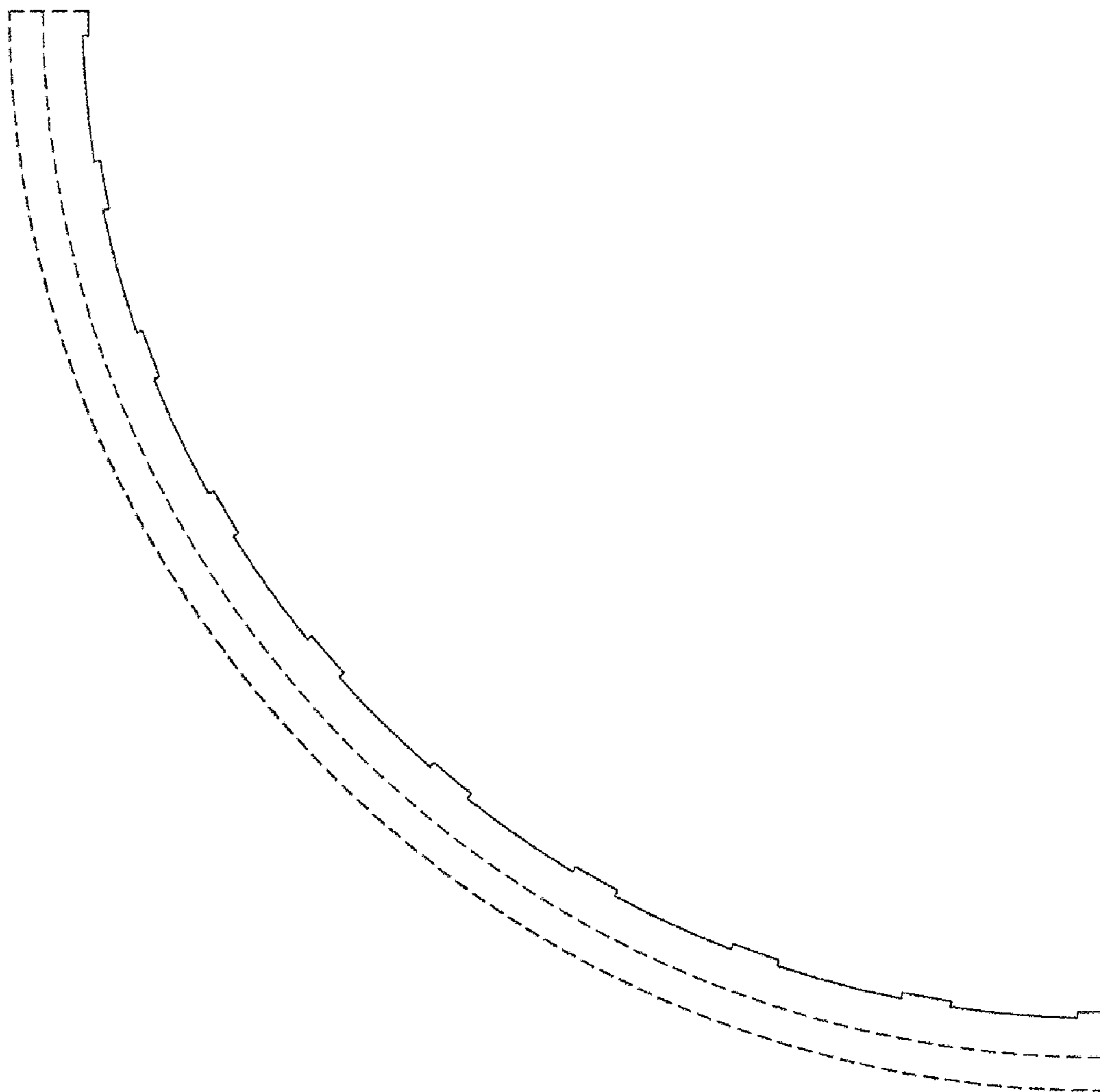


FIG. 3



FIG. 4




FIG. 5



FIG. 6



FIG. 7




FIG. 8