



US00D650729S

(12) **United States Design Patent**
Dong

(10) **Patent No.:** **US D650,729 S**

(45) **Date of Patent:** **** Dec. 20, 2011**

(54) **LICENSE PLATE FRAME**

(76) Inventor: **Hong Dong**, Diamond Bar, CA (US)

(**) Term: **14 Years**

(21) Appl. No.: **29/399,814**

(22) Filed: **Aug. 18, 2011**

(51) **LOC (9) Cl.** **12-16**

(52) **U.S. Cl.** **D12/193**

(58) **Field of Classification Search** D12/193;
D6/300-302, 309-314; 40/200-204, 207-214;
D20/13; 348/148, 373

See application file for complete search history.

(56) **References Cited**

U.S. PATENT DOCUMENTS

D453,491 S *	2/2002	Schmitz	D12/193
D464,299 S *	10/2002	Ohm et al.	D12/193
D524,210 S *	7/2006	Spencer	D12/193
D535,927 S *	1/2007	Tofer et al.	D12/193
D537,395 S *	2/2007	Magee	D12/193
D538,722 S *	3/2007	Tofer	D12/193
D566,638 S *	4/2008	Hu	D12/193

D567,163 S *	4/2008	Hu	D12/193
D602,832 S *	10/2009	Tharp et al.	D12/193
D636,713 S *	4/2011	Ohm et al.	D12/193
D640,177 S *	6/2011	Ohm et al.	D12/193

* cited by examiner

Primary Examiner — Stacia Cadmus

(74) *Attorney, Agent, or Firm* — Clement Cheng

(57) **CLAIM**

The ornamental design for a license plate frame, as shown and described.

DESCRIPTION

FIG. 1 is a perspective view.

FIG. 2 is a bottom view, of which the top view is a mirror image of the bottom view.


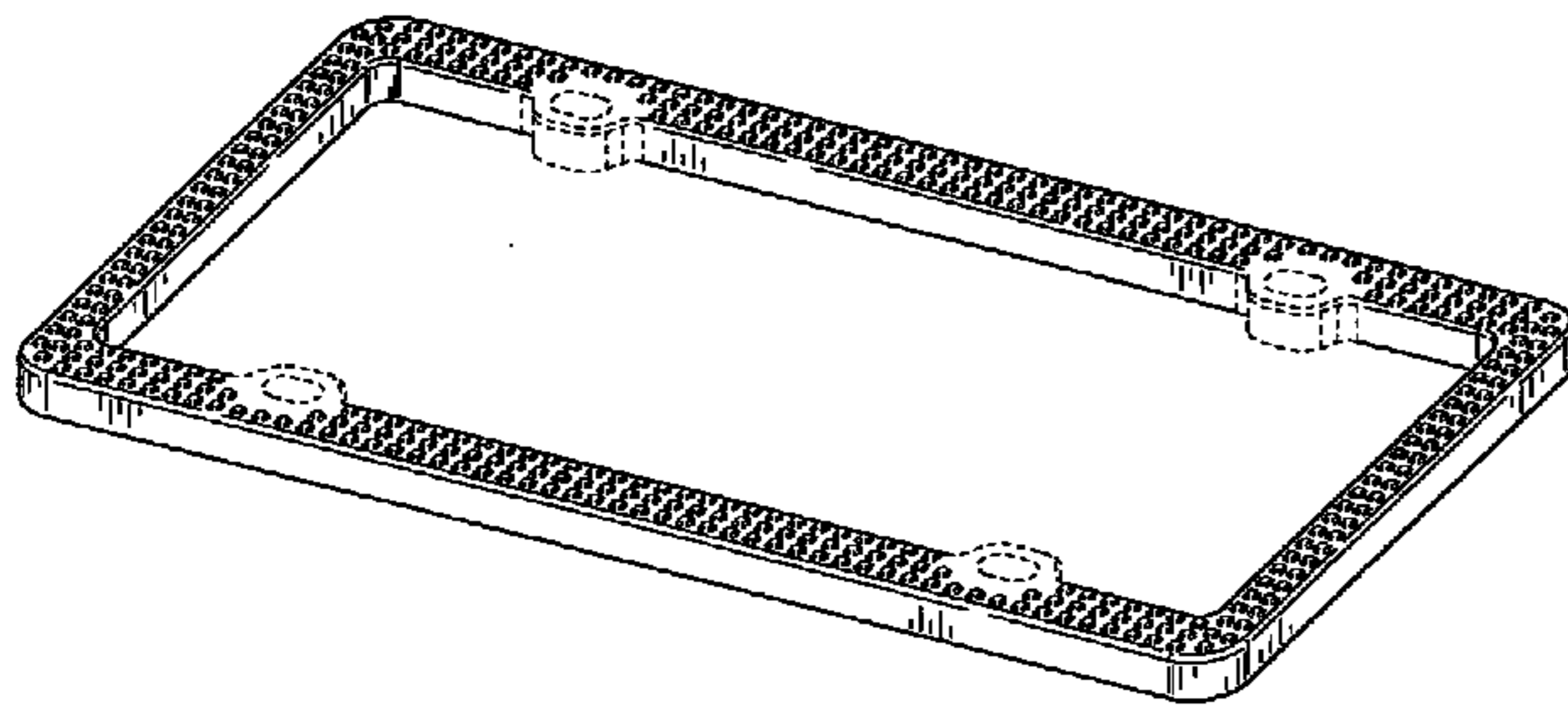
FIG. 3 is a right side view, the left side of which is a mirror image of the right side view.

FIG. 4 is a front view; and,

FIG. 5 is a rear view.

The dotted line disclosure is not claimed and is for illustrative purposes only.

1 Claim, 3 Drawing Sheets



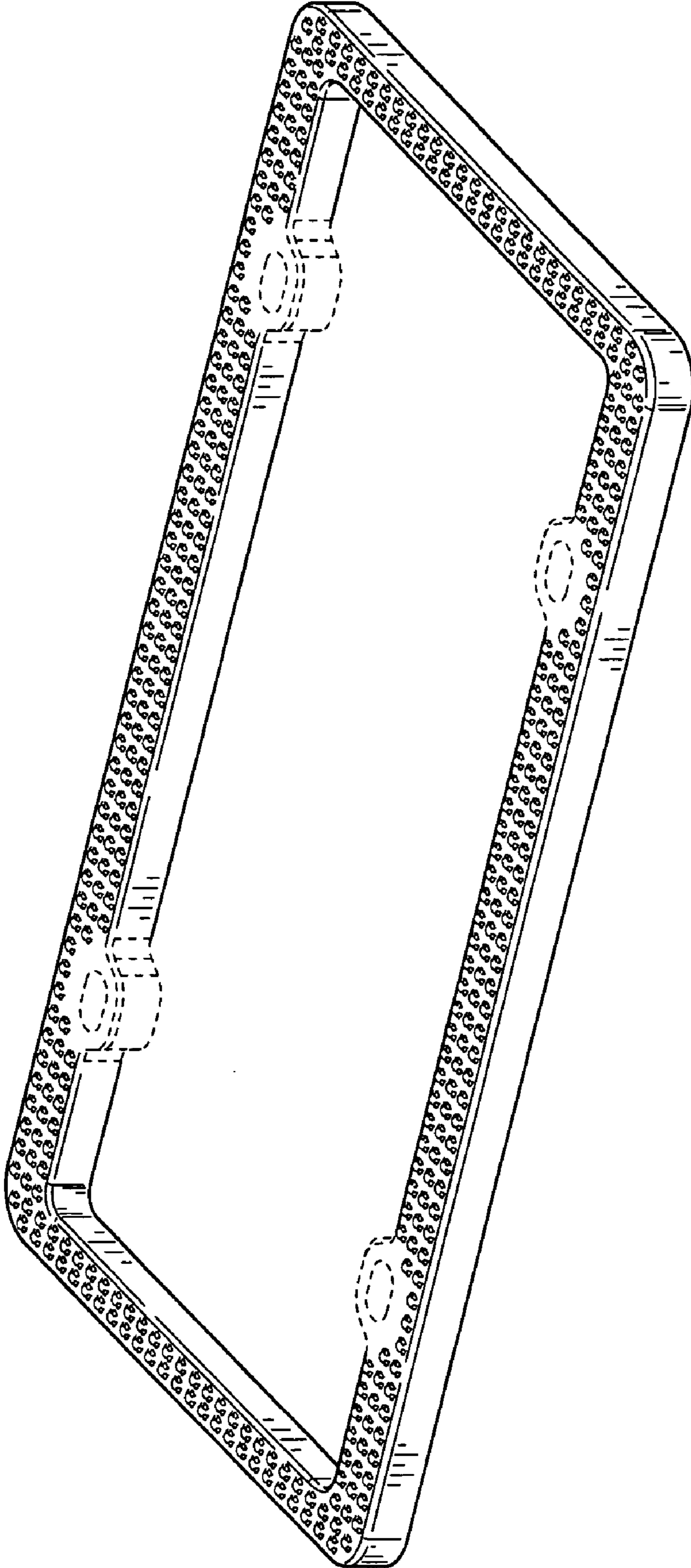


FIG. 1




FIG. 2




FIG. 3




FIG. 4

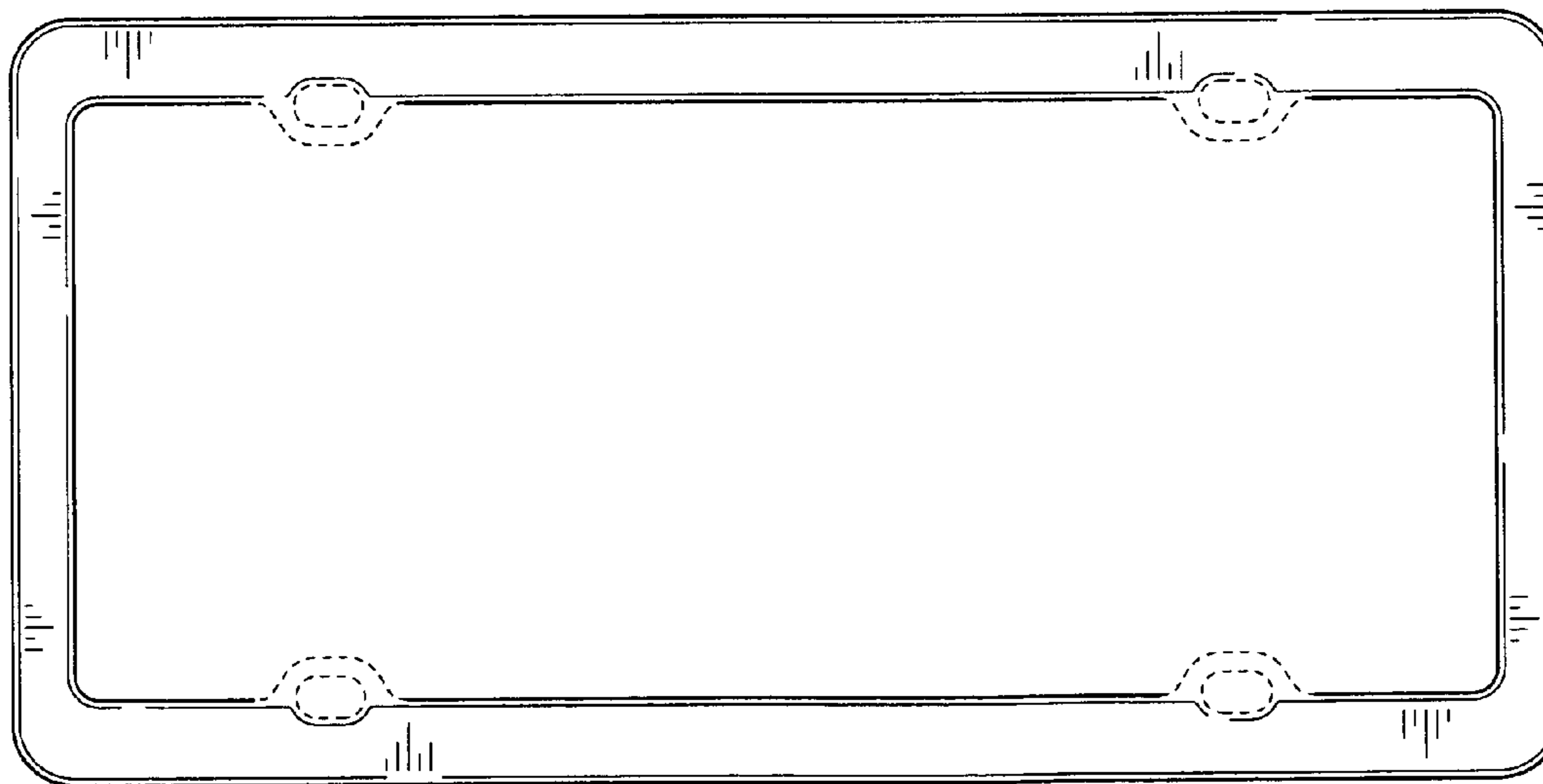


FIG. 5