



US00D650716S

(12) **United States Design Patent**  
**Deyaf**

(10) **Patent No.:** **US D650,716 S**

(45) **Date of Patent:** **\*\* \*Dec. 20, 2011**

(54) **EMERGENCY VEHICLE LIGHT-BAR**

(76) Inventor: **Ahmed Deyaf**, Richardson, TX (US)

(\*) Notice: This patent is subject to a terminal disclaimer.

(\*\*) Term: **14 Years**

(21) Appl. No.: **29/384,643**

(22) Filed: **Feb. 2, 2011**

(51) **LOC (9) Cl.** ..... **10-05**

(52) **U.S. Cl.** ..... **D10/114.4**

(58) **Field of Classification Search** ..... D10/114;  
D26/28, 35, 80-86; 362/542, 493, 480; 340/468  
See application file for complete search history.

(56) **References Cited**

**U.S. PATENT DOCUMENTS**

D476,253 S *	6/2003	Stein et al.	.....	D10/114
D584,980 S *	1/2009	Shin	.....	D10/114
D602,391 S *	10/2009	Stein	.....	D10/114
D617,227 S *	6/2010	Cai et al.	.....	D10/114
D631,771 S *	2/2011	Kuo	.....	D10/114
D633,404 S *	3/2011	Brooking et al.	.....	D10/114

\* cited by examiner

*Primary Examiner* — Caron D Veynar

*Assistant Examiner* — George D Kirschbaum

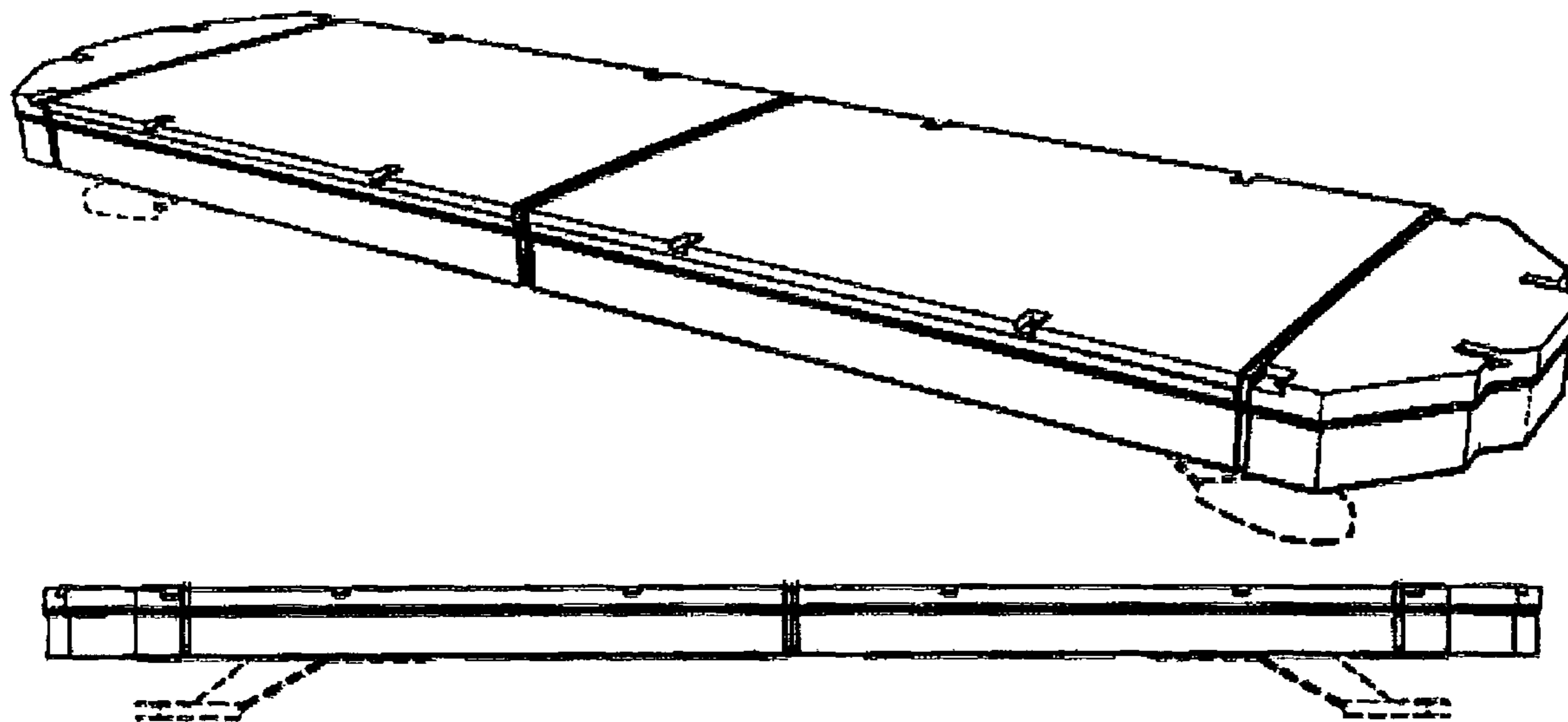
(57) **CLAIM**

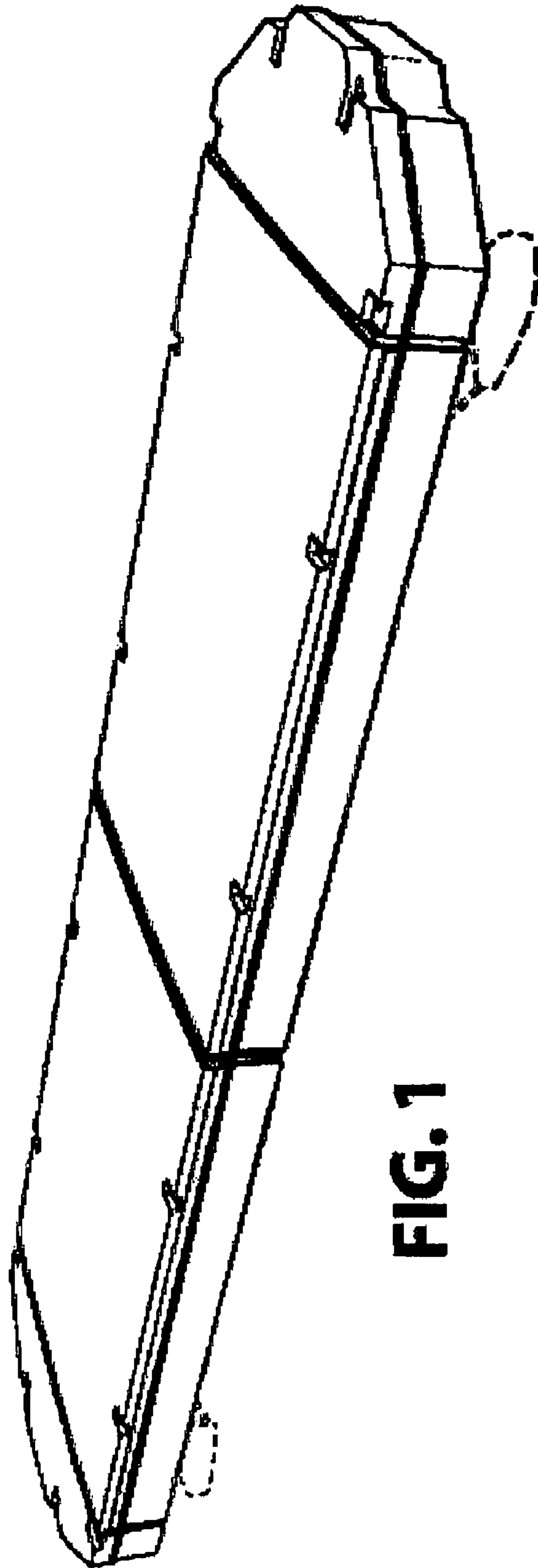
The ornamental design for an emergency vehicle light-bar, as shown.

**DESCRIPTION**

FIG. 1 is a perspective view of an emergency vehicle light-bar showing my new design;  
FIG. 2 is a front thereof;  
FIG. 3 is a back view thereof;  
FIG. 4 is a right side view thereof;  
FIG. 5 is left side view thereof;  
FIG. 6 is a top view thereof; and,  
FIG. 7 is a bottom view thereof.  
In the drawings, the broken line showing of mounting hardware depicts environmental subject matter and forms no part of the claim.

**1 Claim, 3 Drawing Sheets**





**FIG. 1**

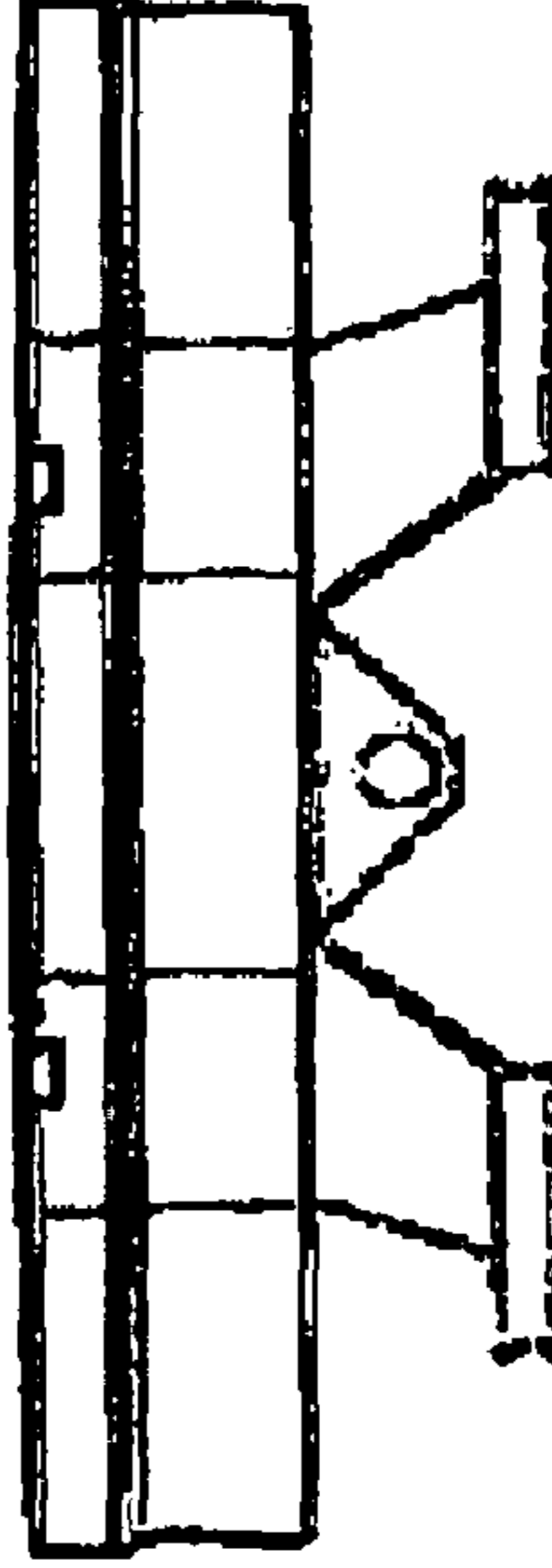
**FIG. 2**



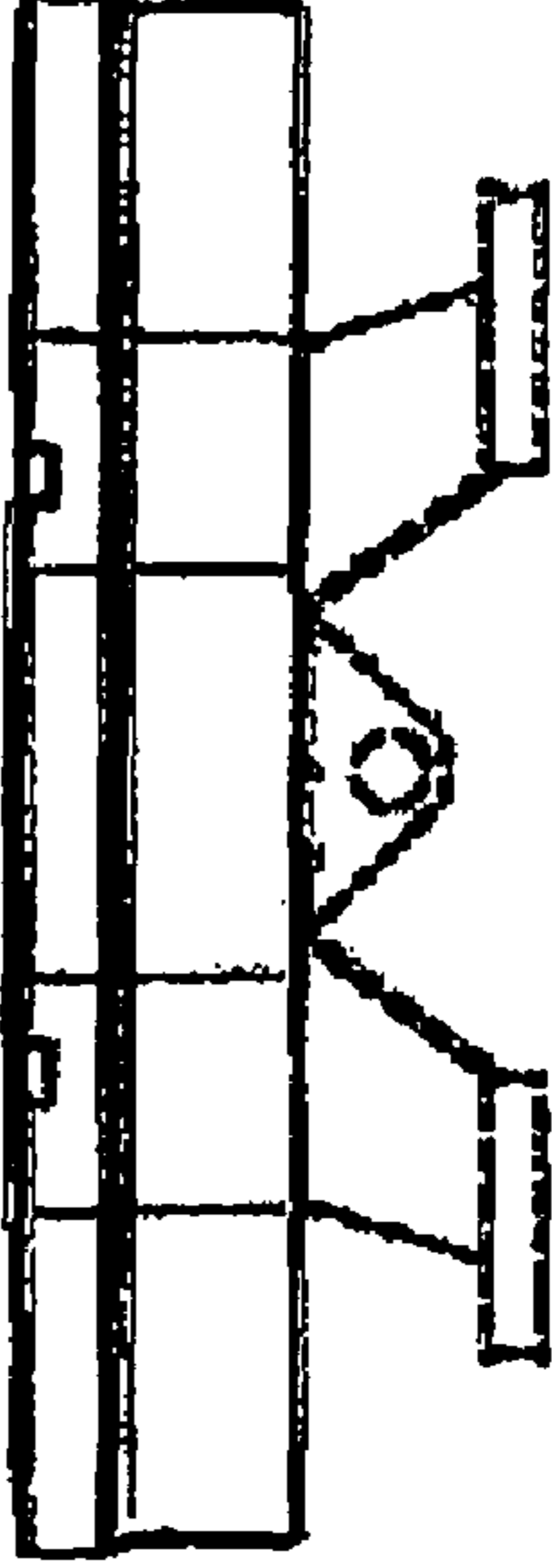
**FIG. 3**



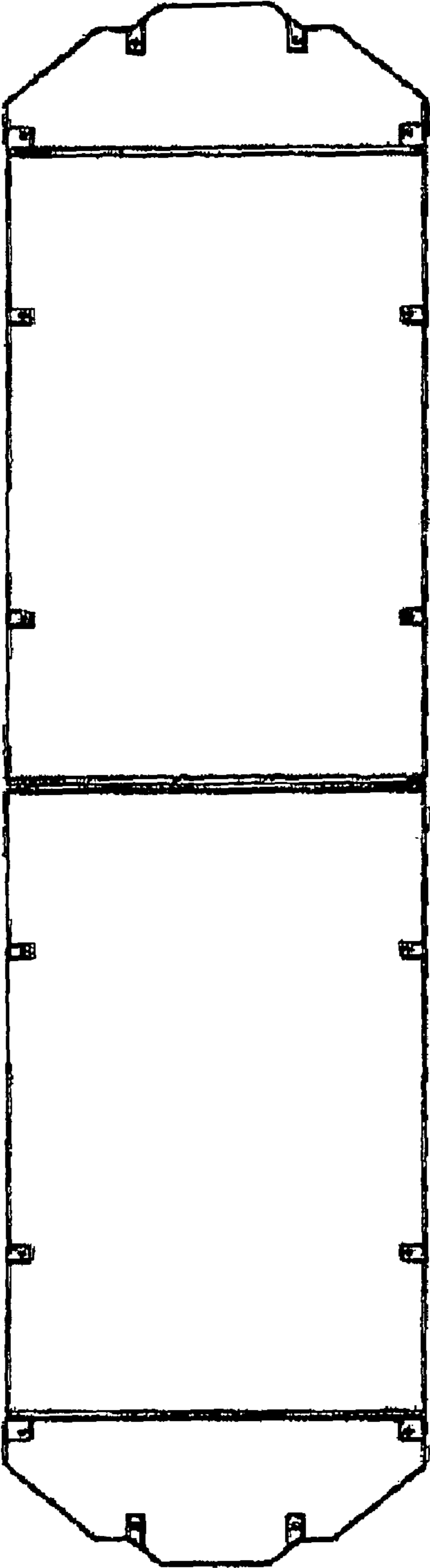
**FIG. 4**



**FIG. 5**



**FIG. 6**



**FIG. 7**

