



US00D650711S

(12) **United States Design Patent**
Laucella

(10) **Patent No.:** **US D650,711 S**

(45) **Date of Patent:** **** Dec. 20, 2011**

(54) **WATCH**

(75) **Inventor:** **Vincent Laucella, Le Brassus (CH)**

(73) **Assignee:** **Montres Breguet S.A., L'Abbaye (CH)**

(**) **Term:** **14 Years**

(21) **Appl. No.:** **29/396,829**

(22) **Filed:** **Jul. 7, 2011**

(30) **Foreign Application Priority Data**

Mar. 14, 2011 (WO) DM/075 537

(51) **LOC (9) Cl.** **10-02**

(52) **U.S. Cl.** **D10/39**

(58) **Field of Classification Search** D10/30-39,
D10/122-132; 368/276, 281, 282, 285, 80,
368/223, 228, 232, 28, 15-20

See application file for complete search history.

(56) **References Cited**

U.S. PATENT DOCUMENTS

309,257	A *	12/1884	Seem	368/18
4,766,579	A *	8/1988	Sporning	368/190
4,881,213	A *	11/1989	Zaslowsky	368/15
D326,823	S *	6/1992	Wunderman	D10/32
5,161,129	A *	11/1992	Chen et al.	368/19
D356,960	S *	4/1995	Courteault	D10/39
D365,772	S *	1/1996	Wunderman	D10/32
D371,081	S *	6/1996	Mijatovic	D10/39
D467,820	S *	12/2002	Berliat	D10/39
D552,490	S *	10/2007	Laucella	D10/31

D554,005	S *	10/2007	Laucella	D10/39
D559,128	S *	1/2008	Laucella	D10/39
D559,130	S *	1/2008	Laucella	D10/39
D559,131	S *	1/2008	Laucella	D10/39
D568,180	S *	5/2008	Laucella	D10/39
D576,891	S *	9/2008	Tripet	D10/33
D578,413	S *	10/2008	Laucella	D10/39
D592,980	S *	5/2009	Laucella	D10/39
D593,880	S *	6/2009	Laucella	D10/39
D615,883	S *	5/2010	Laucella	D10/39
D616,767	S *	6/2010	Laucella	D10/39
7,742,364	B2 *	6/2010	Hiraga et al.	368/80
7,773,462	B2 *	8/2010	Vuilleumier et al.	368/18
D632,594	S *	2/2011	Laucella	D10/39
2005/0281136	A1 *	12/2005	Wilmouth et al.	368/28

* cited by examiner

Primary Examiner — Lucy Lieberman

(74) *Attorney, Agent, or Firm* — Collen IP; Donald J. Ranft

(57) **CLAIM**

The ornamental design for a watch, as shown and described.

DESCRIPTION

FIG. 1 is a front view of a watch showing our new design;

FIG. 2 is a rear view thereof;

FIG. 3 is a bottom view thereof;

FIG. 4 is a top view thereof;

FIG. 5 is a right side view thereof;

FIG. 6 is left side view thereof; and,

FIG. 7 is front perspective view thereof.

The portions of the watch shown in broken lines form no part of the claimed design.

1 Claim, 4 Drawing Sheets




Fig. 1




Fig. 2

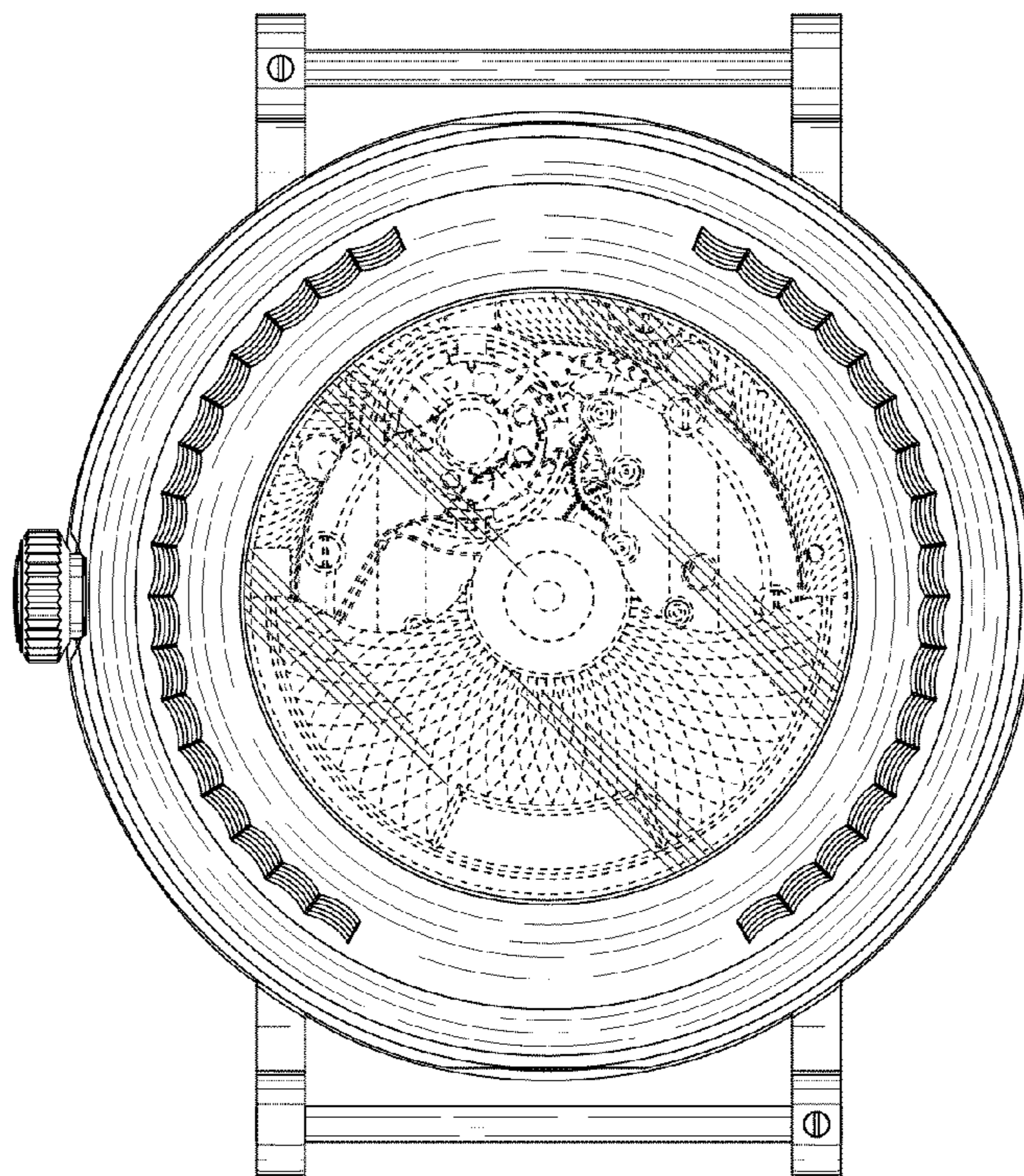


Fig. 3

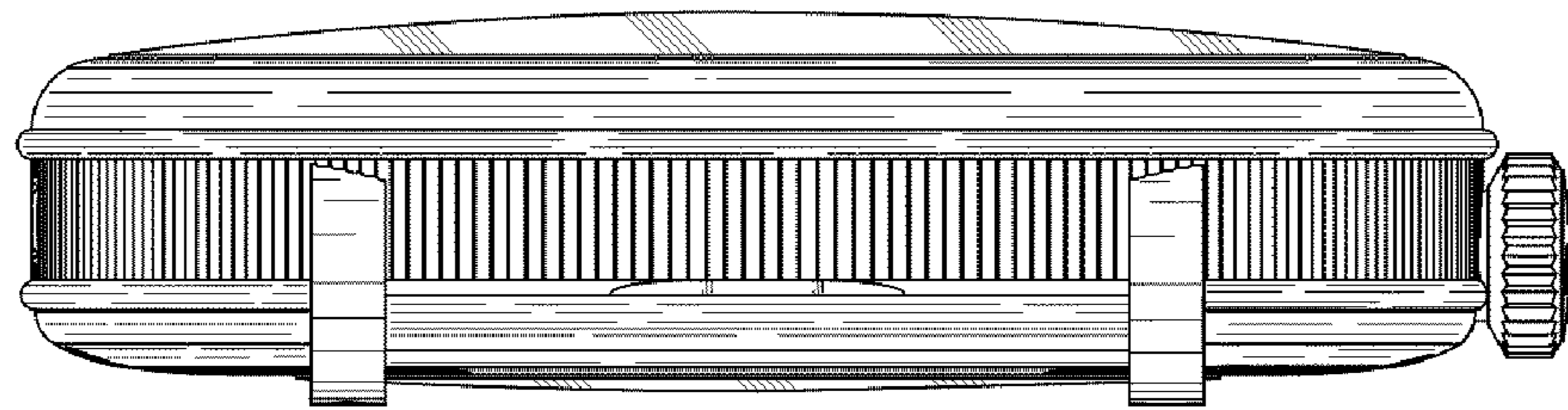


Fig. 4

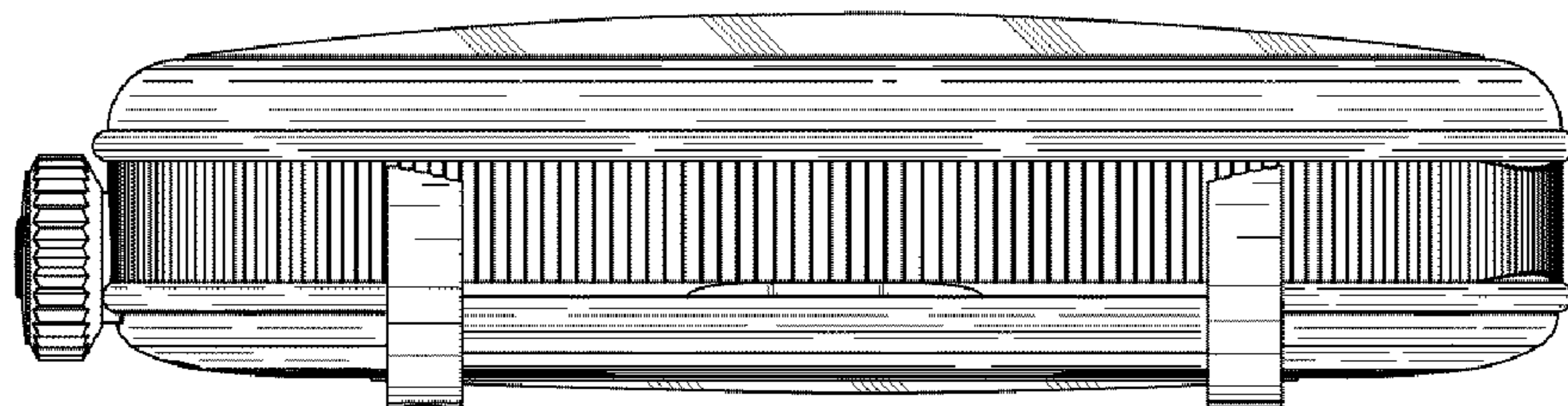


Fig. 5




Fig. 6

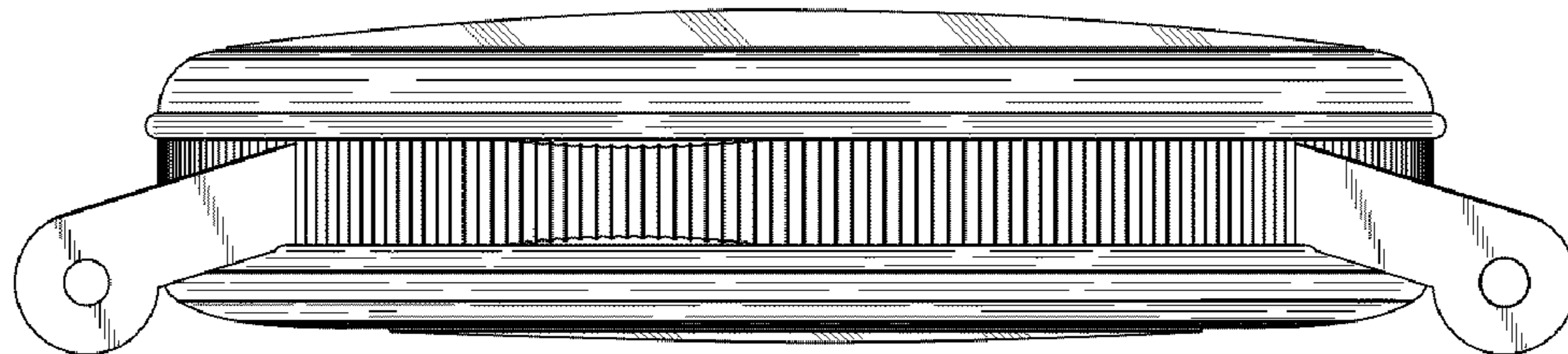


Fig. 7

