



US00D650710S

(12) **United States Design Patent**
Laucella

(10) **Patent No.:** **US D650,710 S**

(45) **Date of Patent:** **** Dec. 20, 2011**

(54) **WATCH**

(75) **Inventor:** **Vincent Laucella, Le Brassus (CH)**

(73) **Assignee:** **Montres Breguet S.A., L'Abbaye (CH)**

(**) **Term:** **14 Years**

(21) **Appl. No.:** **29/396,793**

(22) **Filed:** **Jul. 7, 2011**

(30) **Foreign Application Priority Data**

Mar. 14, 2011 (WO) DM/075 537

(51) **LOC (9) Cl.** **10-02**

(52) **U.S. Cl.** **D10/39**

(58) **Field of Classification Search** D10/30-39,
D10/122-132; 368/276, 281, 282, 285, 80,
368/223, 228, 232, 28

See application file for complete search history.

(56) **References Cited**

U.S. PATENT DOCUMENTS

2,361,563	A *	10/1944	Pellaton	368/80
D195,421	S *	6/1963	Huguenin	D10/39
3,427,800	A *	2/1969	Blum	368/223
3,475,902	A *	11/1969	Wessel	368/10
4,766,579	A *	8/1988	Sporning	368/190
D423,951	S *	5/2000	Fichter	D10/39
D447,705	S *	9/2001	Scheufele	D10/39
D474,118	S *	5/2003	Monachon	D10/32
D508,416	S *	8/2005	Tang	D10/30

D517,432	S *	3/2006	Laucella	D10/39
D520,384	S *	5/2006	Scheufele	D10/39
D551,095	S *	9/2007	Monachon	D10/32
D578,411	S *	10/2008	Calvani	D10/39
D580,795	S *	11/2008	Lalo	D10/32
D589,372	S *	3/2009	Miloradovic	D10/32
D590,274	S *	4/2009	Monachon	D10/31
D590,276	S *	4/2009	Miloradovic	D10/32
D592,975	S *	5/2009	Markl	D10/32
D599,680	S *	9/2009	Schoepfer	D10/32
D608,223	S *	1/2010	Salanitro	D10/38
D609,120	S *	2/2010	Lalo	D10/39
D621,284	S *	8/2010	Cerrato	D10/38
D622,167	S *	8/2010	Jorst et al.	D10/39
D634,653	S *	3/2011	Laucella	D10/39
D637,919	S *	5/2011	Duval	D10/32

* cited by examiner

Primary Examiner — Lucy Lieberman

(74) *Attorney, Agent, or Firm* — Collen IP; Donald J. Ranft

(57) **CLAIM**

The ornamental design for a watch, as shown.

DESCRIPTION

FIG. 1 is a front view of a watch showing our new design;
FIG. 2 is a rear view thereof;
FIG. 3 is a bottom view thereof;
FIG. 4 is a top view thereof;
FIG. 5 is a right side view thereof;
FIG. 6 is left side view thereof; and,
FIG. 7 is front perspective view thereof.

1 Claim, 4 Drawing Sheets



Fig. 1



Fig. 2

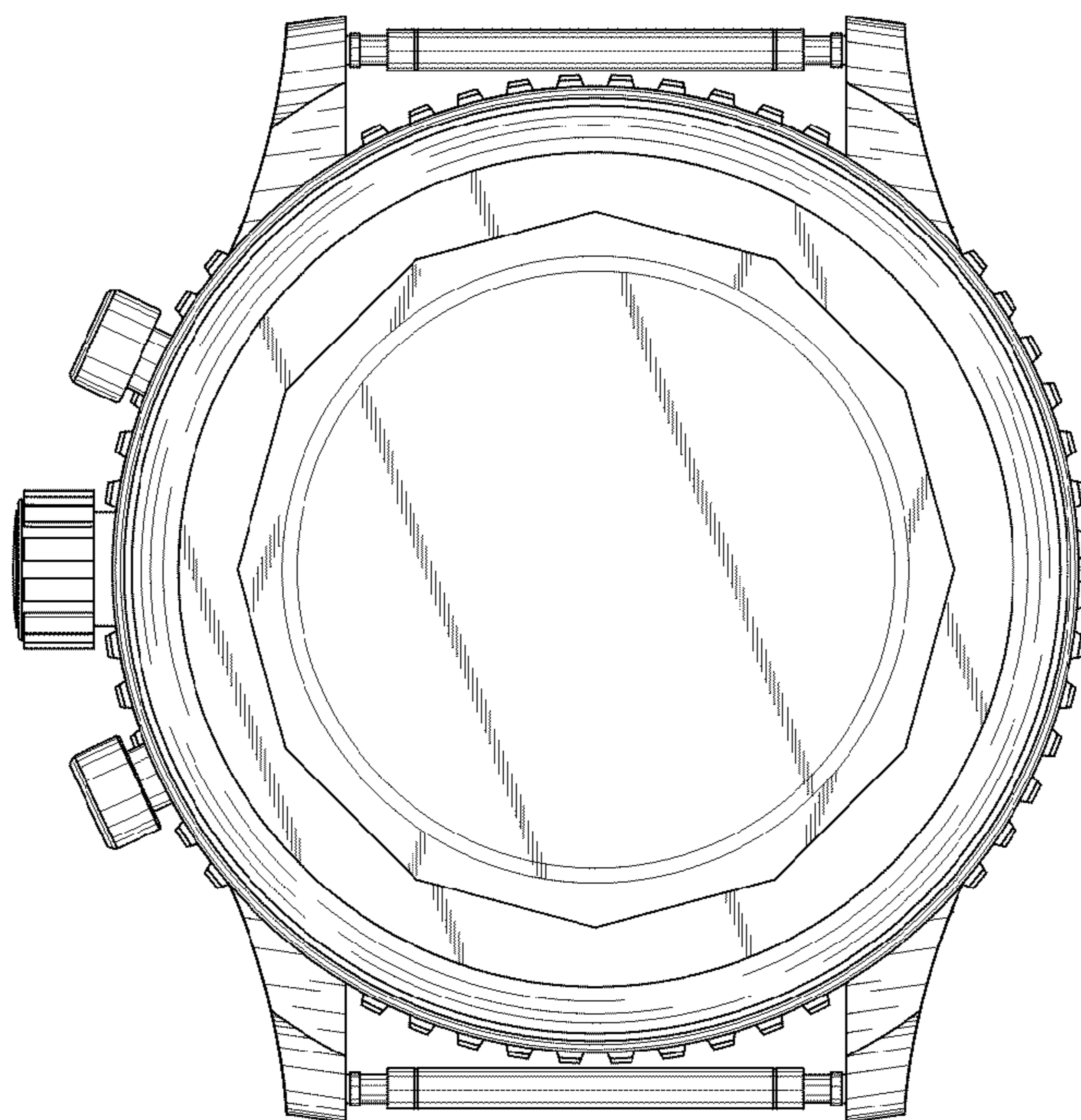


Fig. 3

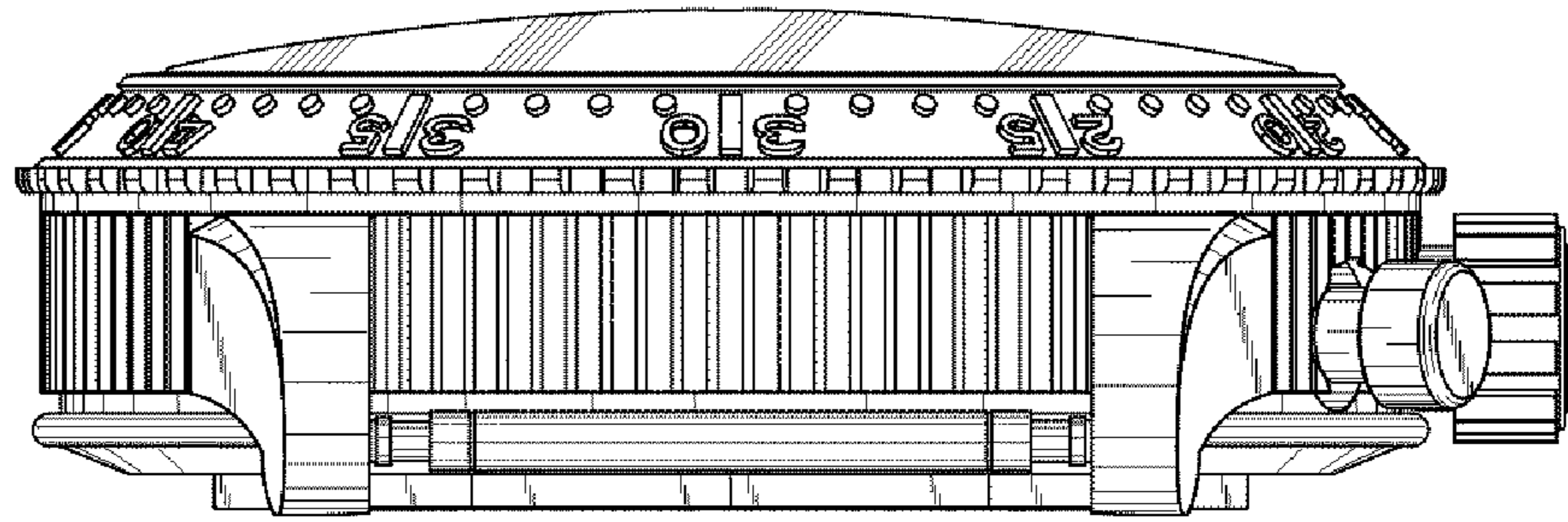


Fig. 4

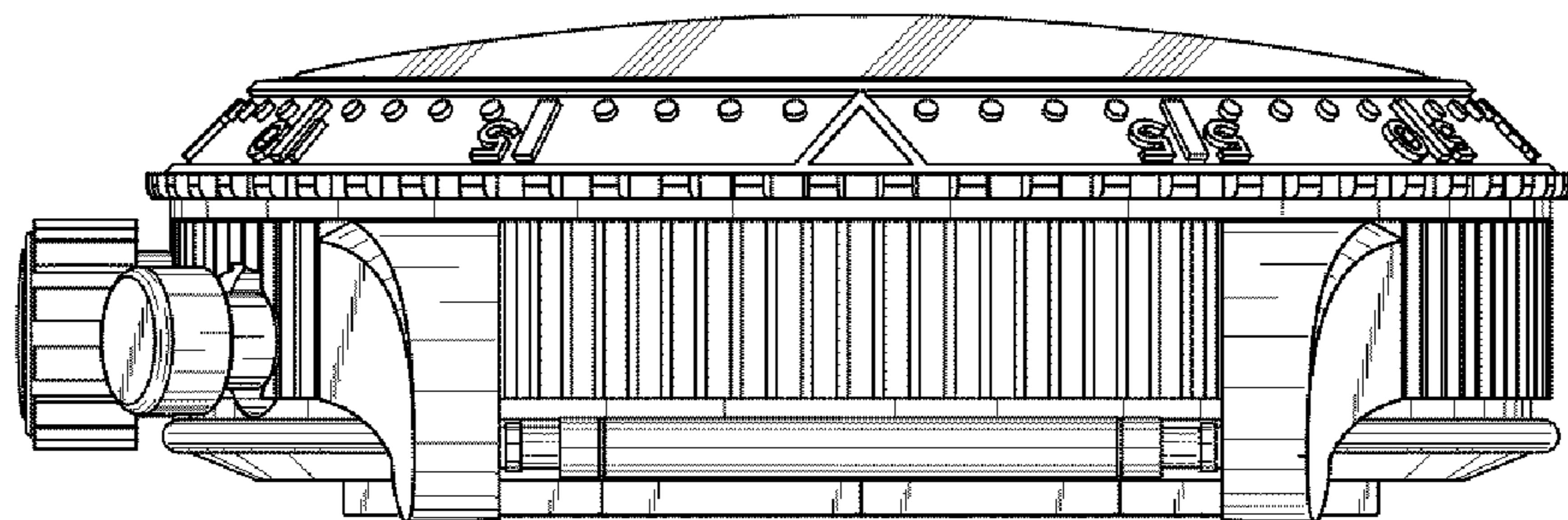


Fig. 5

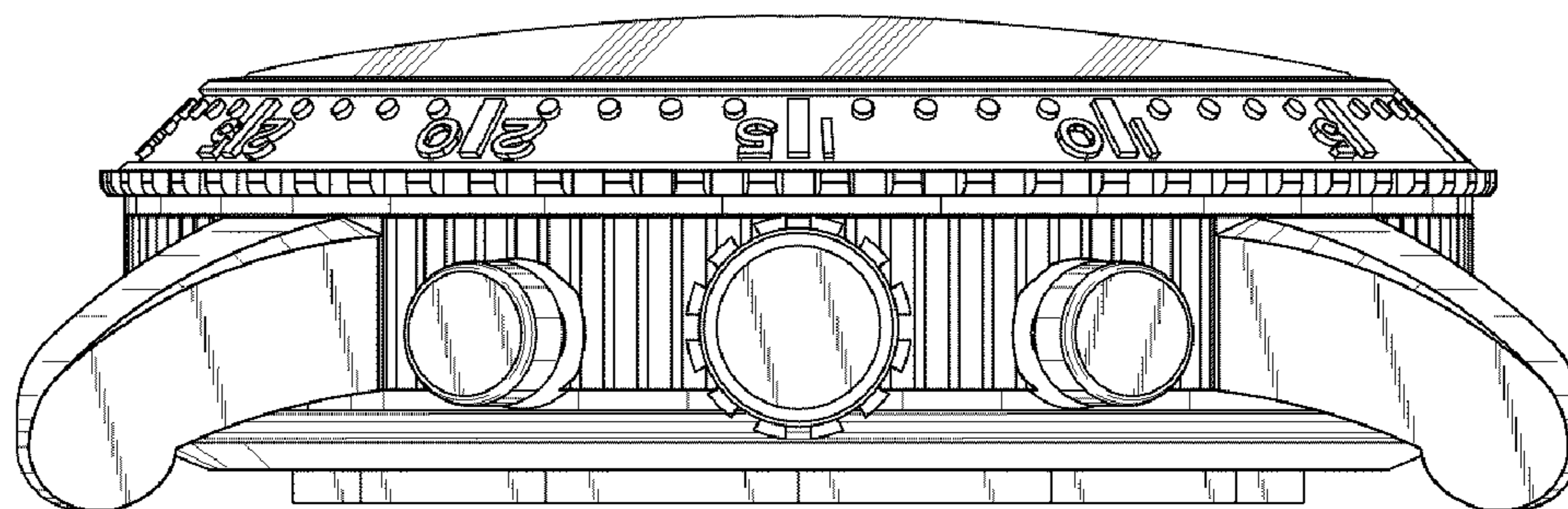


Fig. 6

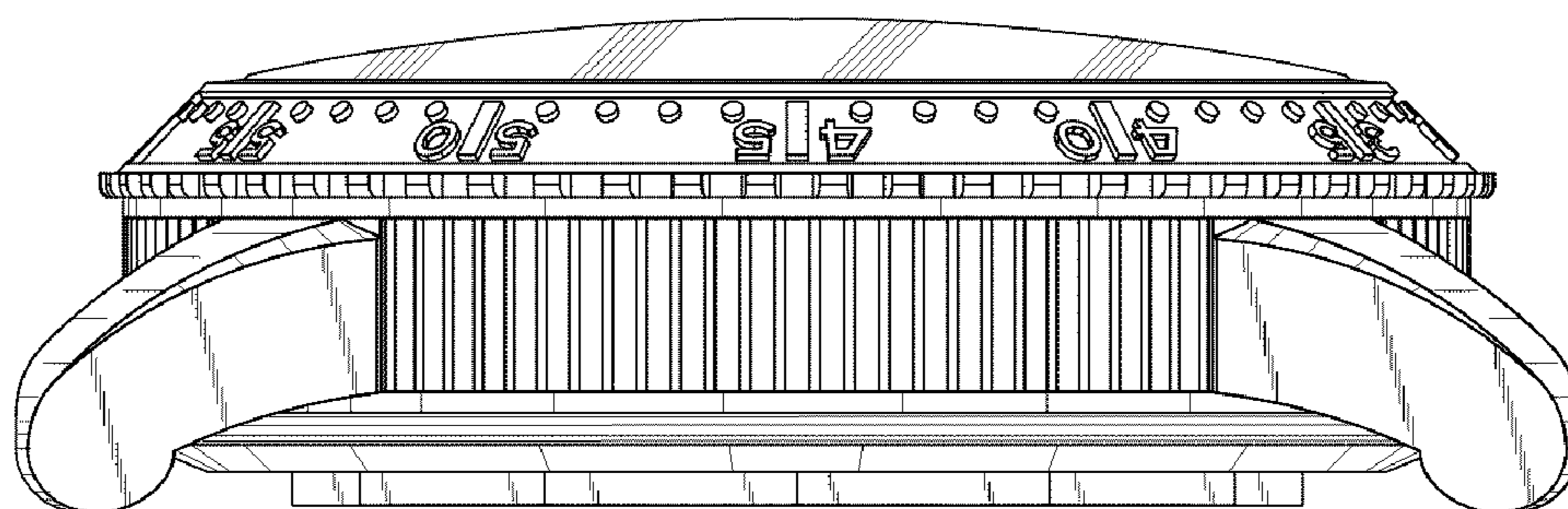


Fig. 7

