

US00D650703S

(12) **United States Design Patent**
Westphal

(10) **Patent No.:** **US D650,703 S**

(45) **Date of Patent:** **** *Dec. 20, 2011**

(54) **CONTAINER**

(75) **Inventor:** **Scott K Westphal**, Miami Beach, FL
(US)

(73) **Assignee:** **SKW Trust**, Sunny Isles Beach, FL (US)

(*) **Notice:** This patent is subject to a terminal disclaimer.

(**) **Term:** **14 Years**

(21) **Appl. No.:** **29/308,589**

(22) **Filed:** **Jun. 25, 2008**

(51) **LOC (9) Cl.** **09-01**

(52) **U.S. Cl.** **D9/776; D9/779**

(58) **Field of Classification Search** D9/500,
D9/502, 520, 530, 537-539, 541, 542, 763,
D9/767, 768, 770, 772, 773, 775-783; 215/381-385;
220/660, 662; D23/202, 204-206
See application file for complete search history.

(56) **References Cited**

U.S. PATENT DOCUMENTS

| | | | |
|--------------|--------|---------------|--------------|
| D3,836 S | 2/1870 | Wicks | |
| D16,802 S | 7/1886 | Woolf | |
| D36,493 S | 8/1903 | Alland | |
| D200,443 S * | 2/1965 | Deegan | D34/39 |
| D205,556 S | 8/1966 | Plochman, Jr. | |
| D226,803 S | 5/1973 | Wood | |
| D231,773 S | 6/1974 | Marcia | |

| | | | |
|--------------|---------|--------------|--------------|
| D234,251 S | 2/1975 | Edwards | |
| D236,429 S | 8/1975 | Strand | |
| D324,493 S * | 3/1992 | Nickerson | D9/773 |
| D418,758 S | 1/2000 | Yucknut | |
| D437,230 S | 2/2001 | Andrew | |
| D463,982 S * | 10/2002 | Speelman | D9/539 |
| D489,986 S * | 5/2004 | Case et al. | D9/502 |
| D584,643 S * | 1/2009 | Kolon et al. | D9/777 |
| D596,503 S * | 7/2009 | Diss | D9/776 |
| D596,504 S * | 7/2009 | Diss | D9/776 |
| D596,955 S * | 7/2009 | Diss et al. | D9/776 |
| D596,957 S * | 7/2009 | Diss | D9/776 |
| D632,590 S * | 2/2011 | Peacock | D9/773 |
| D638,311 S * | 5/2011 | Diss | D9/776 |

* cited by examiner

Primary Examiner — Stella Reid

Assistant Examiner — Keli L Hill

(57) **CLAIM**

The ornamental design for a container, as shown and described.

DESCRIPTION

FIG. 1 is a front perspective view of a beverage container, showing my new design;


FIG. 2 is a front elevation view thereof;

FIG. 3 is a top plan view thereof; and,

FIG. 4 is a bottom plan view thereof.

The broken lines shown are included for the purpose of illustrating the unclaimed portions of the article and form no part of the claim.

1 Claim, 3 Drawing Sheets






FIG. 1




FIG. 2

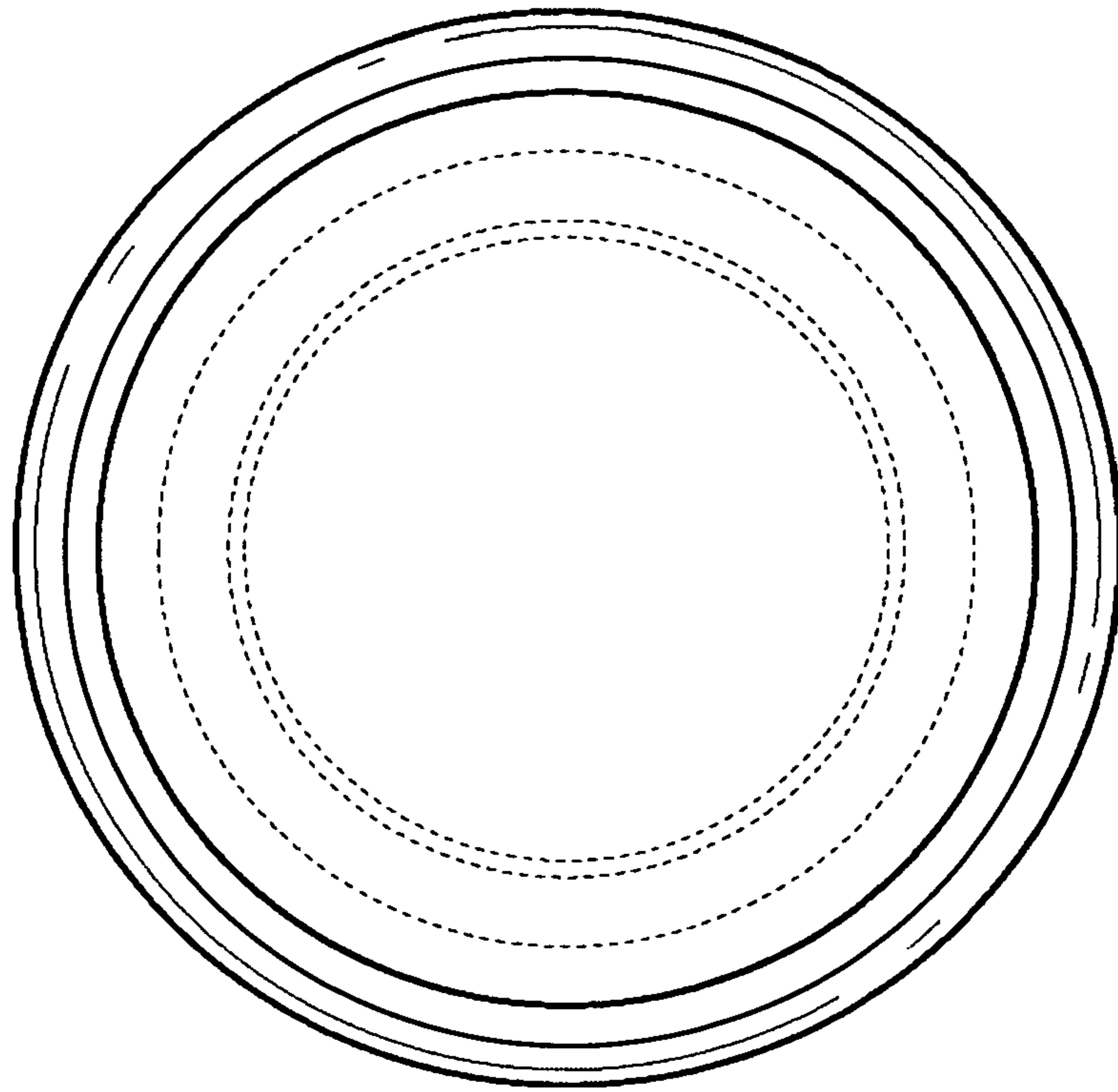


FIG. 3

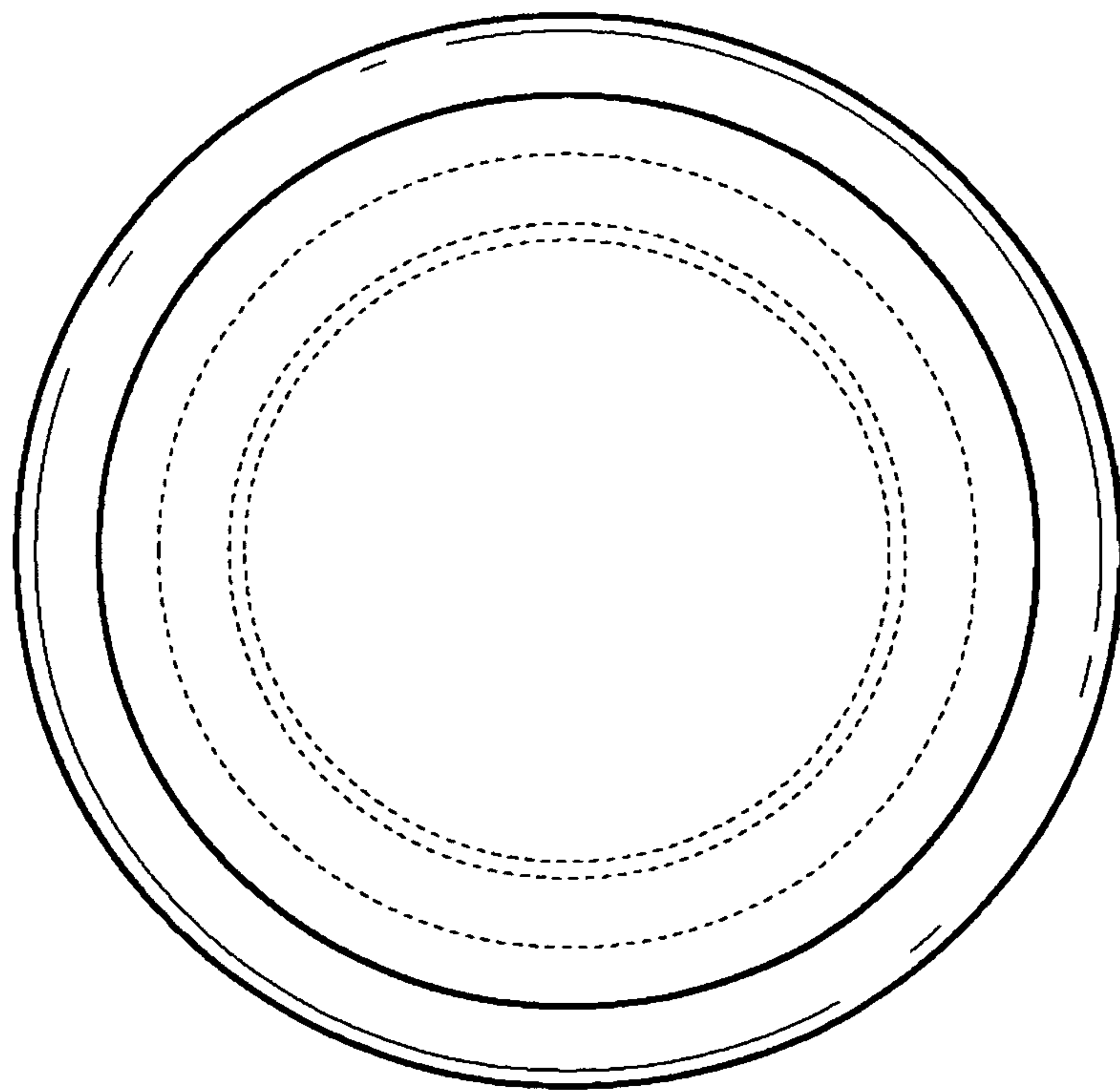


FIG. 4