



US00D650698S

(12) **United States Design Patent**
Lorenz et al.

(10) **Patent No.:** **US D650,698 S**
(45) **Date of Patent:** **** Dec. 20, 2011**

(54) **SPRAY DISPENSING CONTAINER**

(75) Inventors: **Mike Lorenz**, Gahanna, OH (US);
James Lua, Columbus, OH (US)

(73) Assignee: **R. J. Reynolds Tobacco Company**,
Winston-Salem, NC (US)

(**) Term: **14 Years**

(21) Appl. No.: **29/387,229**

(22) Filed: **Mar. 10, 2011**

(51) **LOC (9) Cl.** **09-01**

(52) **U.S. Cl.** **D9/687**

(58) **Field of Classification Search** D9/682-694,
D9/516-575, 434-455, 723-729; D28/5,
D28/76, 77, 91.1; 222/129, 135, 153.01,
222/153.03, 153.04, 153.09, 153.11-153.14,
222/182, 631, 635, 209, 211-213, 215, 321.7-321.9,
222/372, 373, 378, 379, 383.1, 384-386,
222/398, 400.7, 400.8, 401, 402.1-402.25;
D24/108, 110, 110.5; 128/200.12, 200.14,
128/200.17-200.23, 203.12-203.24; D27/139,
D27/141-161, 172, 183-194

See application file for complete search history.

(56) **References Cited**

U.S. PATENT DOCUMENTS

D217,282 S *	4/1970	Quercia	D27/157
D222,827 S *	1/1972	Newman	D9/687
D233,905 S *	12/1974	Figur	D27/154
D243,199 S *	1/1977	Stuetzer	D27/154
D248,046 S *	5/1978	Tada	D24/113
4,264,038 A *	4/1981	Nozawa	239/333
D270,956 S *	10/1983	Martinez	D28/91.1
D271,243 S *	11/1983	Martinez	D28/91.1
5,316,185 A *	5/1994	Meenan	222/321.8
5,366,118 A *	11/1994	Ciammitti et al.	222/153.1
5,692,492 A *	12/1997	Bruna et al.	128/200.23
D390,651 S *	2/1998	Smith et al.	D24/110
D404,971 S *	2/1999	Atkinson et al.	D7/590
D414,683 S	10/1999	DeJong et al.		

D459,651 S *	7/2002	Gagnon	D9/687
6,712,244 B1	3/2004	Sallows et al.		
6,871,798 B2	3/2005	Mathiez		
7,025,232 B2	4/2006	Green		
D527,651 S *	9/2006	Cheng	D9/715
D541,170 S	4/2007	Bloc		
7,249,720 B2	7/2007	Mathiez		
D550,896 S *	9/2007	Zhi	D27/154
D591,167 S *	4/2009	Kyster et al.	D9/719
D608,218 S	1/2010	Llewellyn et al.		
D622,902 S *	8/2010	An	D27/154
7,866,328 B2 *	1/2011	Chen	132/287

(Continued)

FOREIGN PATENT DOCUMENTS

CN 300857883 * 12/2008

(Continued)

Primary Examiner — Catherine Tuttle

(74) *Attorney, Agent, or Firm* — Womble Carlyle Sand-
rige & Rice, LLP

(57) **CLAIM**

The ornamental design for a spray dispensing container, as
shown and described.

DESCRIPTION

FIG. 1 is a top, front perspective view of a spray dispensing
container showing our new design in a closed configuration,
the front end of the container including a transparent surface;
FIG. 2 is a bottom, rear perspective view of the spray dispens-
ing container illustrated in FIG. 1;

FIG. 3 is a side view thereof;

FIG. 4 is a side view thereof, wherein the container is rotated
along a horizontal axis 180° in relation to the view illustrated
in FIG. 3;

FIG. 5 is a rear view thereof;

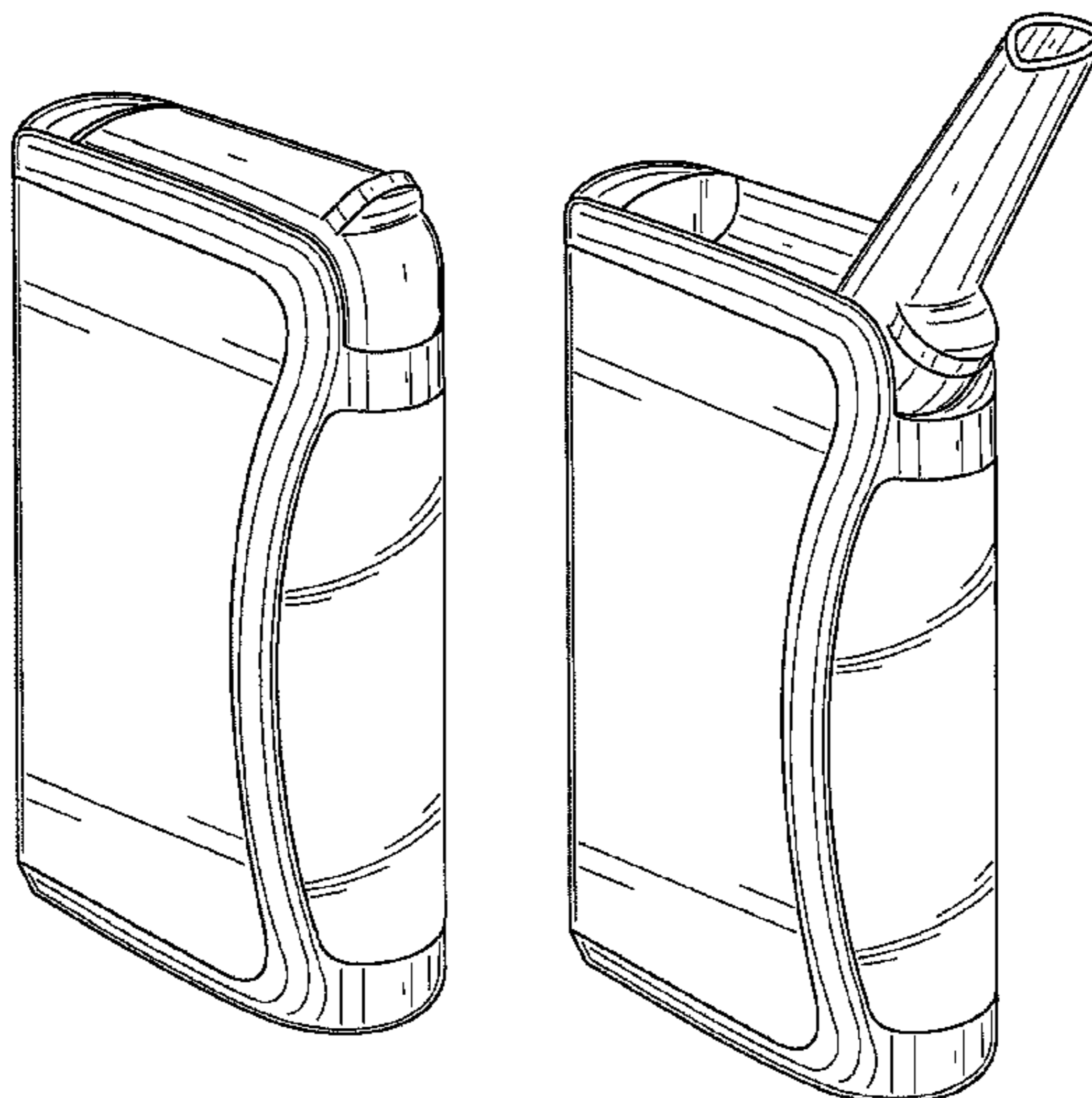
FIG. 6 is a front view thereof;

FIG. 7 is a top plan view thereof;

FIG. 8 is a bottom plan view thereof; and,

FIG. 9 is a top, front perspective view showing our new design
in an open configuration.

1 Claim, 7 Drawing Sheets



US D650,698 S

Page 2

U.S. PATENT DOCUMENTS

D634,204 S 3/2011 Llewellyn et al.
D634,211 S * 3/2011 Kruetzkamp et al. D9/687
2006/0231453 A1 10/2006 Grant et al.
2007/0186924 A1* 8/2007 Terrasi 128/200.23
2011/0049188 A1 3/2011 Parisi et al.
2011/0210146 A1* 9/2011 Dapper 222/113

FOREIGN PATENT DOCUMENTS

EM 000031000-0002 * 8/2003
EM 001032718-0001 * 12/2008

GB DES. 1047117 * 9/1988
GB DES.2023070 * 10/1992
JP D1180082 * 7/2003
KR 300426592.0000 * 10/2006
KR 300476295.0000 * 1/2008
WO D056195-001 * 7/2001
WO WO 2004/037435 5/2004
WO WO 2004/080515 9/2004
WO WO 2008/037470 4/2008

* cited by examiner

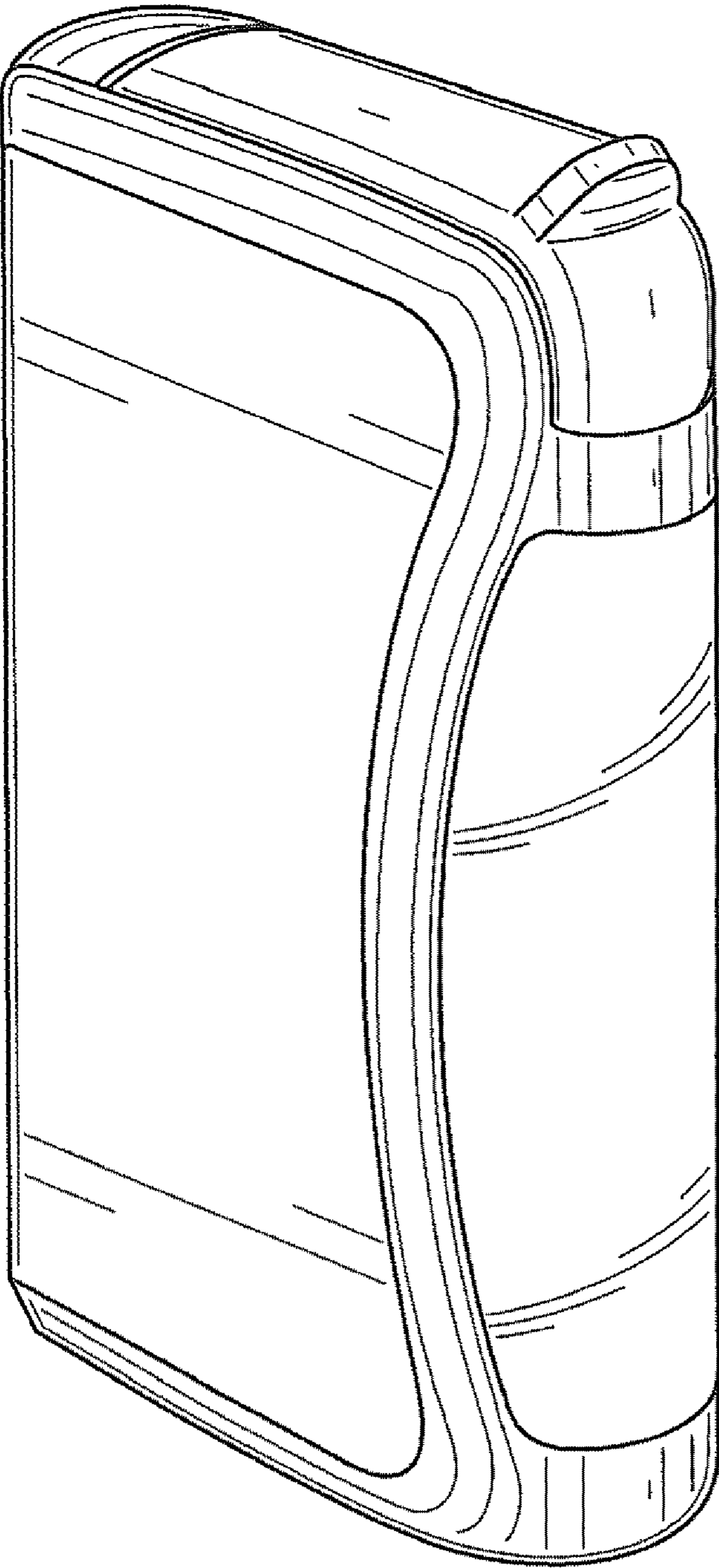


FIG. 1



FIG. 2

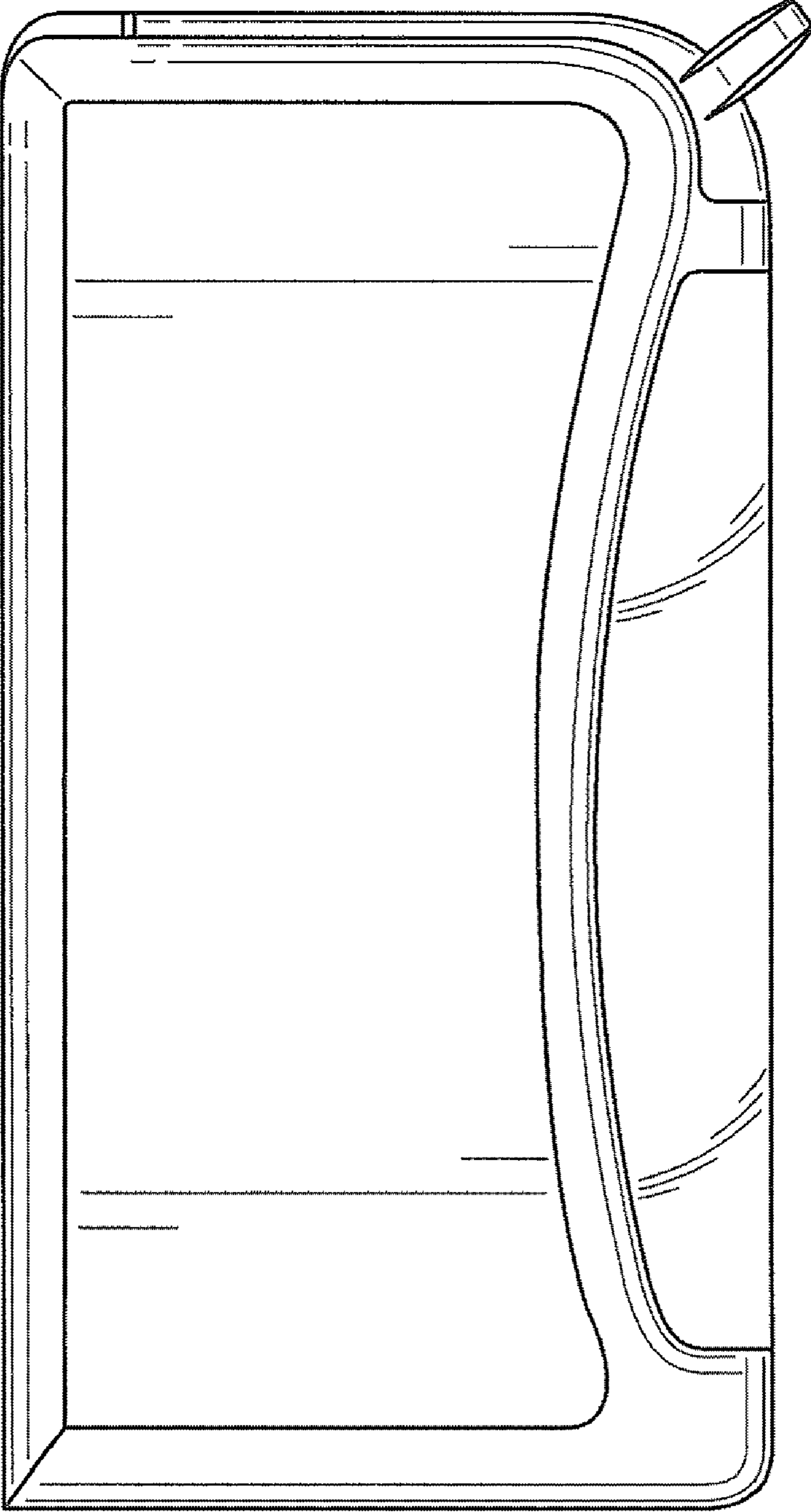


FIG. 3

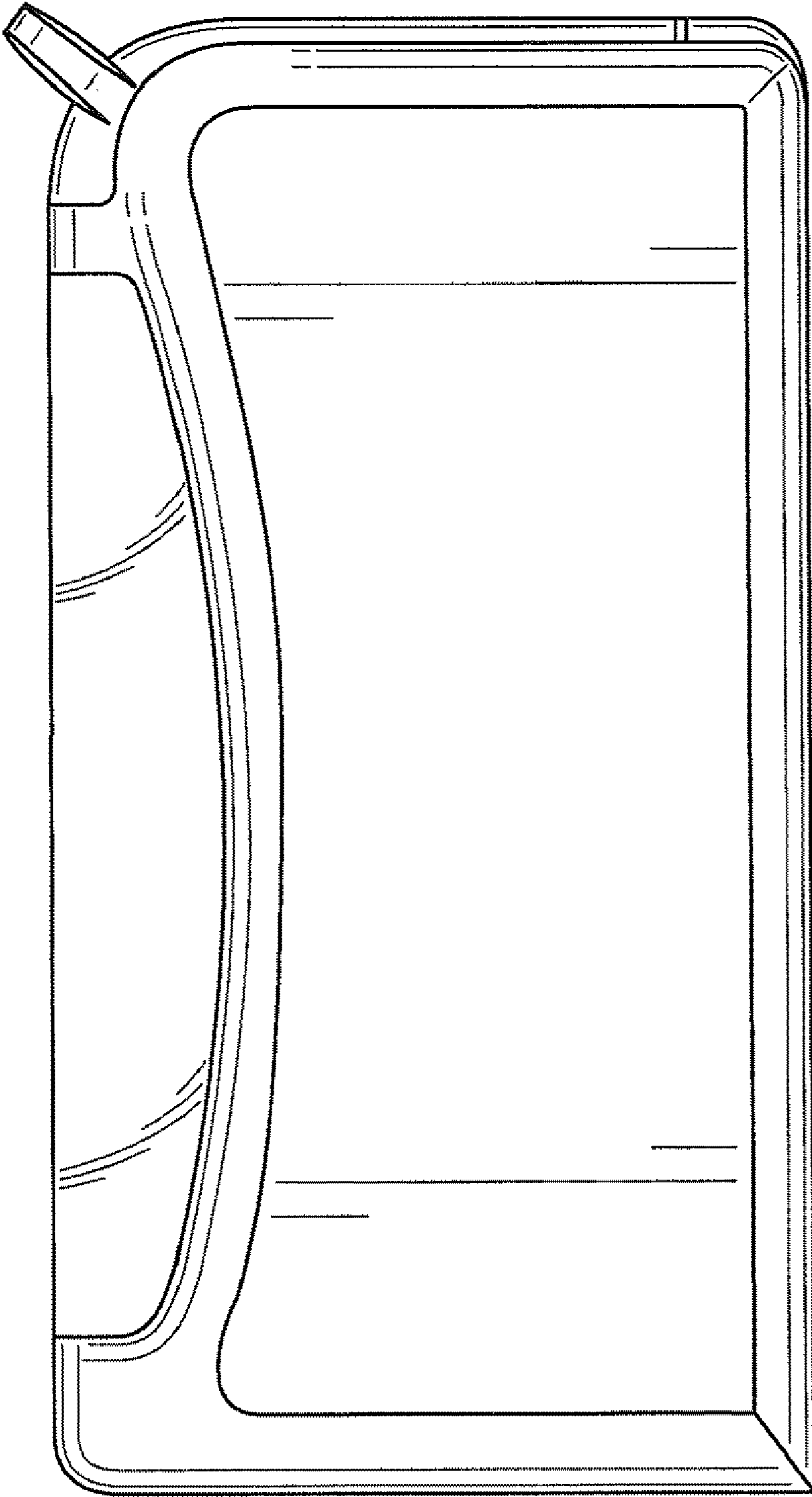


FIG. 4




FIG. 5




FIG. 6

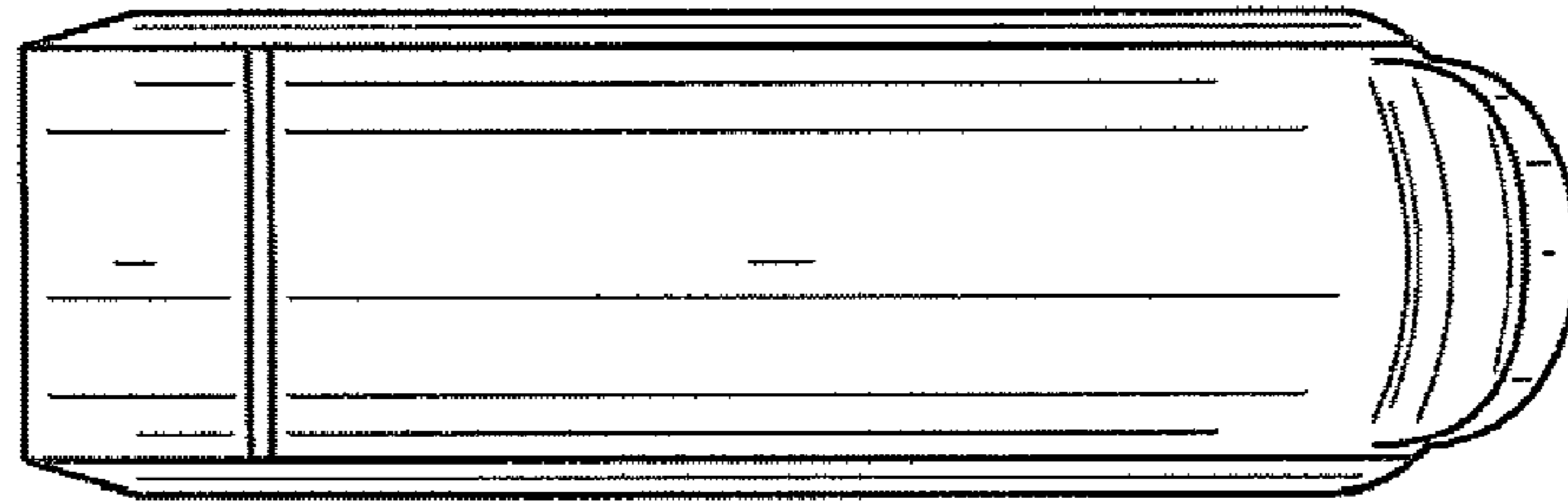


FIG. 7




FIG. 8

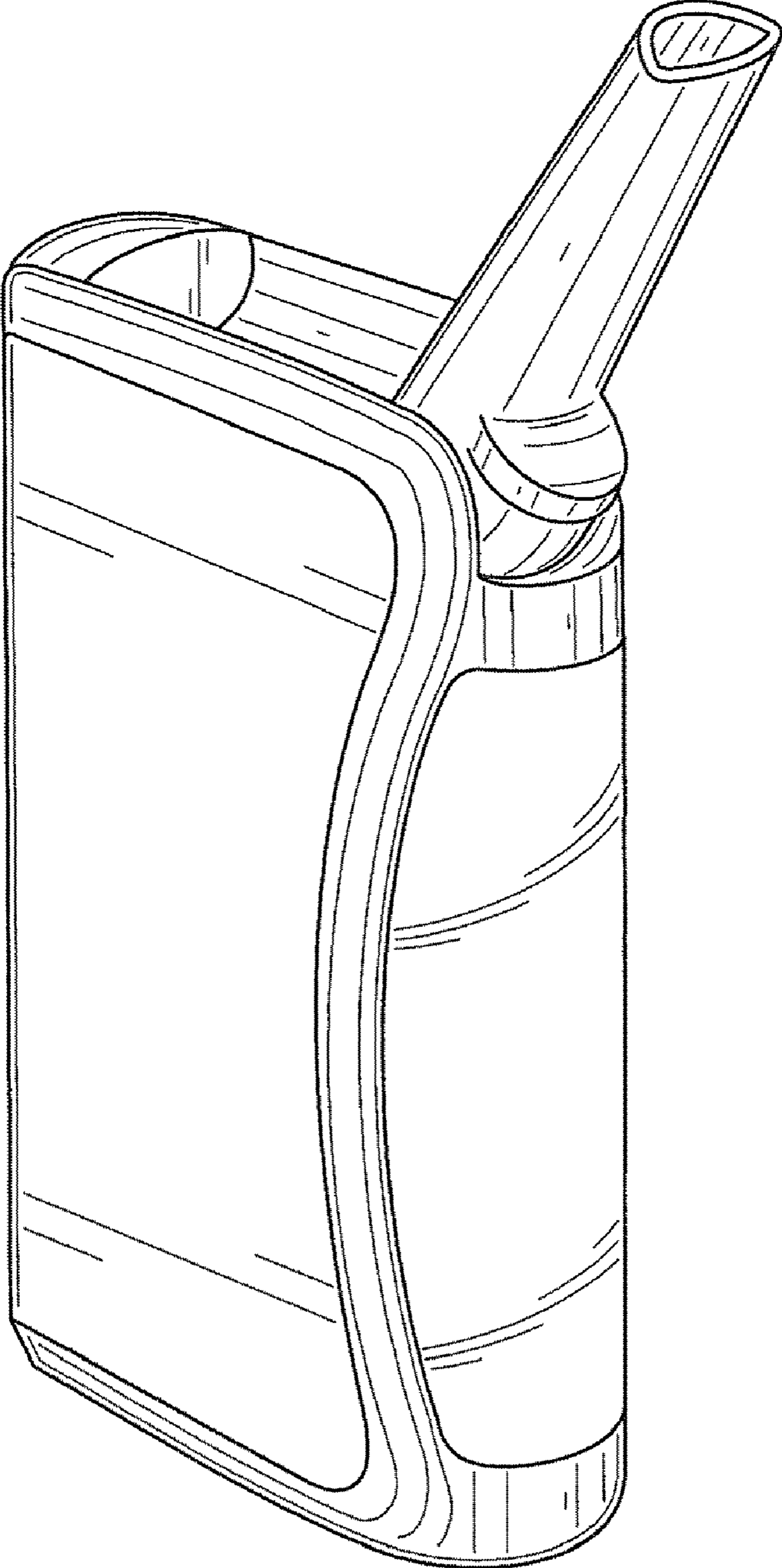


FIG. 9