

US00D650686S

(12) **United States Design Patent**
de Cleir et al.

(10) **Patent No.:** **US D650,686 S**

(45) **Date of Patent:** **** Dec. 20, 2011**

(54) **CONTAINER**

(75) Inventors: **Piaras Valdis de Cleir**, Tarrytown, NY (US); **Shelley R. Markoulis**, Wycoff, NJ (US); **Robin Paige**, Tarrytown, NY (US); **Akina Kurihara**, Brooklyn, NY (US); **Paul F. Diehl**, Brooklyn, NY (US)

(73) Assignee: **Kraft Foods Global Brands LLC**, Northfield, IL (US)

(**) Term: **14 Years**

(21) Appl. No.: **29/390,982**

(22) Filed: **May 2, 2011**

Related U.S. Application Data

(62) Division of application No. 29/358,934, filed on Apr. 1, 2010, now Pat. No. Des. 638,714.

(51) **LOC (9) Cl.** **09-01**

(52) **U.S. Cl.** **D9/529**

(58) **Field of Classification Search** D9/434,
D9/435, 447, 449, 516, 525, 529, 549, 550,
D9/551, 558, 572, 575; 215/381-385; 220/660,
220/662, 669

See application file for complete search history.

(56) **References Cited**

U.S. PATENT DOCUMENTS

D202,662 S *	10/1965	Williams	D9/529
D336,614 S *	6/1993	Crawford	D9/529
D347,389 S *	5/1994	Crawford	D9/529
D349,058 S *	7/1994	Farce	D9/523
D438,459 S *	3/2001	Holthaus	D9/728
D447,953 S *	9/2001	Brynestad et al.	D9/529

D463,744 S *	10/2002	Brozell	D9/449
D486,065 S *	2/2004	Hutchinson et al.	D9/521
D498,415 S *	11/2004	Schuller et al.	D9/686
D527,640 S *	9/2006	Cummings et al.	D9/529
D538,668 S *	3/2007	Campbell et al.	D9/529
D542,141 S *	5/2007	Okin et al.	D9/529
D574,246 S *	8/2008	Russell et al.	D9/529
D585,290 S *	1/2009	Toh	D9/529
D588,460 S *	3/2009	Davis et al.	D9/521
D588,462 S *	3/2009	Davis et al.	D9/521
D592,957 S *	5/2009	Davis et al.	D9/521
D628,490 S *	12/2010	Sato et al.	D9/529

* cited by examiner

Primary Examiner — Stella Reid

Assistant Examiner — Keli L Hill

(74) *Attorney, Agent, or Firm* — Fitch, Even, Tabin & Flannery

(57) **CLAIM**

The ornamental design for a container, as shown and described.

DESCRIPTION

FIG. 1 is a perspective view of a container showing our new design;

FIG. 2 is a right side elevational view thereof, the left side elevational view being a mirror image;

FIG. 3 is a front elevational view thereof;

FIG. 4 is a bottom plan view thereof;

FIG. 5 is a top plan view thereof; and,

FIG. 6 is rear elevational view thereof.

Portions of the container shown in broken lines in the figures are for illustrative purposes only and form no part of the claimed design.

1 Claim, 3 Drawing Sheets

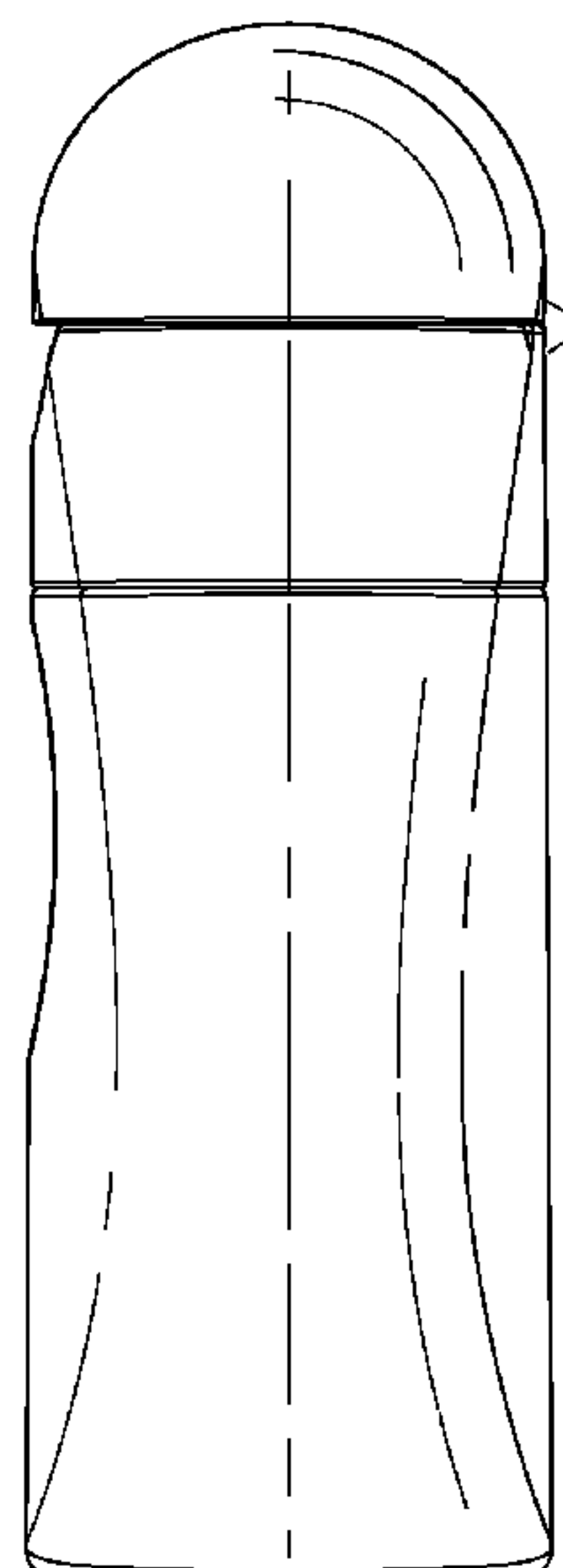
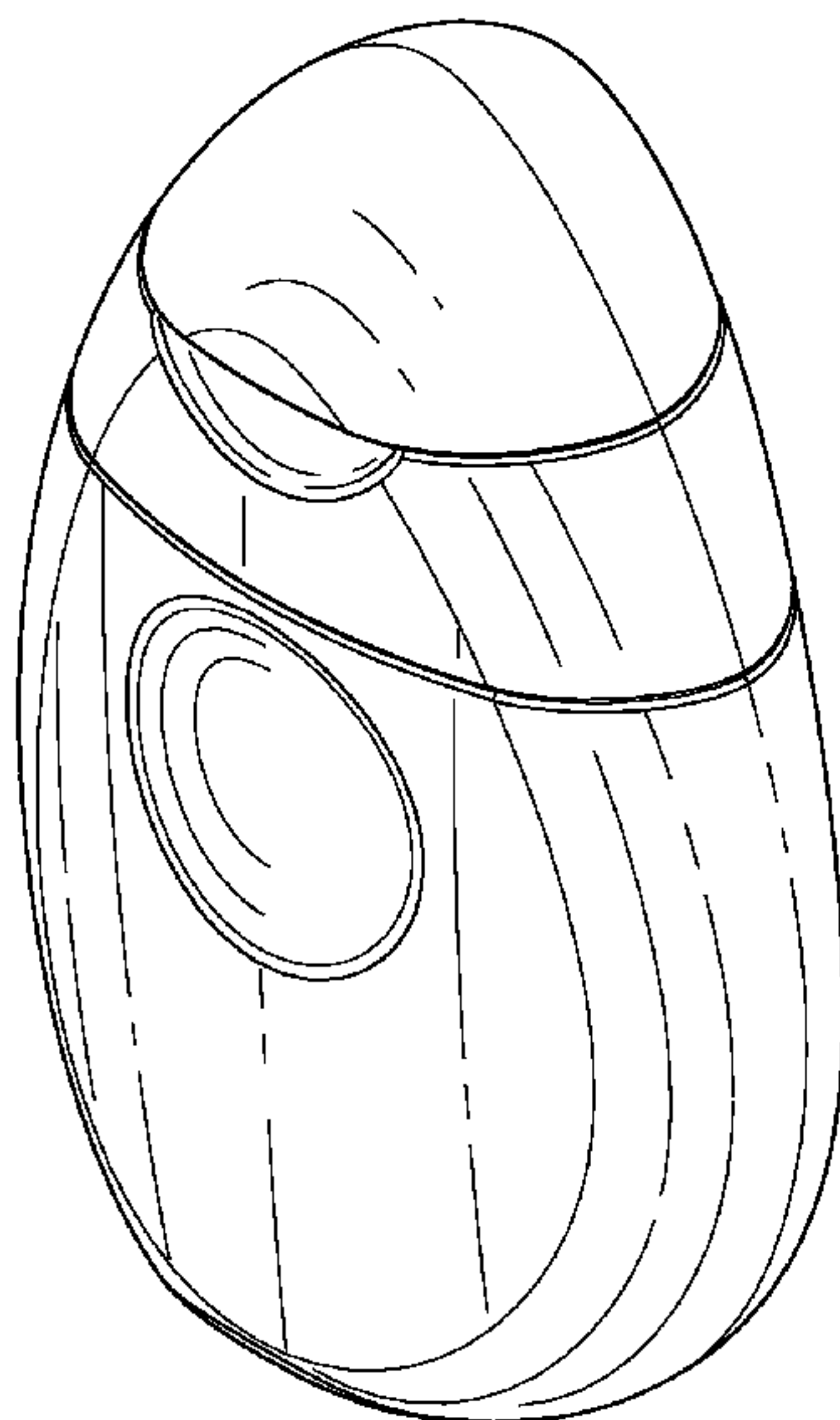


FIG. 1

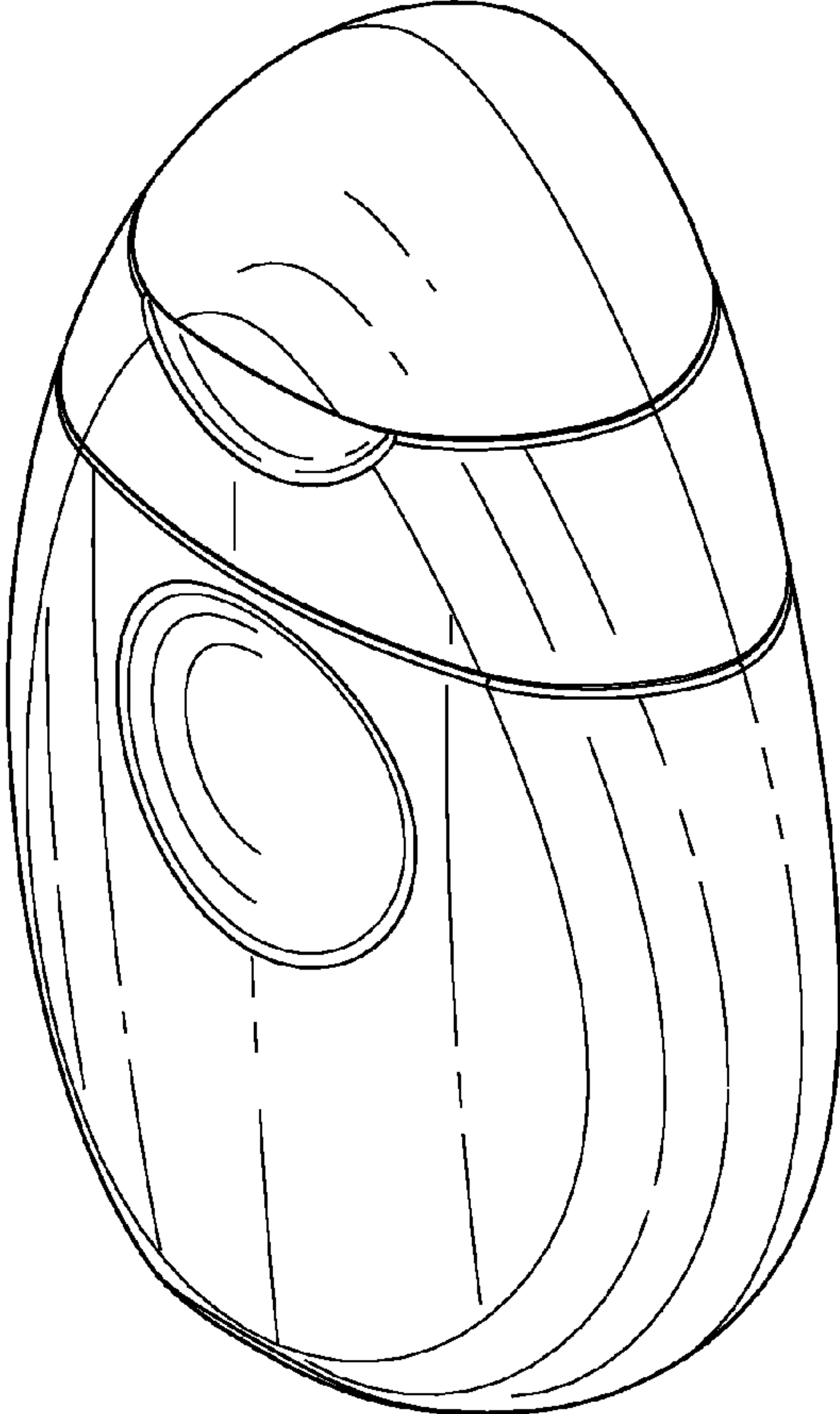


FIG. 2

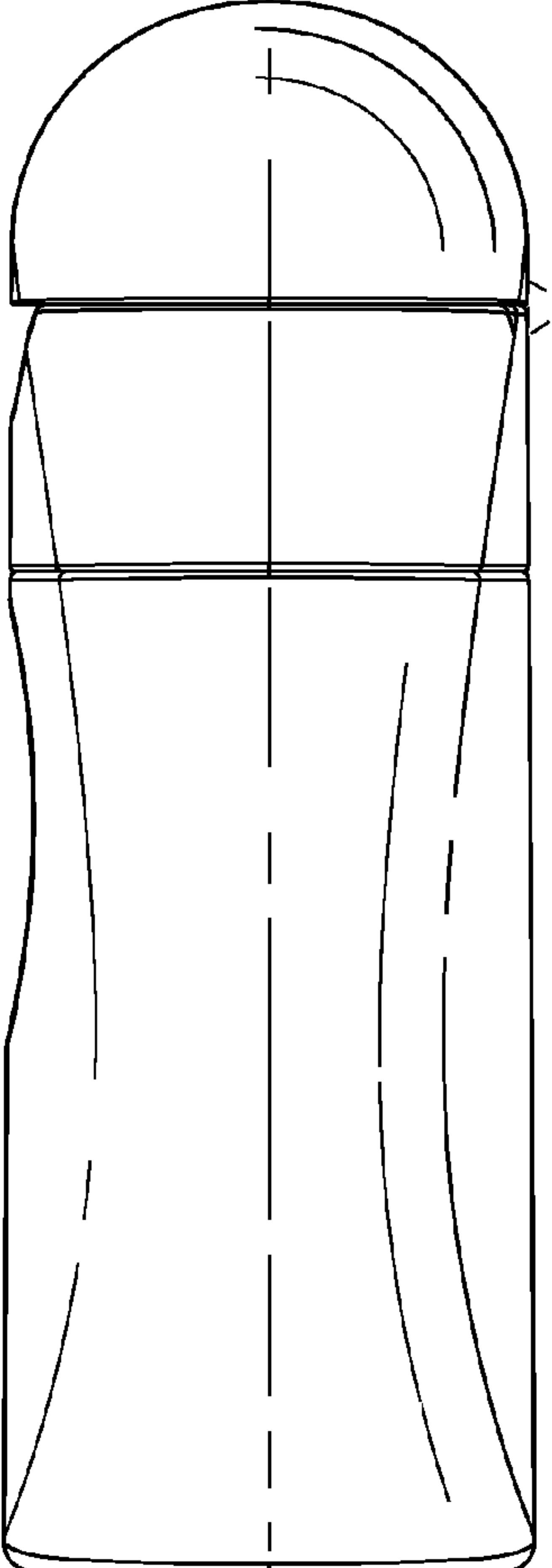


FIG. 3

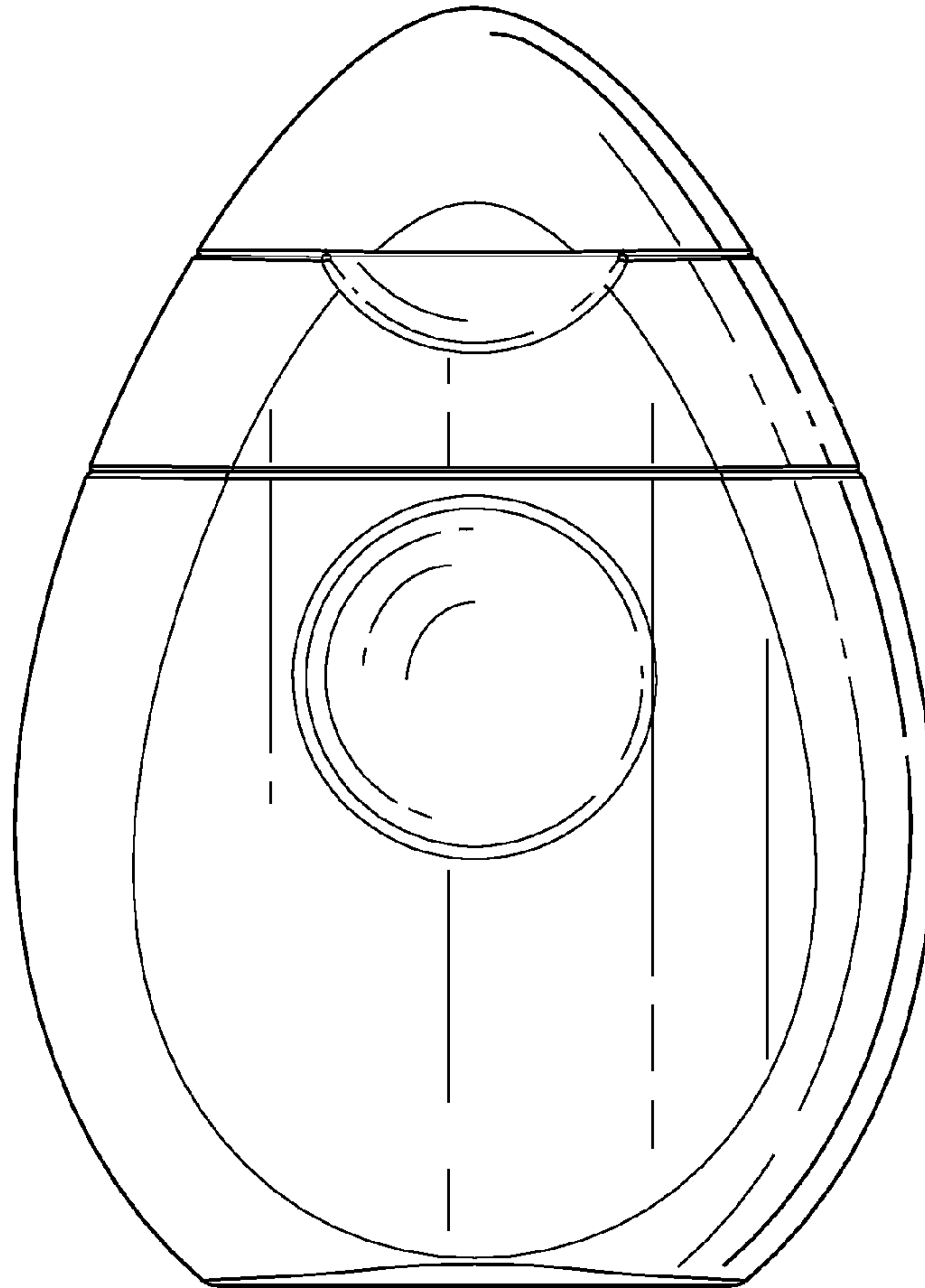


FIG. 4

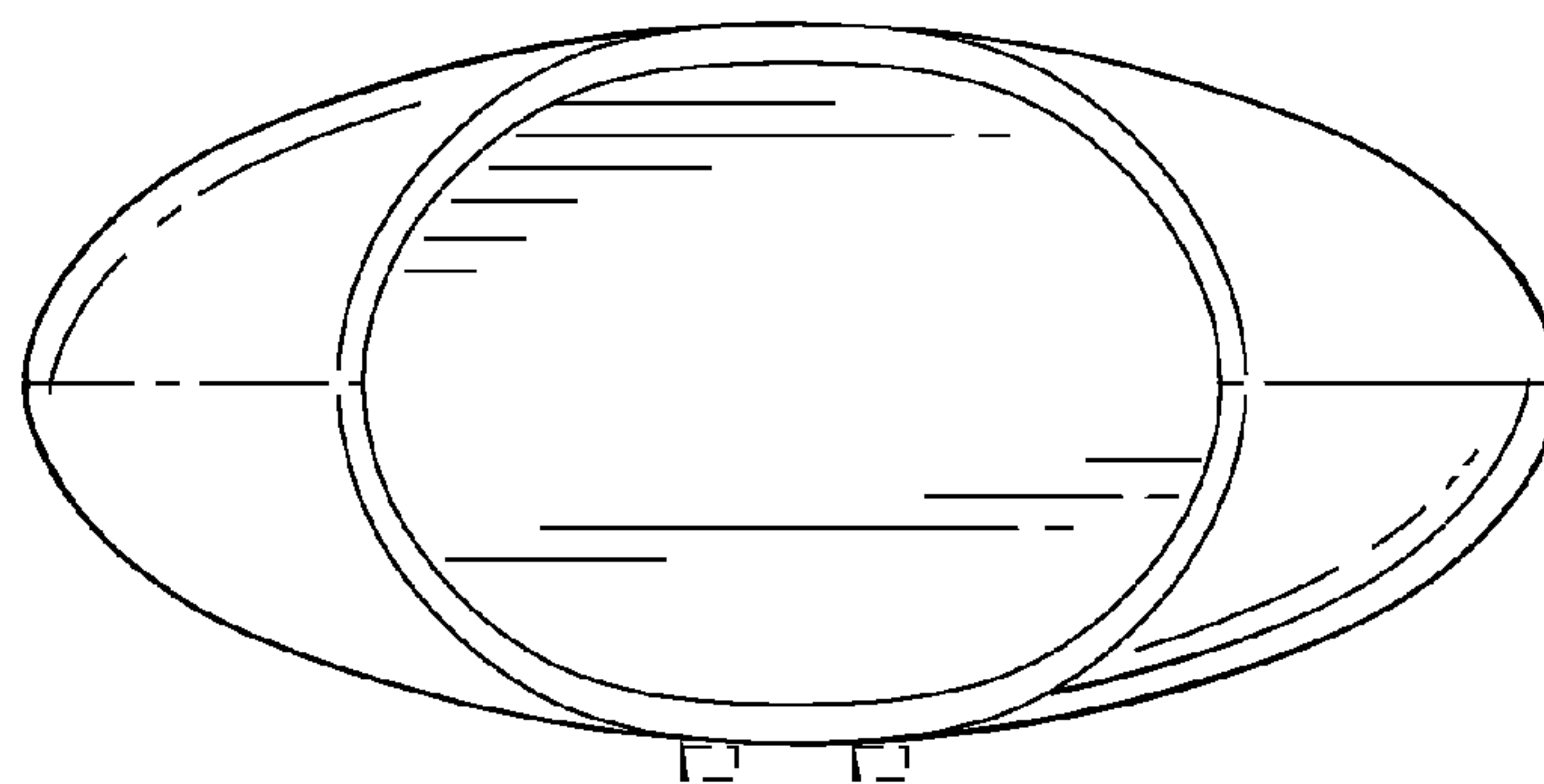


FIG. 5

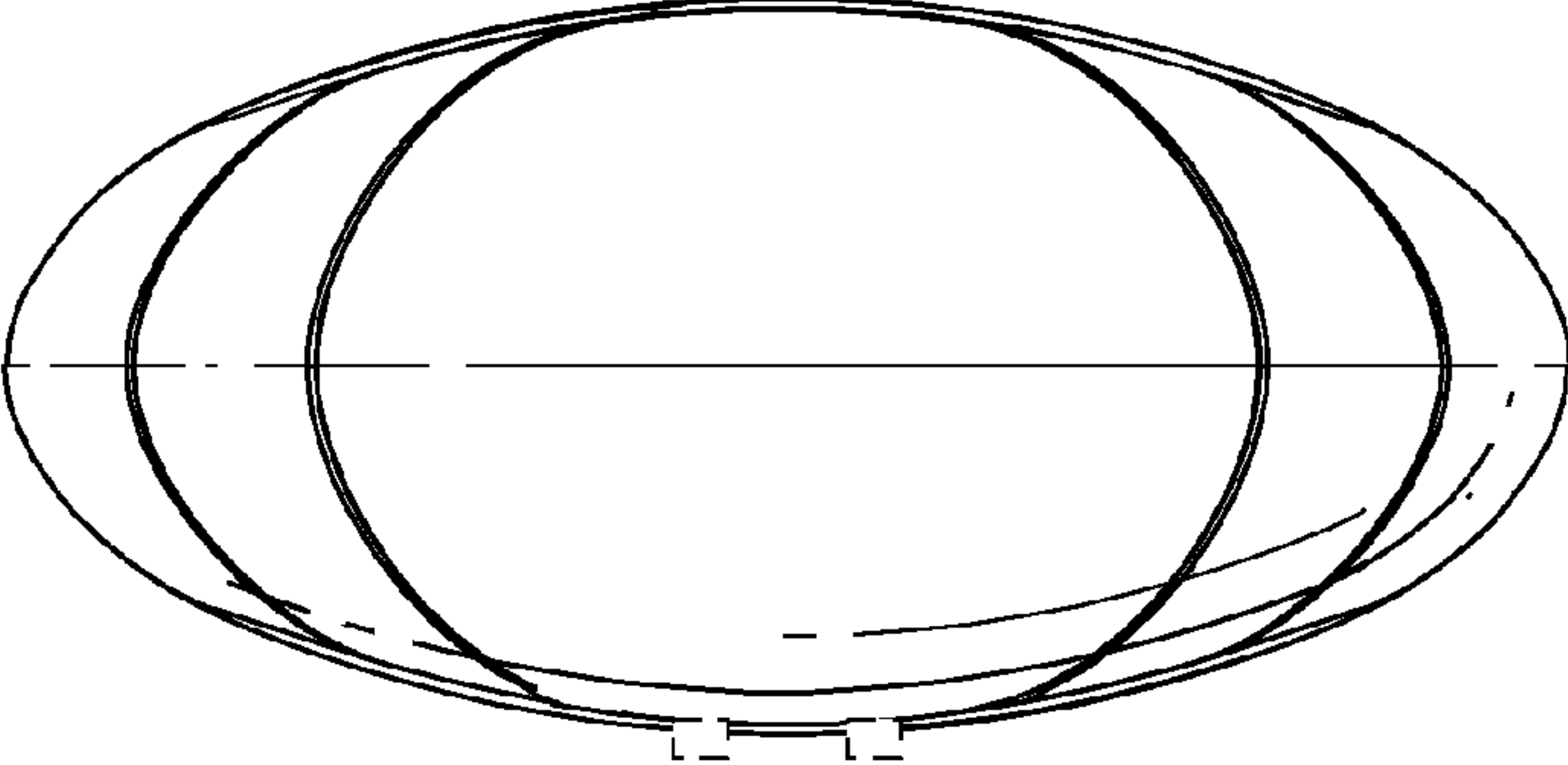


FIG. 6

