



US00D650679S

(12) **United States Design Patent**  
**de Cleir et al.**

(10) **Patent No.:** **US D650,679 S**

(45) **Date of Patent:** **\*\* Dec. 20, 2011**

(54) **CONTAINER**

(75) Inventors: **Piarras Valdis de Cleir**, Tarrytown, NY (US); **Shelley R. Markoulis**, Wycoff, NJ (US); **Robin Paige**, Tarrytown, NY (US); **Akina Kurihara**, Brooklyn, NY (US); **Paul F. Diehl**, Brooklyn, NY (US)

(73) Assignee: **Kraft Foods Global Brands LLC**, Northfield, IL (US)

(\*\*) Term: **14 Years**

(21) Appl. No.: **29/390,986**

(22) Filed: **May 2, 2011**

**Related U.S. Application Data**

(62) Division of application No. 29/368,181, filed on Aug. 19, 2010, now Pat. No. Des. 638,713.

(51) **LOC (9) Cl.** ..... **09-01**

(52) **U.S. Cl.** ..... **D9/521**

(58) **Field of Classification Search** ..... D9/434,  
D9/435, 447, 449, 454, 516, 521, 525, 549,  
D9/550, 551, 558, 574, 575; 215/381-385;  
220/660, 662, 669

See application file for complete search history.

(56) **References Cited**

**U.S. PATENT DOCUMENTS**

D308,824 S \* 6/1990 Wiseman et al. .... D9/521  
D427,073 S \* 6/2000 Gaffney et al. .... D9/520

D539,652 S \* 4/2007 Moretti ..... D9/521  
D540,176 S \* 4/2007 Flurer et al. .... D9/529  
D563,226 S \* 3/2008 Mongeon et al. .... D9/521  
D563,789 S \* 3/2008 Mongeon et al. .... D9/521  
D585,289 S \* 1/2009 Toh ..... D9/529  
D588,461 S \* 3/2009 Davis et al. .... D9/521  
D590,259 S \* 4/2009 Kunesh et al. .... D9/521  
D591,599 S \* 5/2009 Okin et al. .... D9/521  
D624,424 S \* 9/2010 Fiore et al. .... D9/521  
D628,488 S \* 12/2010 Johnson et al. .... D9/521  
D638,713 S \* 5/2011 de Cleir et al. .... D9/521

\* cited by examiner

*Primary Examiner* — Stella Reid

*Assistant Examiner* — Keli L Hill

(74) *Attorney, Agent, or Firm* — Fitch, Even, Tabin & Flannery

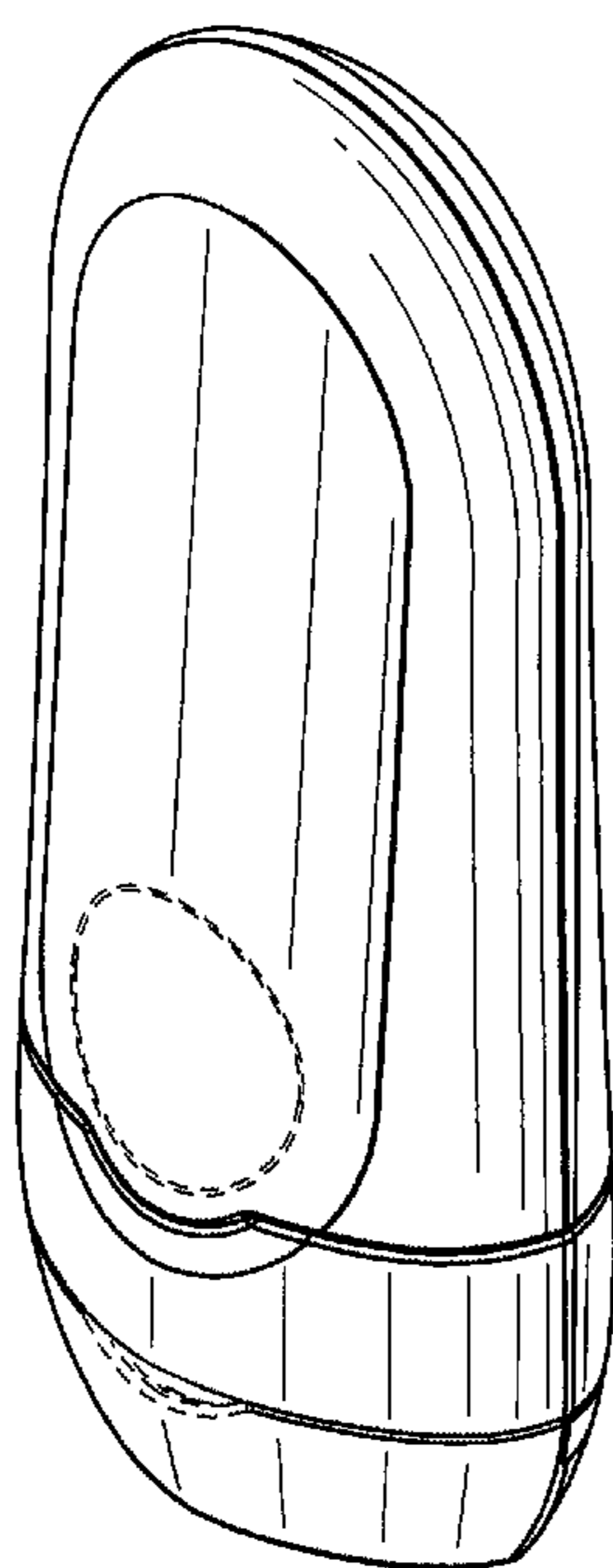
(57) **CLAIM**

The ornamental design for a container, as shown and described.


**DESCRIPTION**

FIG. 1 is a perspective view of a first embodiment of a container showing our new design;  
FIG. 2 is a right side elevational view of the container of FIG. 1, the left side elevational view being a minor image thereof;  
FIG. 3 is a front elevational view of the container of FIG. 1;  
FIG. 4 is a bottom plan view of the container of FIG. 1;  
FIG. 5 is a top plan view of the container of FIG. 1; and,  
FIG. 6 is rear elevational view of the container of FIG. 1.  
Portions of the container shown in broken lines in the figures are for illustrative purposes only and form no part of the claimed design.

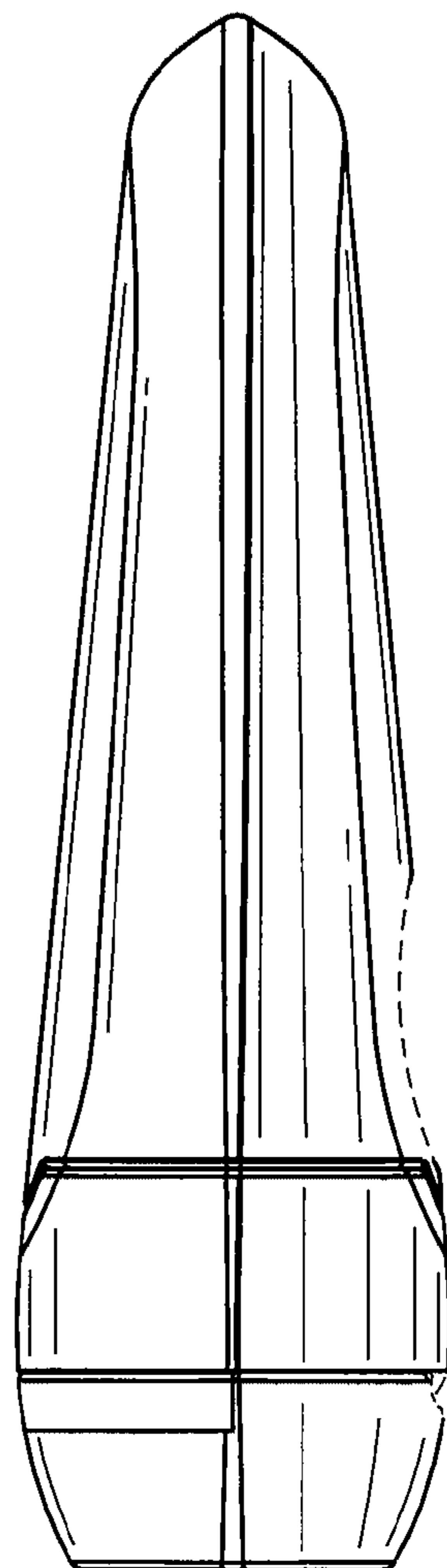
**1 Claim, 3 Drawing Sheets**



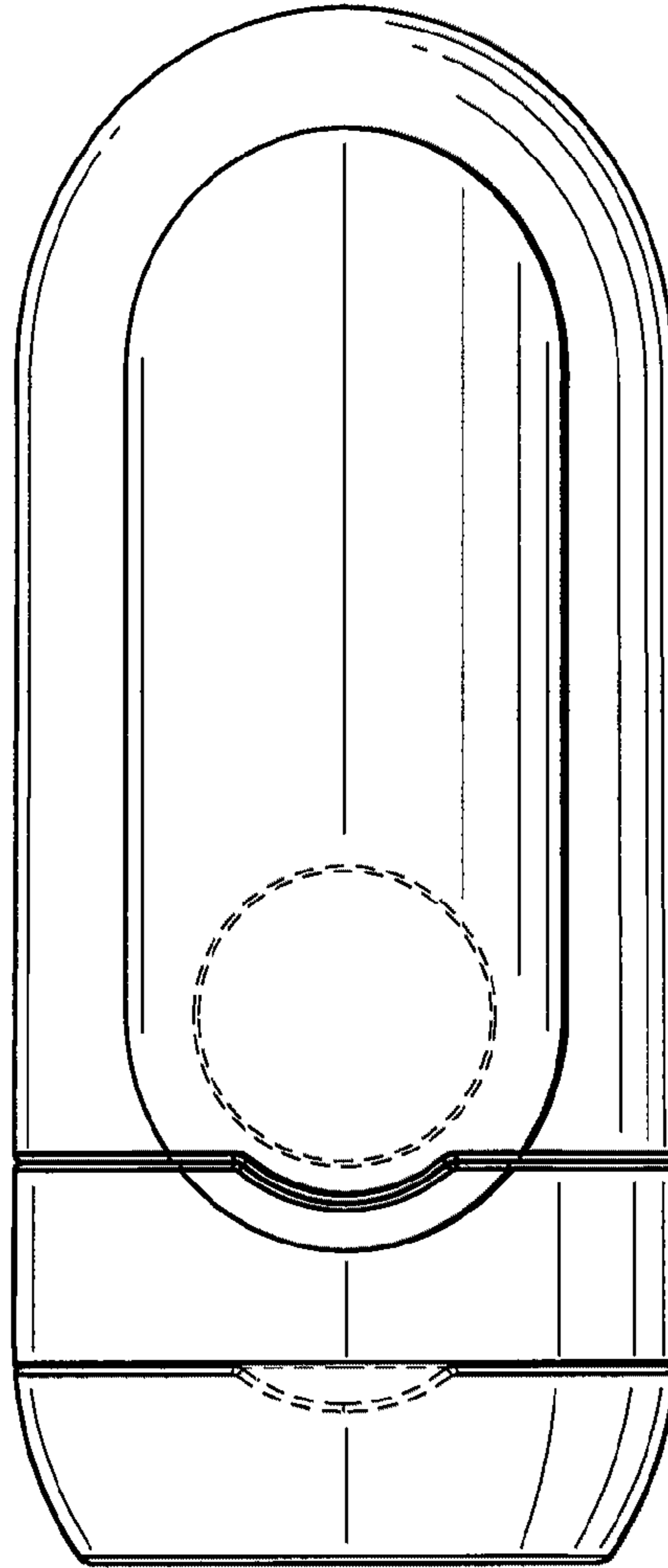
**FIG. 1**



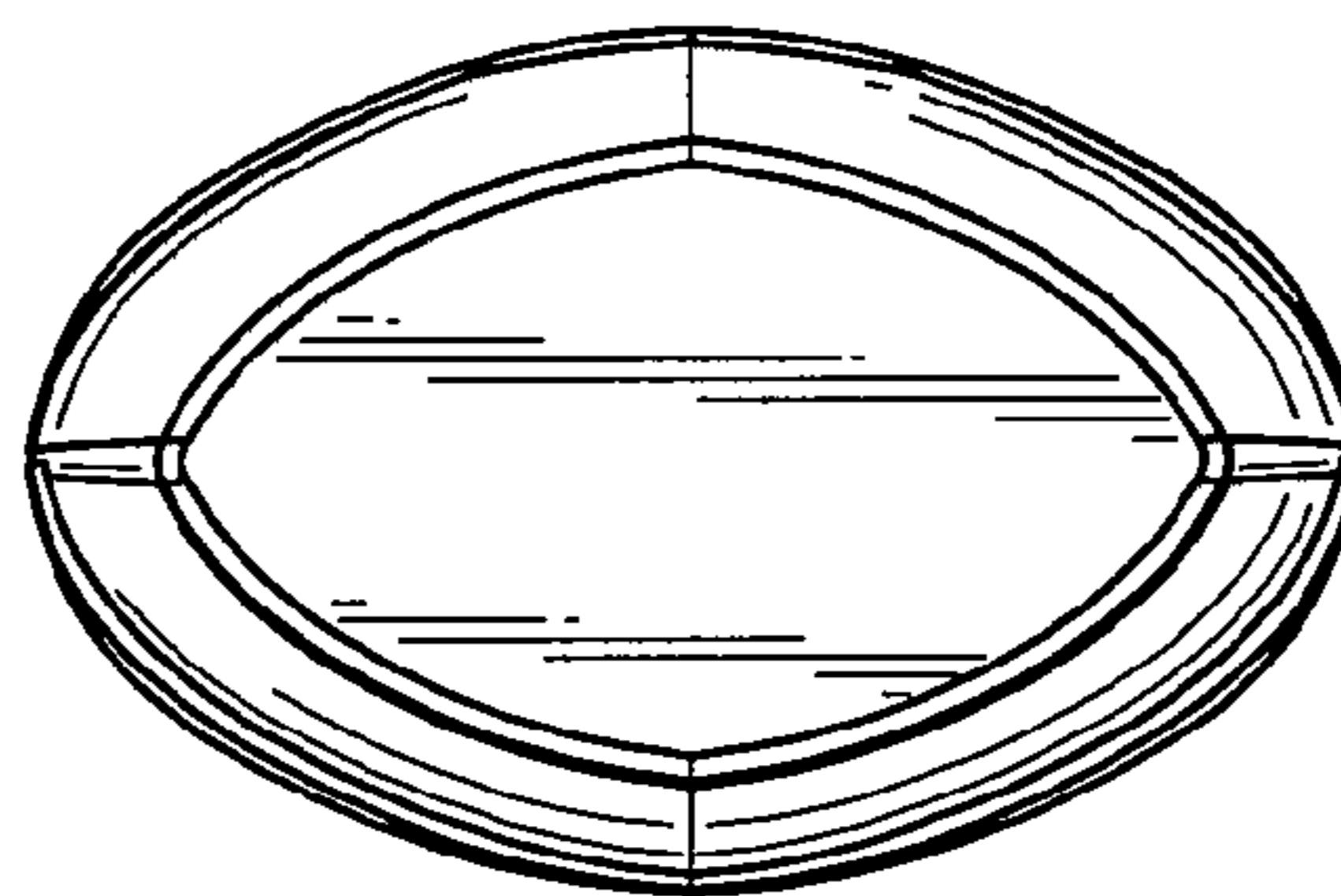
**FIG. 2**



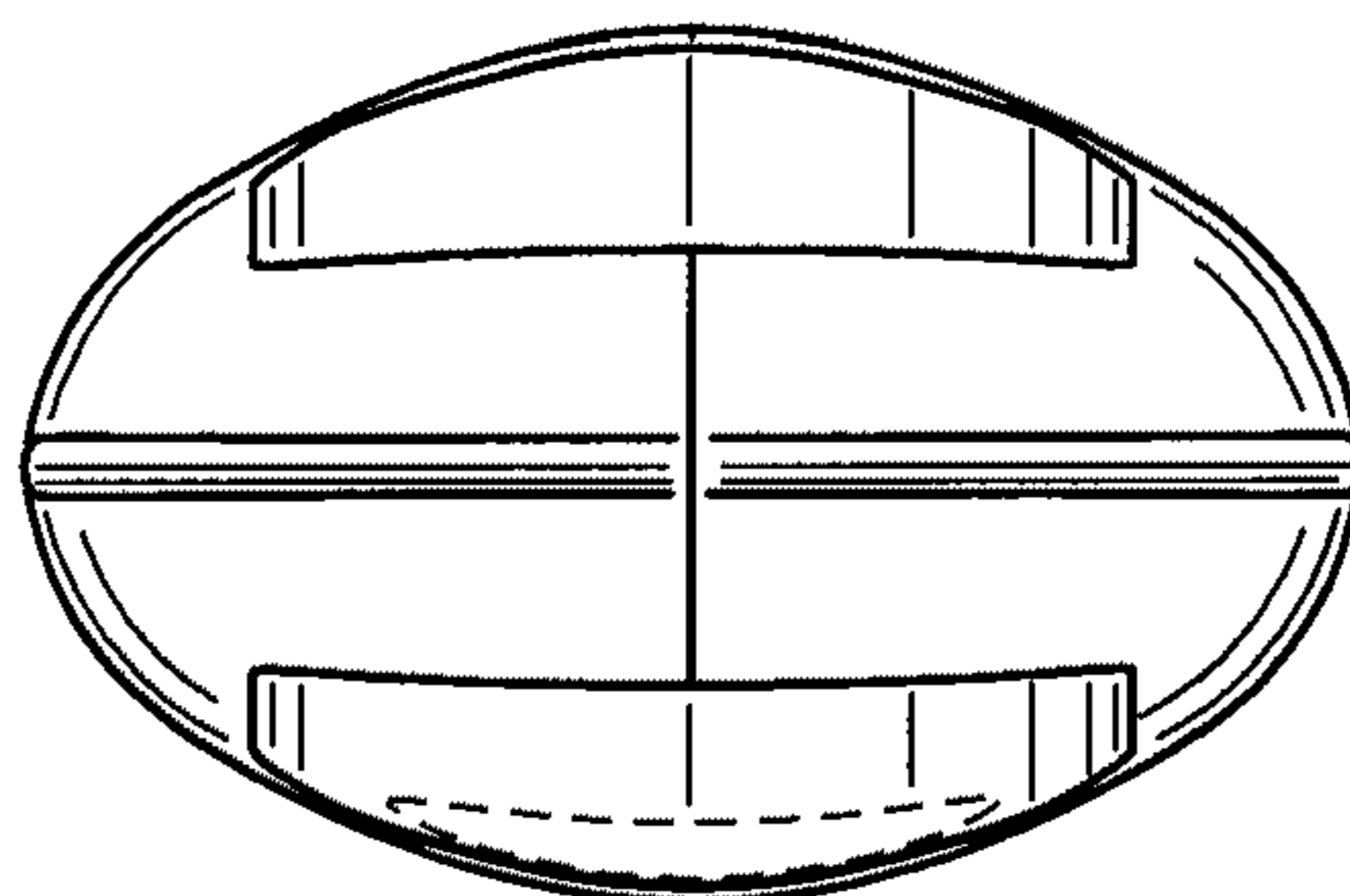
**FIG. 3**



**FIG. 4**



**FIG. 5**



**FIG. 6**

