



US00D650678S

(12) **United States Design Patent**
Marotti

(10) **Patent No.:** **US D650,678 S**
(45) **Date of Patent:** **** Dec. 20, 2011**

- (54) **COMBINED CONTAINER AND LABEL**
- (75) Inventor: **Martin Jay Marotti**, Carmel, IN (US)
- (73) Assignee: **The Procter & Gamble Company**, Cincinnati, OH (US)
- (**) Term: **14 Years**
- (21) Appl. No.: **29/379,336**
- (22) Filed: **Nov. 18, 2010**

D117,266 S	6/1939	Gerhart	
D164,743 S	10/1951	Terry	
D166,641 S	4/1952	Terry	
D175,447 S	8/1955	Tucker	
D176,225 S	* 11/1955	Morris	D9/529
D187,820 S	5/1960	Oradell	
D194,090 S	11/1962	Mercorelli	
D202,219 S	* 9/1965	Drummond, Jr.	D9/574
D207,350 S	* 4/1967	Koenigsberg	D9/542
D211,005 S	5/1968	Vanderhyde	
D211,319 S	6/1968	Jeronimus	
D215,699 S	10/1969	Horne et al.	
D217,591 S	5/1970	Biscoe	
D222,610 S	11/1971	Plummer	

(Continued)

Related U.S. Application Data

- (63) Continuation of application No. 29/333,042, filed on Mar. 2, 2009, now Pat. No. Des. 629,308.
 - (51) **LOC (9) Cl.** **09-01**
 - (52) **U.S. Cl.** **D9/516**; D9/550; D9/563; D20/22
 - (58) **Field of Classification Search** D20/10, D20/11, 15, 19, 22-30, 40, 42, 99; 40/5, 40/6, 27.5, 124.01-24.09, 124.11-124.19, 40/124.191, 299.01, 305-313, 315, 319, 40/323, 324, 359, 360, 541, 542, 584, 594, 40/600, 617, 625, 626, 630-632, 636, 638, 40/640, 673; D6/482, 486, 487, 489, 511, D6/584; D9/434, 516, 715, 719, 550, 563, D9/571, 573, 574, 682, 685, 687, 689, 694; D24/489; D2/4; 283/56, 71, 80, 81; 215/381-385; 220/669-675
- See application file for complete search history.

FOREIGN PATENT DOCUMENTS

GB 2005599 8/1990

Primary Examiner — Mary Ann Calabrese

(74) *Attorney, Agent, or Firm* — Emelyn L. Hiland

(57) **CLAIM**

The ornamental design for a combined container and label, as shown and described.

DESCRIPTION

FIG. 1 is a perspective view of a combined bottle container and label incorporating our new design; FIG. 2 is a front elevational view thereof; FIG. 3 is a rear elevational view thereof; FIGS. 4 and 5 are side elevational views thereof; FIG. 6 is a top plan view thereof; and, FIG. 7 is a bottom view thereof.

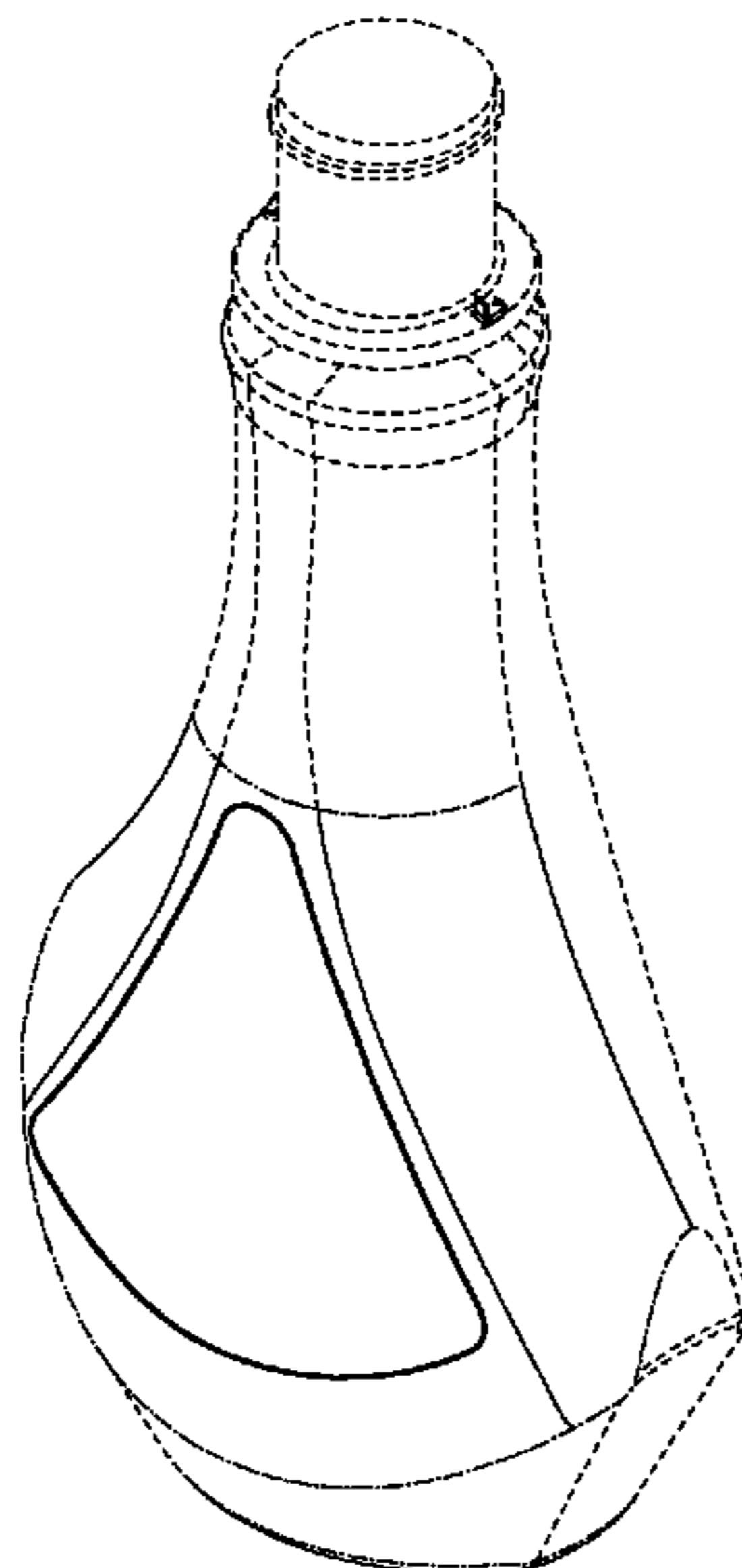
The evenly spaced broken lines shown in the drawings depict environmental subject matter only and form no part of the claimed design. The dot-dash-dot broken lines represent the boundaries of the claimed portion of the design and form no part thereof.

1 Claim, 4 Drawing Sheets

(56) **References Cited**

U.S. PATENT DOCUMENTS

D24,181 S	4/1895	May	
D47,434 S	6/1915	Orem	
D49,406 S	7/1916	Vivaudou	
D50,594 S	* 4/1917	Voges	D20/40
D73,128 S	* 7/1927	Harris	D20/40
D87,397 S	7/1932	Marshburn et al.	



US D650,678 S

Page 2

U.S. PATENT DOCUMENTS

D222,712 S	12/1971	Barker	
D228,343 S	9/1973	Kretz	
D232,146 S *	7/1974	Dean	D6/584
D234,394 S	2/1975	Metzger	
D241,318 S *	9/1976	Lewman	D9/563
D243,442 S	2/1977	Montgomery	
D252,444 S	7/1979	Torongo, Jr.	
D253,166 S	10/1979	Pardo	
D264,305 S	5/1982	Pardo	
D278,124 S	3/1985	Coussie	
D282,529 S	2/1986	Pereira	
D339,487 S *	9/1993	Rizzi	D6/486
D399,752 S	10/1998	Farmer	
6,670,009 B1 *	12/2003	Voss	428/40.1
D488,647 S *	4/2004	Ford et al.	D6/489
D516,627 S	3/2006	Collins et al.	
D527,824 S *	9/2006	Mueller et al.	D24/189
D528,004 S	9/2006	Ratzlaff	
D530,620 S	10/2006	Owens et al.	
D531,044 S	10/2006	Owens et al.	
D531,045 S	10/2006	Owens et al.	
D531,515 S	11/2006	Owens et al.	
D533,072 S	12/2006	Kelly	
D543,384 S *	5/2007	Resterhouse et al.	D6/487
D559,107 S *	1/2008	Bates et al.	D9/516
D561,838 S	2/2008	Beam et al.	
D565,954 S	4/2008	Adamson et al.	
D568,744 S	5/2008	Weber et al.	
D580,593 S *	11/2008	Huntington	D28/4
D591,598 S	5/2009	Caroen et al.	
D591,607 S *	5/2009	Marotti et al.	D9/571
D623,521 S	9/2010	Marotti et al.	
D627,651 S	11/2010	Marotti	
D629,308 S *	12/2010	Marotti	D9/719
2007/0020423 A1	1/2007	Chamandy et al.	

* cited by examiner

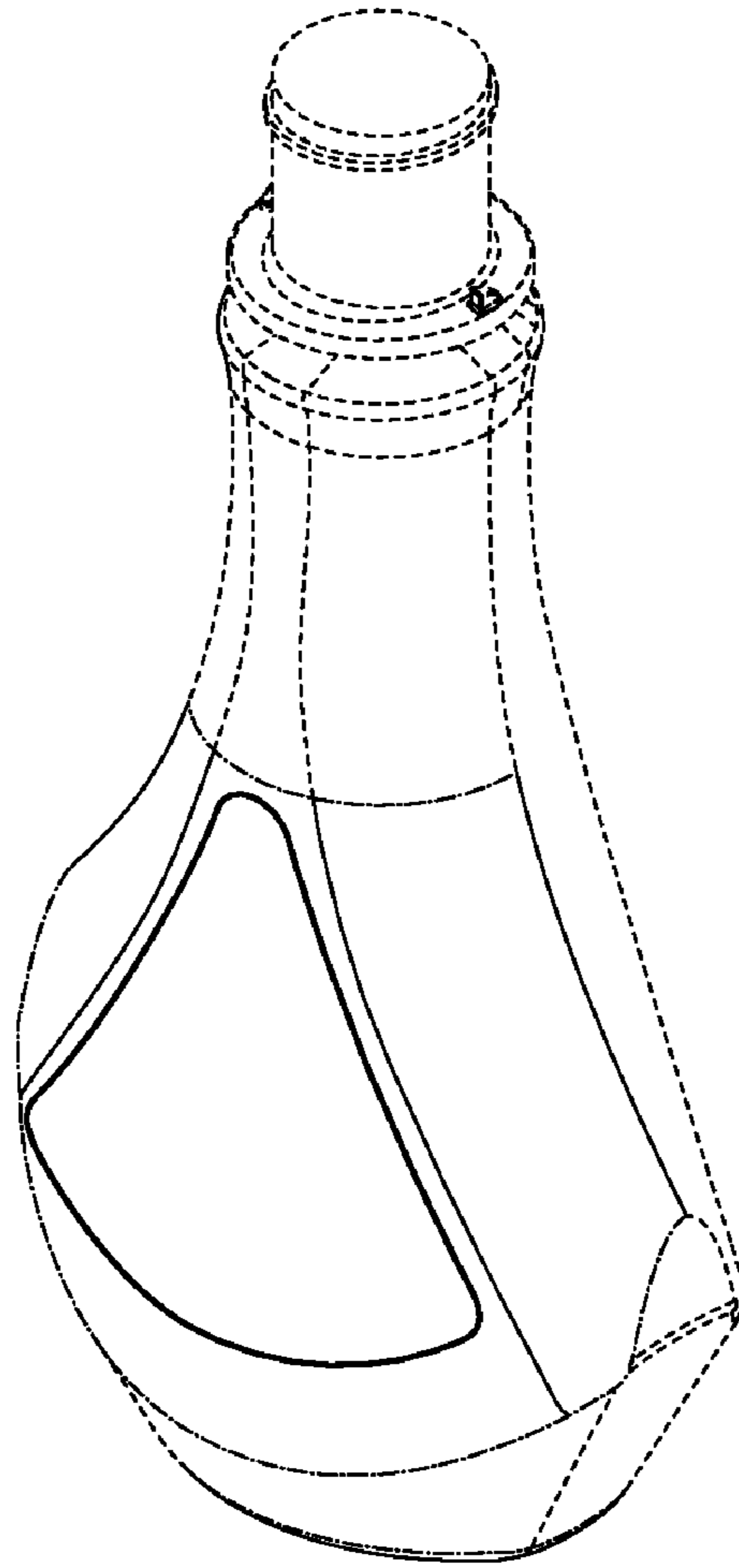


Fig. 1

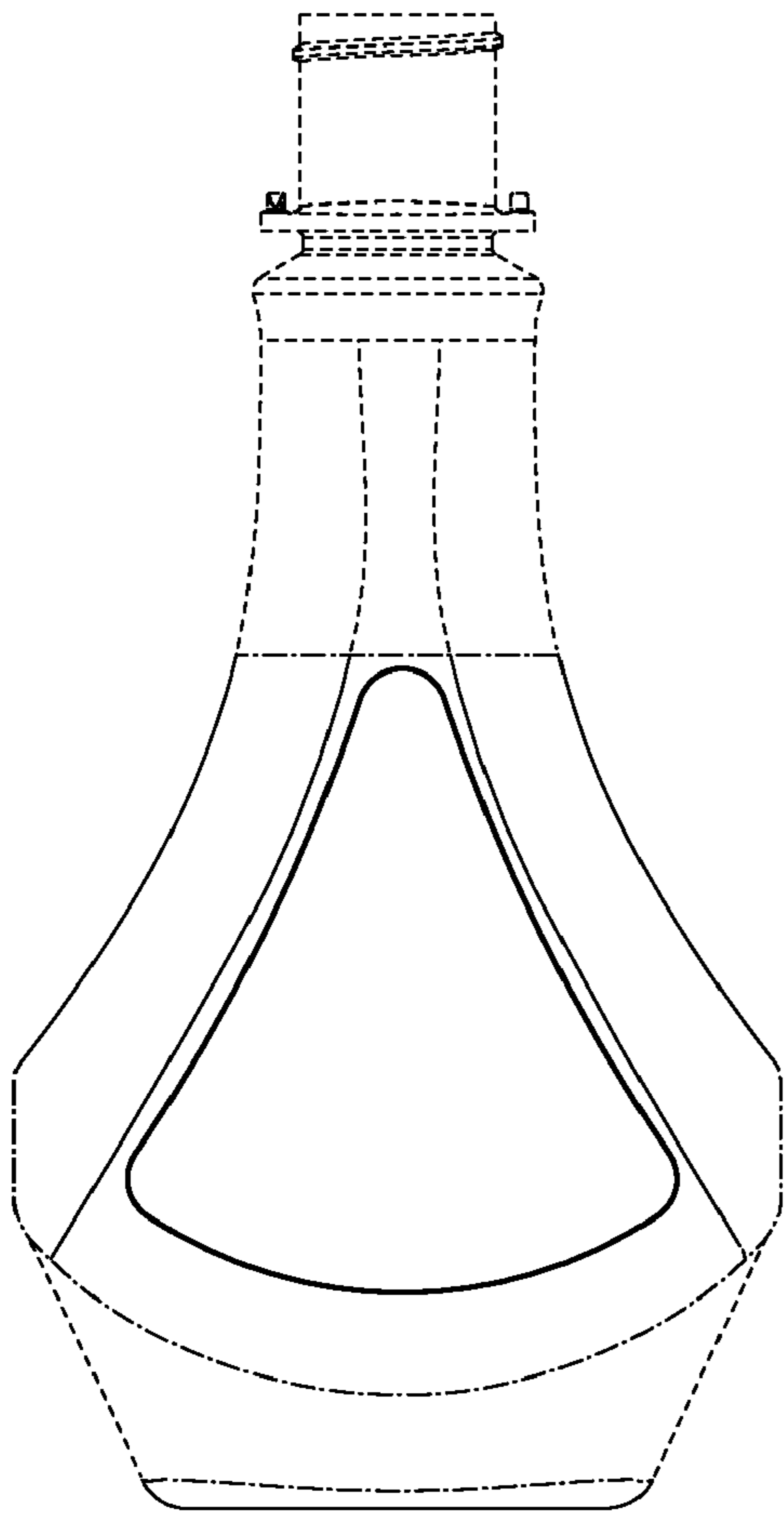


Fig. 2

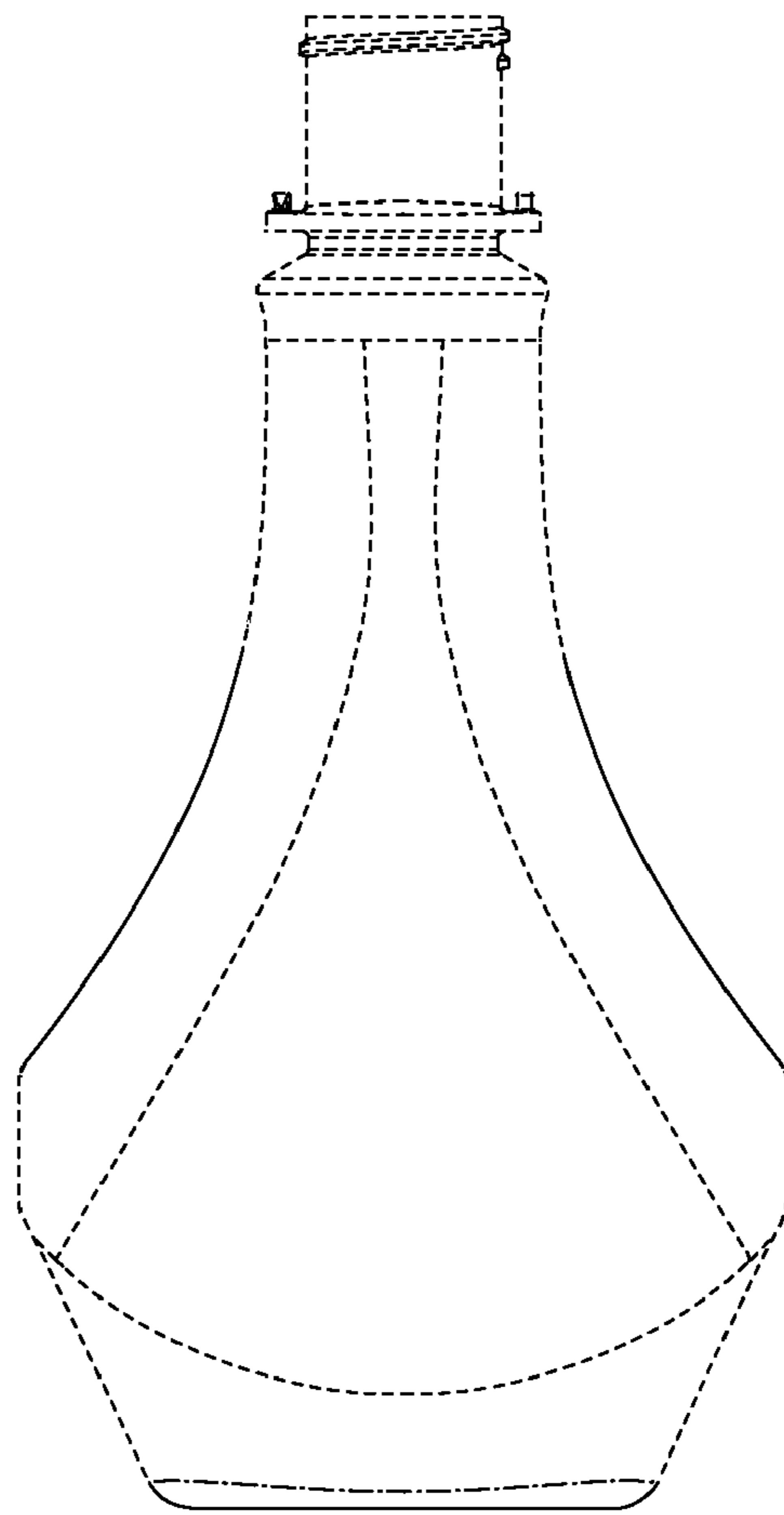


Fig. 3

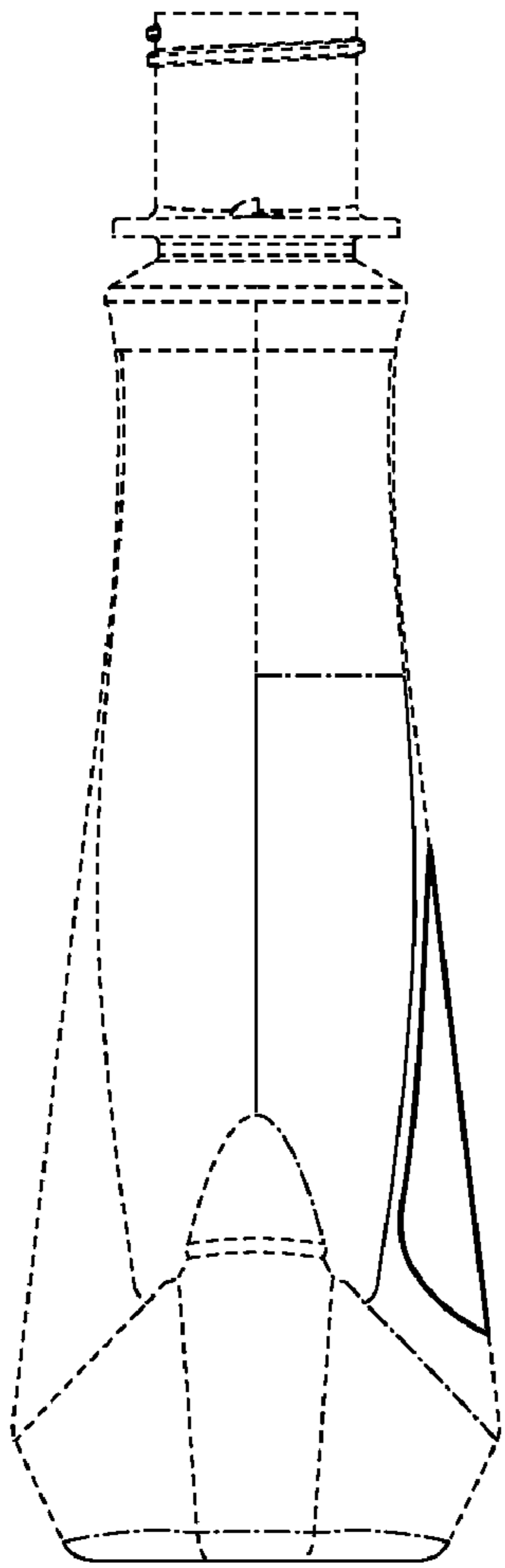


Fig. 4

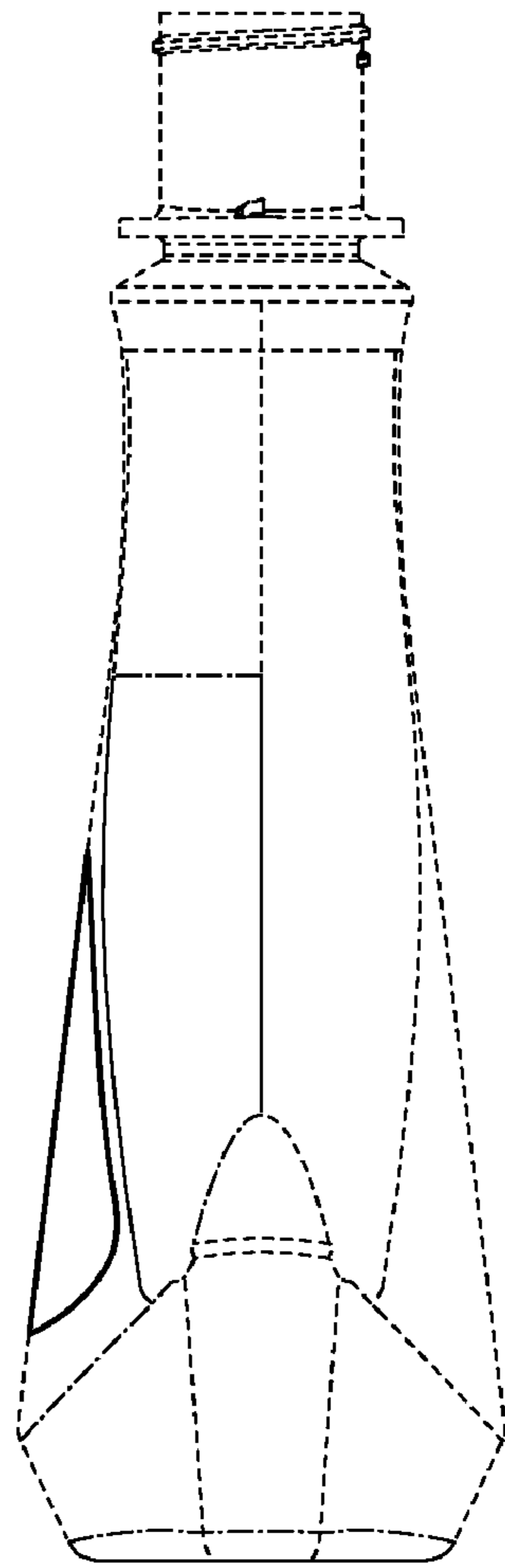


Fig. 5

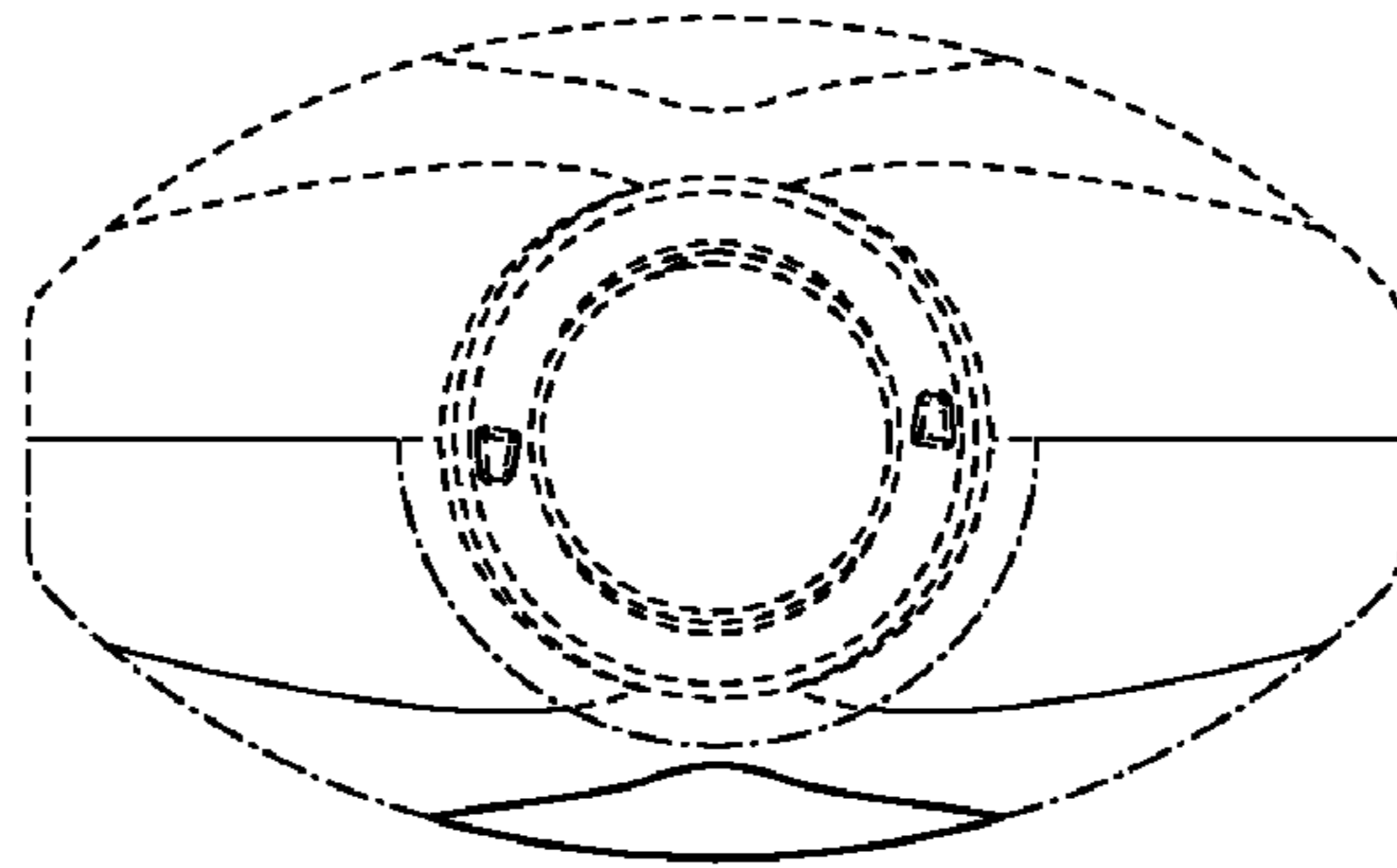


Fig. 6

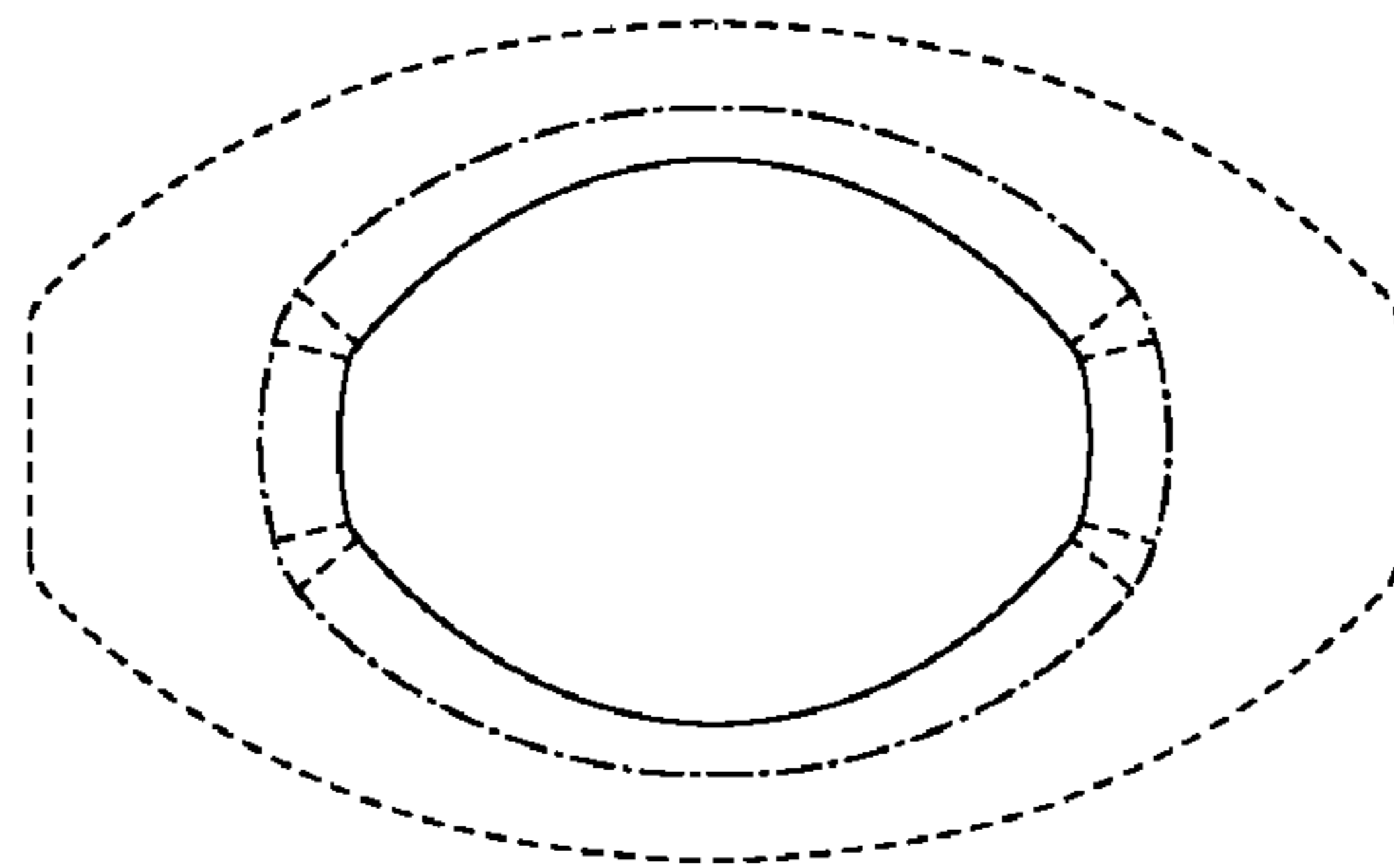


Fig. 7