

US00D650675S

(12) **United States Design Patent**
Schwartz et al.

(10) **Patent No.:** **US D650,675 S**

(45) **Date of Patent:** **** *Dec. 20, 2011**

(54) **BOTTLE**

(75) Inventors: **Keara Elyse Schwartz**, Cincinnati, OH (US); **Jennifer Ruth Kinard**, Cambridge, MA (US); **Jennifer Elizabeth Hosmer**, Fairfield, OH (US); **Hector Roman**, Mason, OH (US)

(73) Assignee: **The Procter & Gamble Company**, Cincinnati, OH (US)

(**) Term: **14 Years**

(21) Appl. No.: **29/340,537**

(22) Filed: **Jul. 21, 2009**

Related U.S. Application Data

(62) Division of application No. 29/305,590, filed on Mar. 25, 2008, now abandoned.

(51) **LOC (9) Cl.** **09-01**

(52) **U.S. Cl.** **D9/516; D9/434**

(58) **Field of Classification Search** D9/600-681, D9/516-575, 434; D20/22-28; 215/379-384; 220/669-675; 40/310
See application file for complete search history.

(56) **References Cited**

U.S. PATENT DOCUMENTS

D67,189 S	5/1925	Curran	
D185,095 S	5/1959	Pettengill	
D187,754 S	4/1960	Vanderhyde	
D189,437 S	12/1960	Koenigsberg	
D190,770 S	6/1961	Gould	
D195,651 S	7/1963	Koenigsberg	
D204,026 S	3/1966	Lorenzen	
D207,921 S	6/1967	Sterges	
D207,923 S	6/1967	Koenigsberg	
D215,700 S *	10/1969	Thomas	D9/542
D220,029 S	3/1971	Johnson	
D221,620 S *	8/1971	O'Brien	D9/542

D224,512 S	8/1972	Koenigsberg	
D227,223 S	6/1973	Kretz	
D228,382 S *	9/1973	Sterges	D9/543
D244,350 S *	5/1977	Torongo	D9/542
D263,026 S *	2/1982	Beechuk et al.	D9/542
D278,976 S	5/1985	Morikawa	
D290,229 S	6/1987	Rosen	
4,802,295 A	2/1989	Darr	
D303,930 S	10/1989	Durand	
D313,352 S	1/1991	Segati	

(Continued)

FOREIGN PATENT DOCUMENTS

EM 000567334-0005 * 5/2007

(Continued)

OTHER PUBLICATIONS

U.S. Appl. No. 29/305,588, filed Mar. 25, 2008.

(Continued)

Primary Examiner — Catherine Tuttle

(74) *Attorney, Agent, or Firm* — John T. Dipre; David V. Upite; Leonard W. Lewis

(57) **CLAIM**

The ornamental design for a bottle, as shown and described.

DESCRIPTION

FIG. 1 is a perspective view of the bottle embodying our new design;

FIG. 2 is a front view thereof;

FIG. 3 is a back view thereof;

FIG. 4 is a right view thereof;

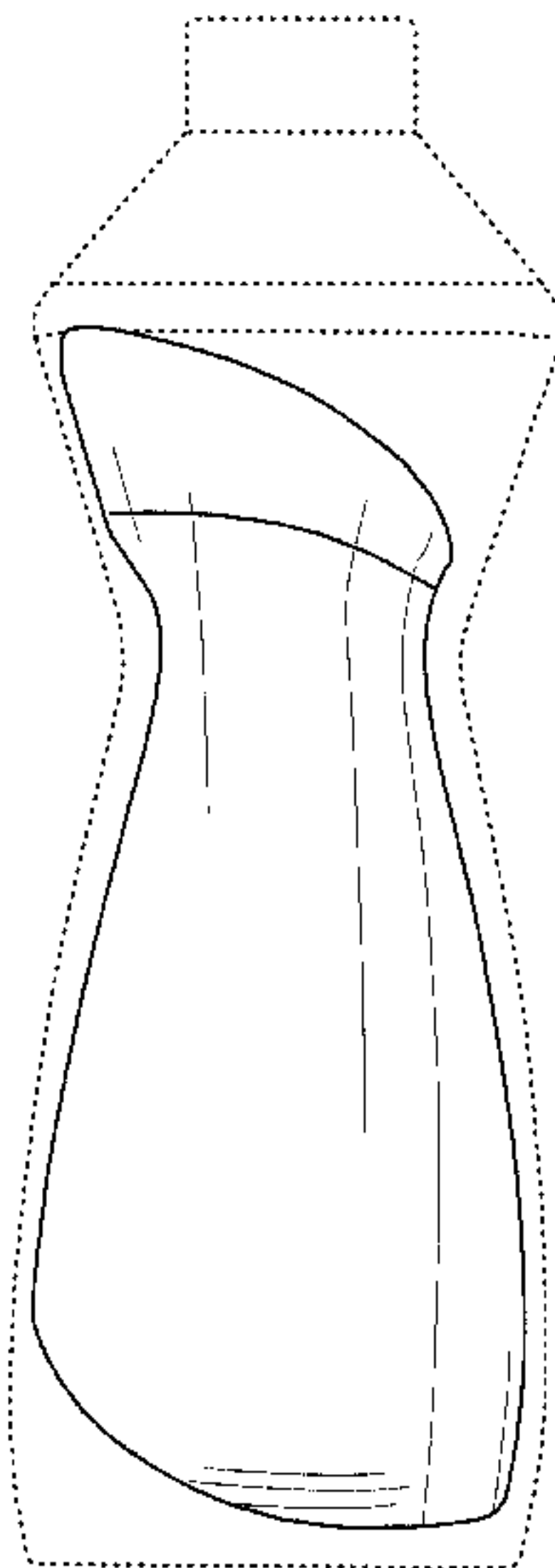
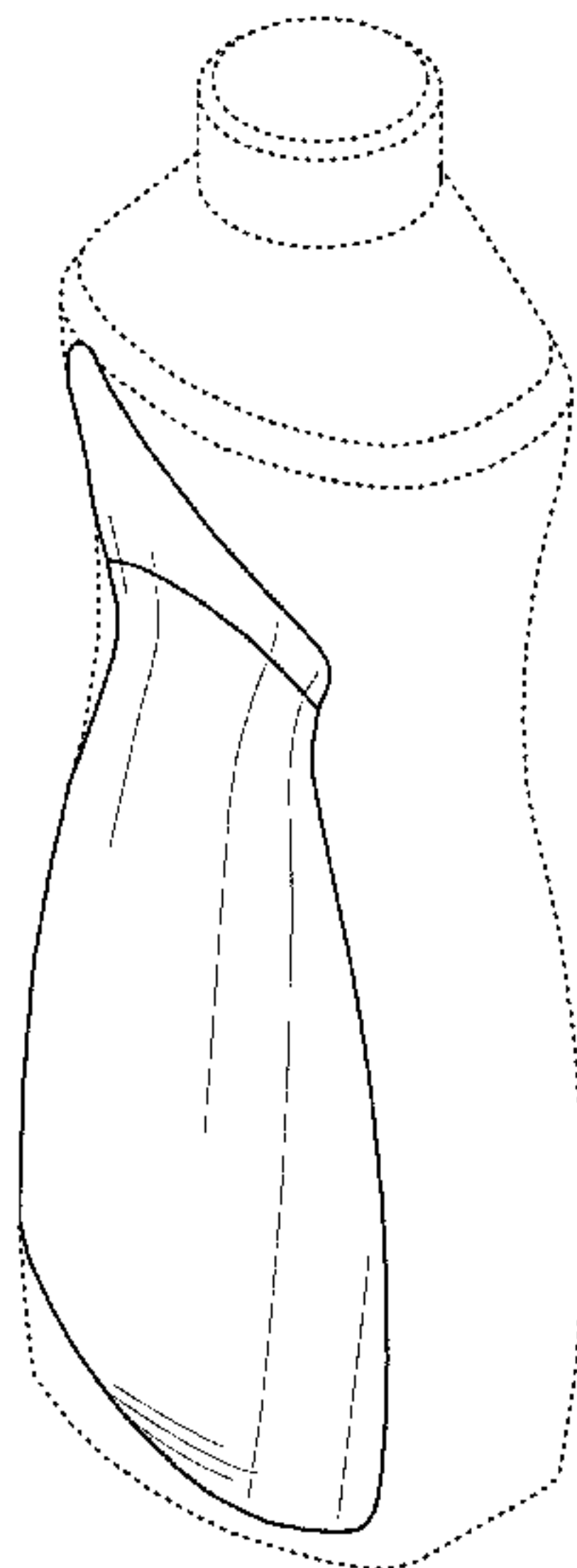
FIG. 5 is a left view thereof;

FIG. 6 is a top view thereof; and,

FIG. 7 is a bottom view thereof.

The broken lines are included for the purpose of illustrating portions of the bottle that form no part of the claimed design.

1 Claim, 5 Drawing Sheets



US D650,675 S

Page 2

U.S. PATENT DOCUMENTS

5,156,285 A 10/1992 Zogg et al.
D337,524 S 7/1993 Sherman et al.
D337,525 S * 7/1993 Collette et al. D9/542
5,226,538 A 7/1993 Roselle
D337,948 S 8/1993 Reif
D339,747 S 9/1993 Collette et al.
D343,361 S 1/1994 More
D344,896 S 3/1994 Zogg et al.
D352,460 S * 11/1994 Sherman et al. D9/542
D354,000 S 1/1995 Hoyt
D356,505 S * 3/1995 Gonda et al. D9/543
D357,187 S 4/1995 Sherman
5,542,585 A 8/1996 Peters et al.
D382,208 S 8/1997 Goettner et al.
D387,280 S 12/1997 Zimmer et al.
D434,669 S * 12/2000 Albright et al. D9/542
D440,879 S 4/2001 Cummings
D441,297 S 5/2001 Albright et al.
D458,141 S 6/2002 Crawford et al.
D459,231 S 6/2002 Crawford et al.
D459,232 S 6/2002 Crawford et al.
D462,273 S 9/2002 Crawford

D462,619 S 9/2002 Crawford
D470,774 S 2/2003 Zaksenberg et al.
D487,019 S 2/2004 Crawford et al.
D498,679 S 11/2004 Meeker et al.
D553,994 S 10/2007 Macak et al.
D554,998 S 11/2007 Perry et al.
D555,003 S 11/2007 Perry et al.
D561,592 S * 2/2008 Muhlhausen D9/526
D585,284 S 1/2009 Bridgman et al.
D585,287 S 1/2009 Rosinski et al.
D605,520 S 12/2009 Billig et al.
D610,010 S 2/2010 Schwartz et al.
D610,461 S 2/2010 Billig et al.
D621,715 S 8/2010 Schwartz et al.

FOREIGN PATENT DOCUMENTS

EM 000567334-0006 * 5/2007

OTHER PUBLICATIONS

U.S. Appl. No. 29/340,531, filed Jul. 21, 2009.
U.S. Appl. No. 29/361,083, filed May 5, 2010.

* cited by examiner

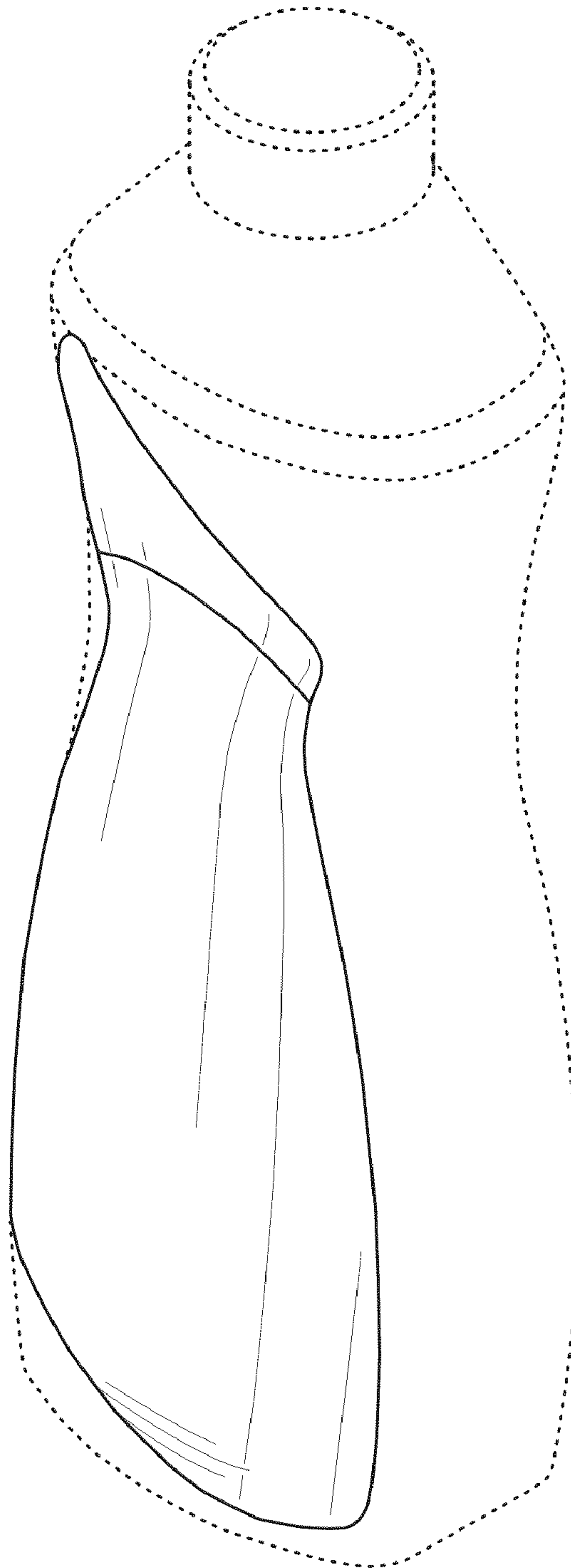


Fig. 1

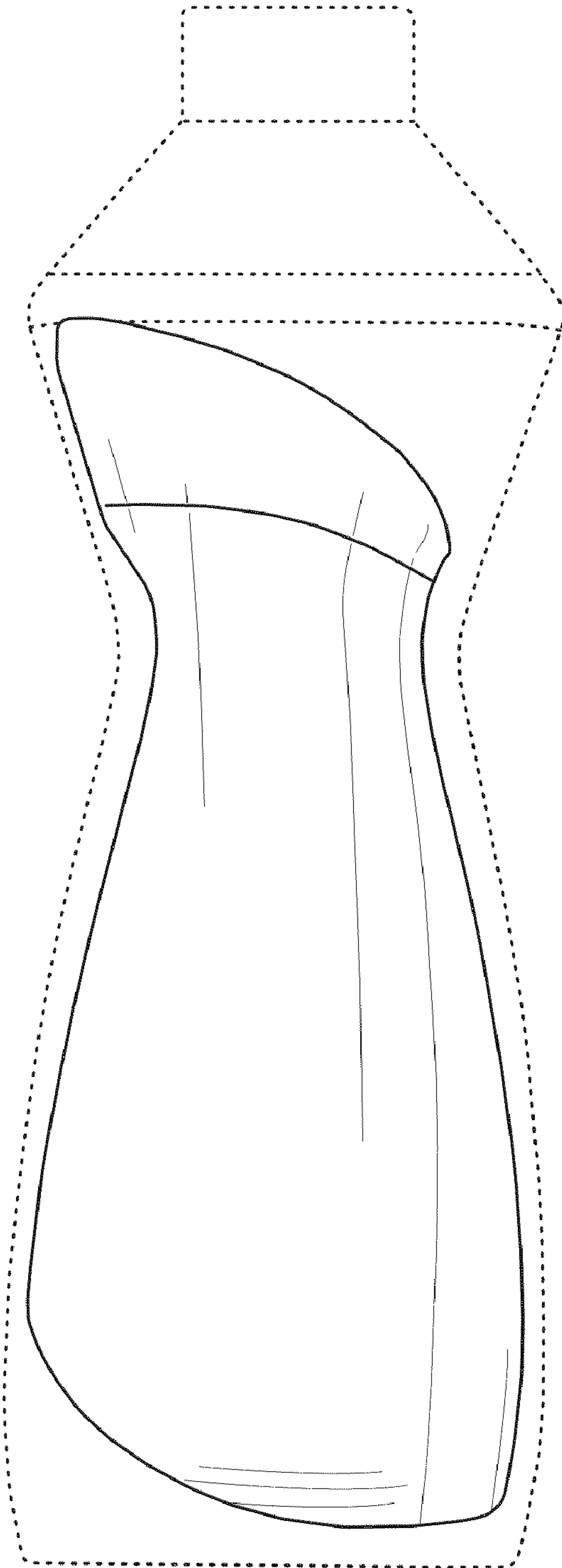


Fig. 2

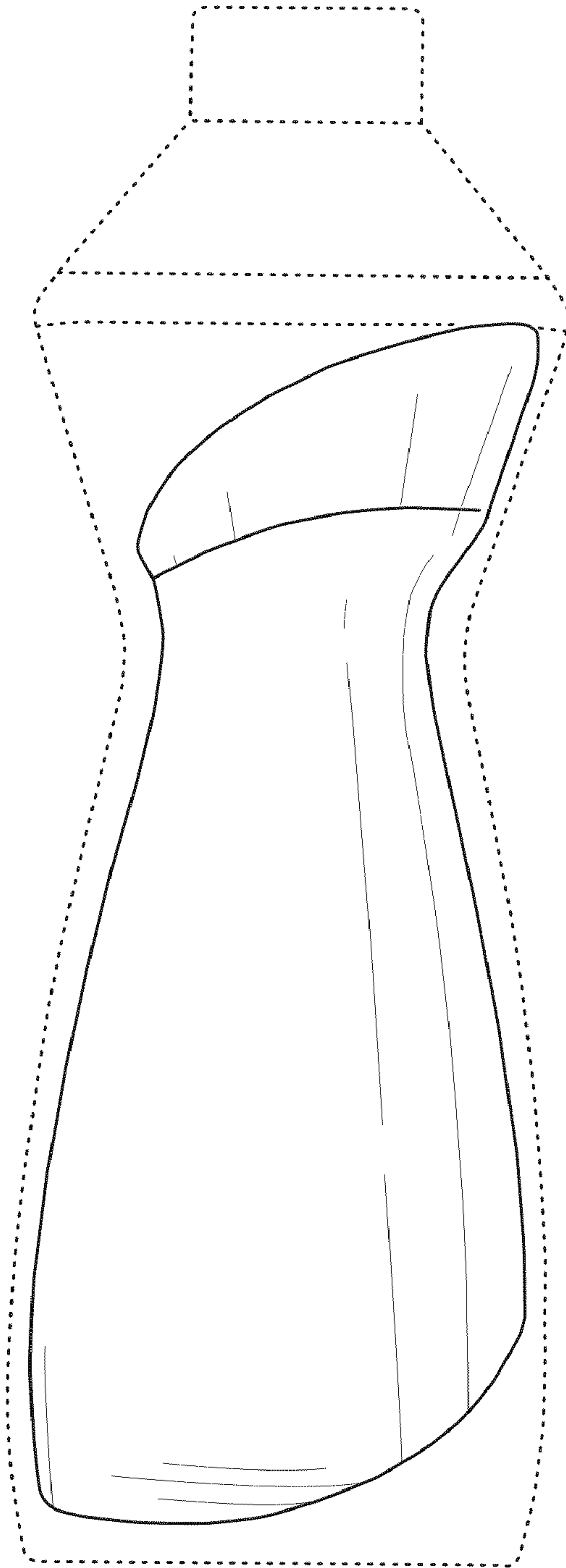


Fig. 3

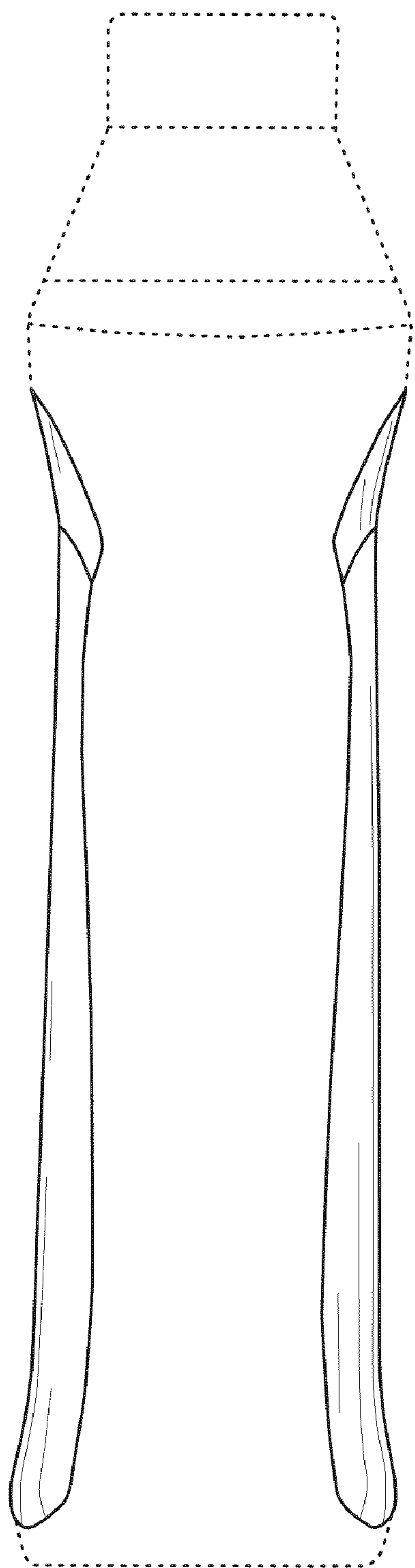


Fig. 4

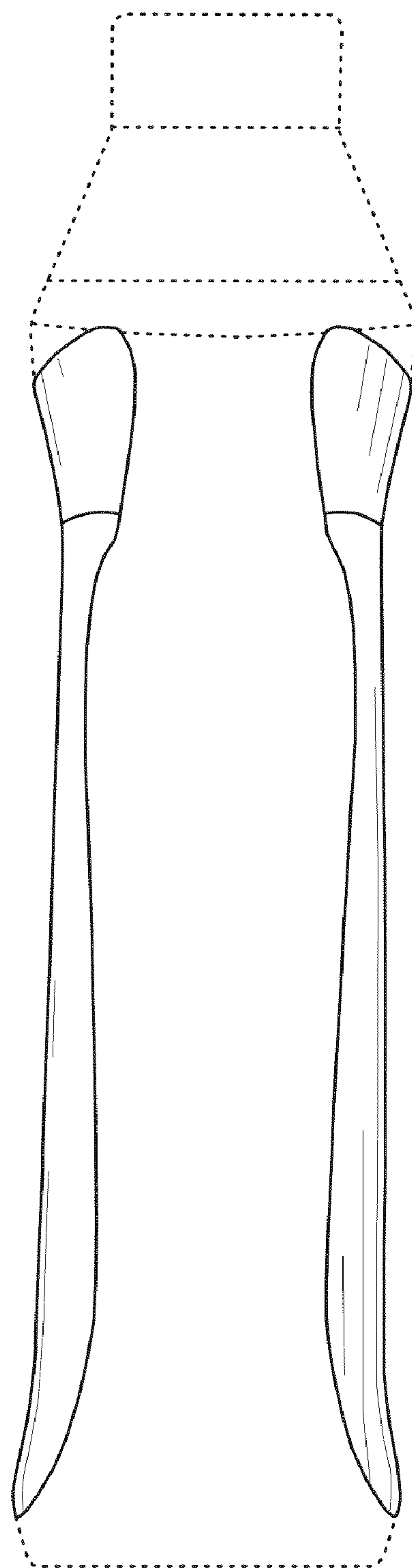


Fig. 5

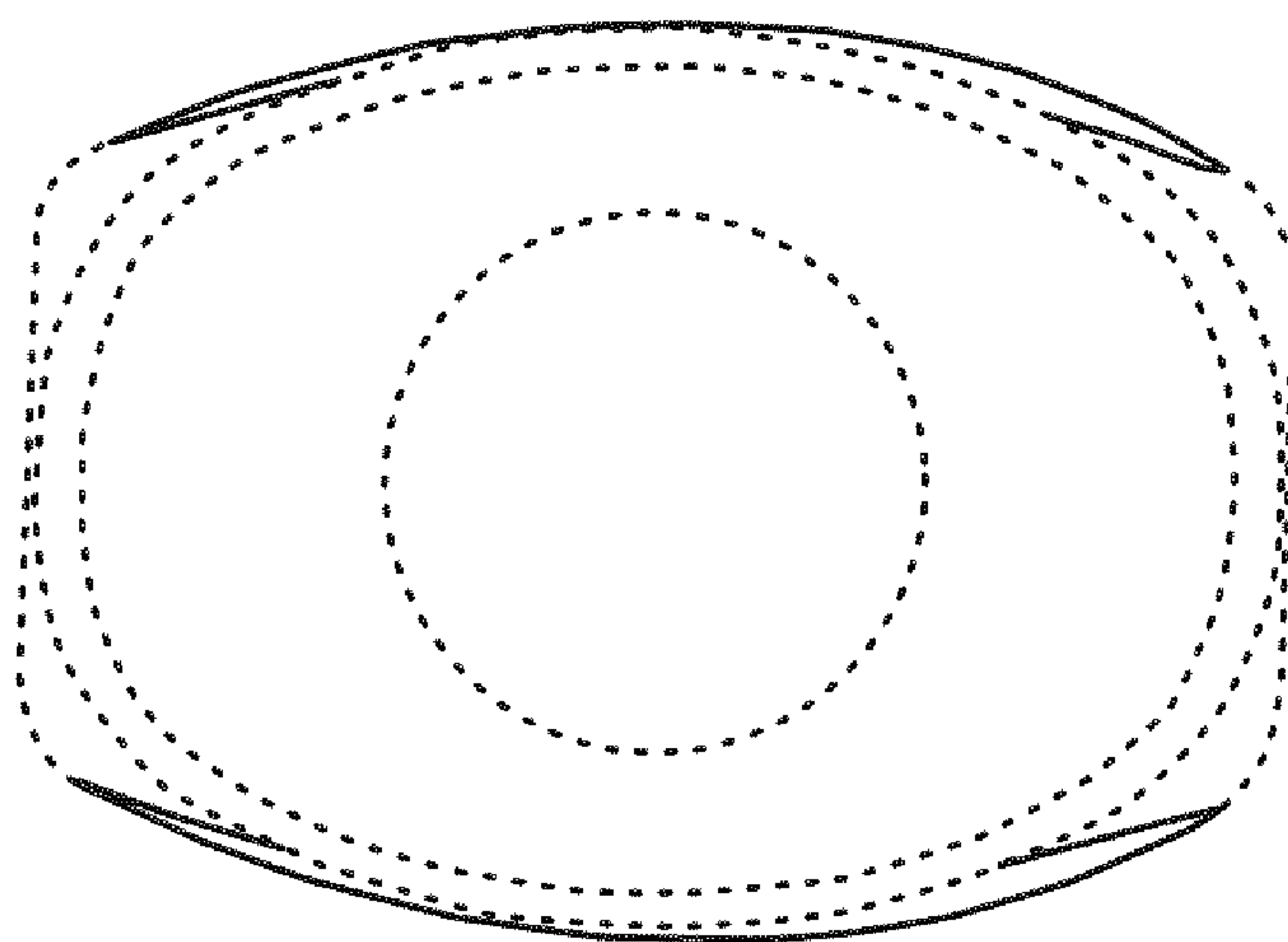


Fig. 6

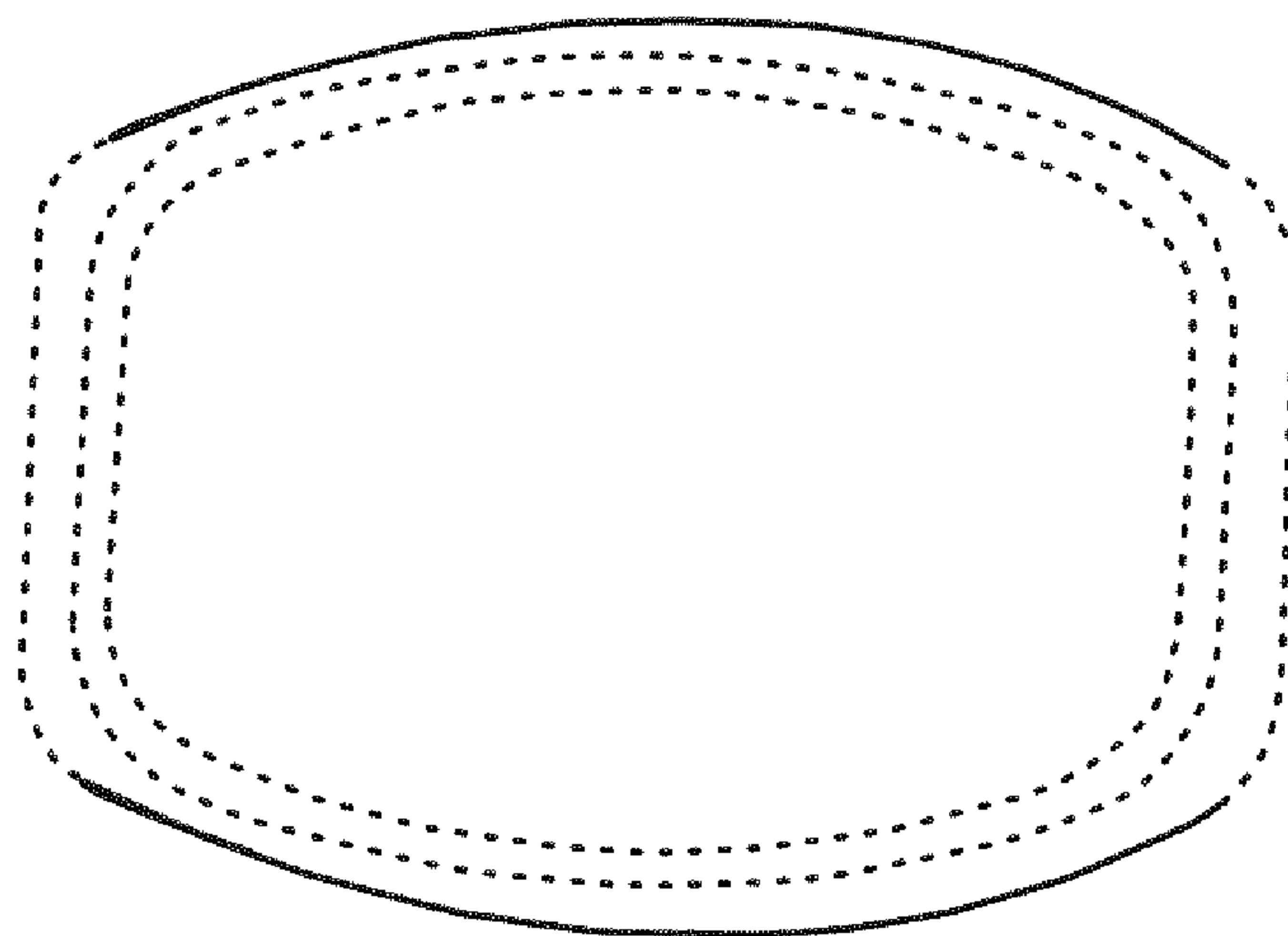


Fig. 7