



US00D650671S

(12) **United States Design Patent**
Althaus et al.

(10) **Patent No.:** **US D650,671 S**

(45) **Date of Patent:** **** Dec. 20, 2011**

(54) **CONTAINER**

(75) Inventors: **Lauren M. Althaus**, Cincinnati, OH (US); **Jason Patrick Shaw**, Middletown, OH (US); **Ian Andrew Carnduff**, New York, NY (US); **Paul Frank Diehl**, Brooklyn, NY (US); **Graham Clive Hufton**, New York, NY (US)

(73) Assignee: **The Gillette Company**, Boston, MA (US)

(**) Term: **14 Years**

(21) Appl. No.: **29/362,597**

(22) Filed: **May 27, 2010**

(51) **LOC (9) Cl.** **09-07**

(52) **U.S. Cl.** **D9/447; D9/448**

(58) **Field of Classification Search** D9/772,
D9/763, 690, 688, 686, 529, 516, 504, 449,
D9/448, 447, 445, 434; 222/557, 556, 402.13,
222/281; 220/377, 281

See application file for complete search history.

(56) **References Cited**

U.S. PATENT DOCUMENTS

D143,264 S *	12/1945	Boe	D9/688
D160,098 S *	9/1950	Lodes	D9/690
D165,072 S *	11/1951	Helig	D9/448
D177,796 S *	5/1956	Collins	D9/448
D225,731 S *	1/1973	Louie	D9/448
D240,711 S *	7/1976	Angleman	D9/726
4,448,316 A *	5/1984	Hiroshige	215/388
D325,348 S *	4/1992	Bishop et al.	D9/448
D337,044 S *	7/1993	Pronchick	D9/620
D339,527 S *	9/1993	Tobler	D9/448
D356,249 S *	3/1995	Abfier et al.	D9/448
D370,847 S *	6/1996	Lamb	D9/448
D373,083 S *	8/1996	Das	D9/447

D385,792 S *	11/1997	Sayers et al.	D9/448
D395,597 S *	6/1998	Lamb	D9/688
D407,644 S *	4/1999	de Maillard et al.	D9/448
D414,697 S *	10/1999	Sayers	D9/448
D419,877 S *	2/2000	Sayers	D9/448
D457,429 S *	5/2002	Walters	D9/448
D460,358 S *	7/2002	Ciolino	D9/447
D482,286 S *	11/2003	Samson et al.	D9/522
6,688,501 B2 *	2/2004	DeGroot et al.	222/556
D501,139 S *	1/2005	Conway et al.	D9/444
D512,310 S *	12/2005	Hite	D9/454
D530,622 S *	10/2006	Geiberger	D9/688
D537,715 S *	3/2007	Downey et al.	D9/448
D541,654 S *	5/2007	Pietrowski et al.	D9/448
D551,076 S *	9/2007	Bloc	D9/448
D565,947 S *	4/2008	Downey et al.	D9/448
D612,747 S *	3/2010	Ball	D9/772
D625,998 S *	10/2010	Claassen	D9/448

(Continued)

Primary Examiner — Susan Bennett Hattan

(74) *Attorney, Agent, or Firm* — Ronald Terk Sia; Kevin C. Johnson; Steven W. Miller


(57) **CLAIM**

The ornamental design for a container, as shown and described.

DESCRIPTION

FIG. 1 is a side elevational view of an ornamental appearance of container, in accordance with the present invention; FIG. 2 is a front view of the container of FIG. 1; FIG. 3 is rear view of the container of FIG. 1; FIG. 4 is a side planar view of the container of FIG. 1; FIG. 5 is another side planar view of the container of FIG. 1, opposite the side view shown in FIG. 4; FIG. 6 is a top planar view of the container of FIG. 1; and, FIG. 7 is a bottom planar view of the container of FIG. 1. The broken lines are shown for illustrative purposes only and form no part of the claimed design.

1 Claim, 4 Drawing Sheets



US D650,671 S

Page 2

U.S. PATENT DOCUMENTS

D627,663 S *	11/2010	Kruetzkamp et al.	D9/687	D632,588 S *	2/2011	George	D9/772
D630,093 S *	1/2011	Bardet	D9/438	2002/0012565 A1 *	1/2002	Sirna et al.	401/209
				* cited by examiner			




Fig. 1




Fig. 2



Fig. 3




Fig. 4




Fig. 5

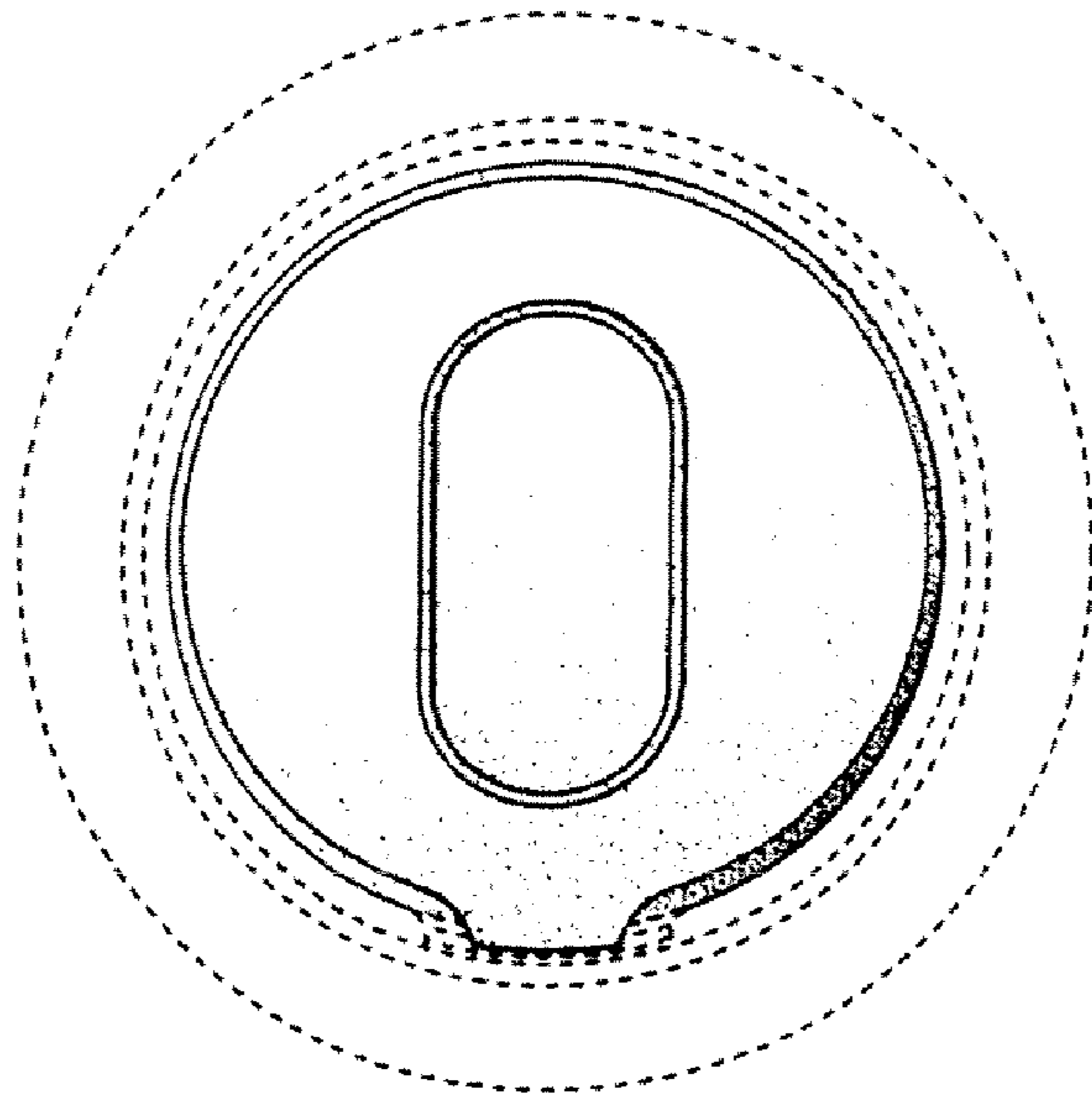


Fig. 6

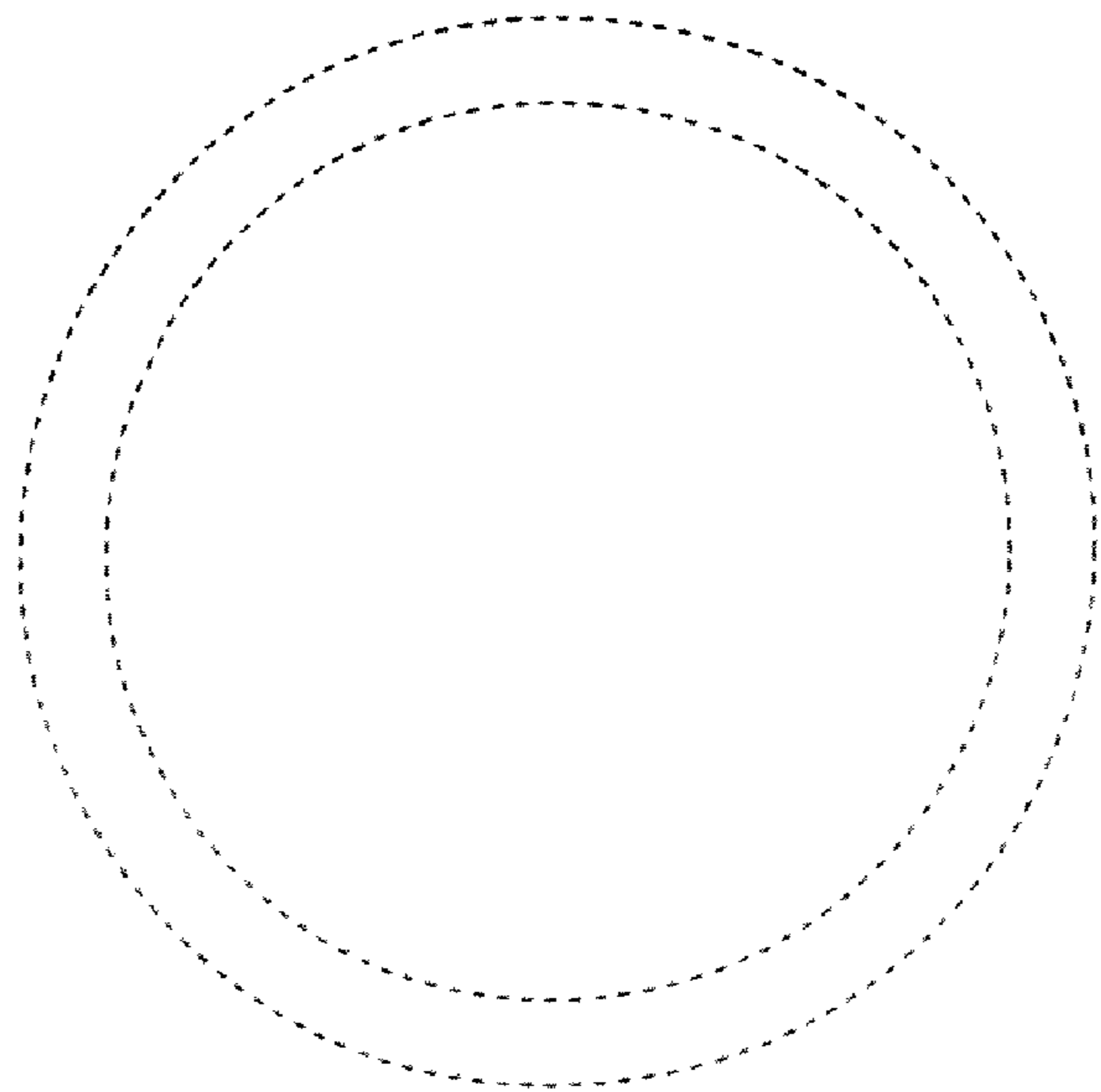


Fig. 7