



US00D650653S

(12) **United States Design Patent**
Colangelo

(10) **Patent No.:** **US D650,653 S**

(45) **Date of Patent:** **** Dec. 20, 2011**

(54) **HAMMER**

(76) Inventor: **Mel Colangelo**, Phoenix, AZ (US)

(**) Term: **14 Years**

(21) Appl. No.: **29/361,914**

(22) Filed: **May 17, 2010**

(51) **LOC (9) Cl.** **08-02**

(52) **U.S. Cl.** **D8/80**

(58) **Field of Classification Search** D8/11,

D8/75-81, 107; 7/145; 30/308.1; 144/195.5;

81/19-24, 26, 489; 76/103; D24/102

See application file for complete search history.

D430,473 S * 9/2000 Ryu D8/75
RE39,008 E * 3/2006 Ryu D8/80
D622,330 S * 8/2010 Jablonski et al. D21/567
D633,957 S * 3/2011 Brown et al. D21/567
2004/0147929 A1* 7/2004 Biedermann et al. 606/61
2006/0106462 A1* 5/2006 Tsou 623/17.16

* cited by examiner

Primary Examiner — Adir Aronovich

Assistant Examiner — Roselynn Cody

(74) *Attorney, Agent, or Firm* — Booth Udall, PLC

(57) **CLAIM**

The ornamental design for a hammer, as shown and described.

DESCRIPTION

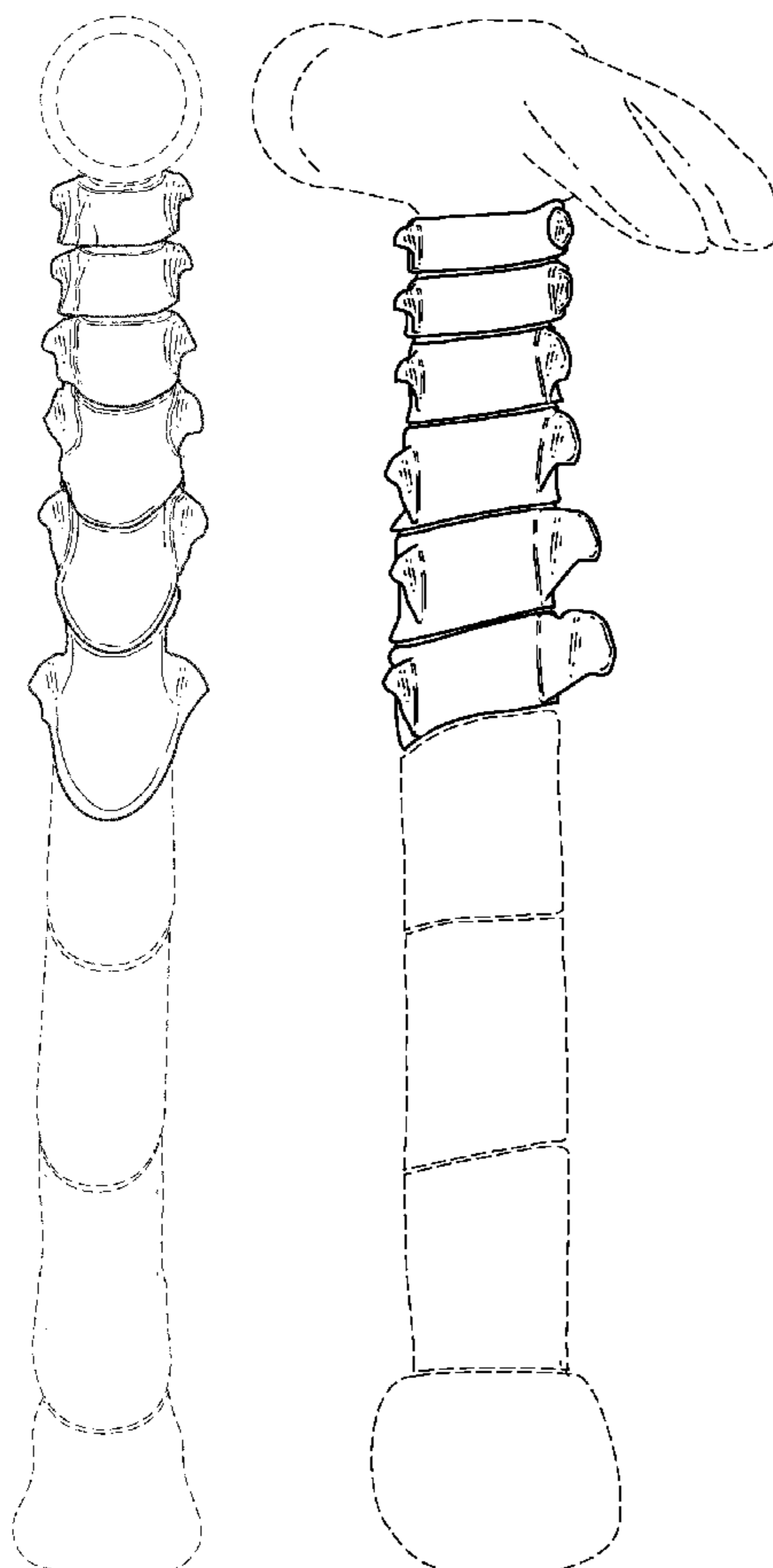
FIG. 1 is a front view of a hammer;
FIG. 2 is a left side view thereof;
FIG. 3 is a right side view thereof;
FIG. 4 is a rear view thereof;
FIG. 5 is a top view thereof;
FIG. 6 is a bottom view thereof; and,
FIG. 7 is a rear perspective view thereof.
Any broken lines shown in the Figures are for illustrative purposes only and form no part of the claimed design.

1 Claim, 7 Drawing Sheets

(56) **References Cited**

U.S. PATENT DOCUMENTS

| | | | | |
|---------------|---------|-----------|-------|----------|
| D20,001 S * | 7/1890 | Schmidt | | D3/14 |
| D139,475 S * | 11/1944 | Laughlin | | D8/80 |
| 4,718,313 A * | 1/1988 | Yamaguchi | | 81/23 |
| 4,738,166 A * | 4/1988 | Yamaguchi | | 81/22 |
| 5,056,381 A * | 10/1991 | Carmein | | 76/103 |
| 5,484,437 A * | 1/1996 | Michelson | | 606/86 A |
| D372,743 S * | 8/1996 | Ringo | | D21/400 |
| D419,416 S * | 1/2000 | Ryu | | D8/75 |
| D422,471 S * | 4/2000 | Ryu | | D8/75 |
| D428,788 S * | 8/2000 | Ryu | | D8/80 |
| D429,135 S * | 8/2000 | Ryu | | D8/80 |



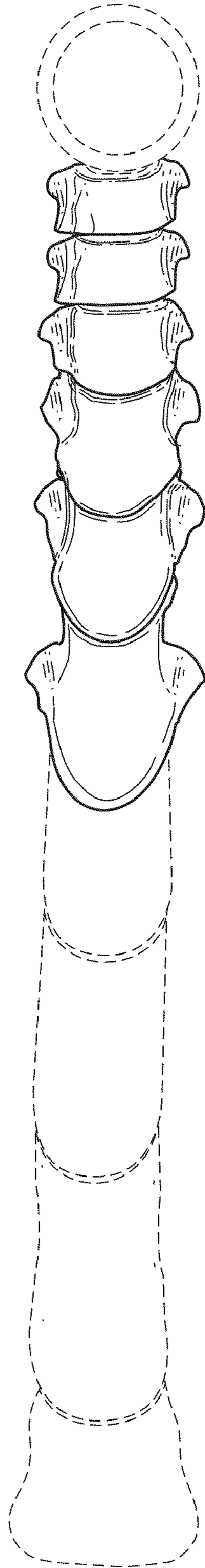


Fig. 1

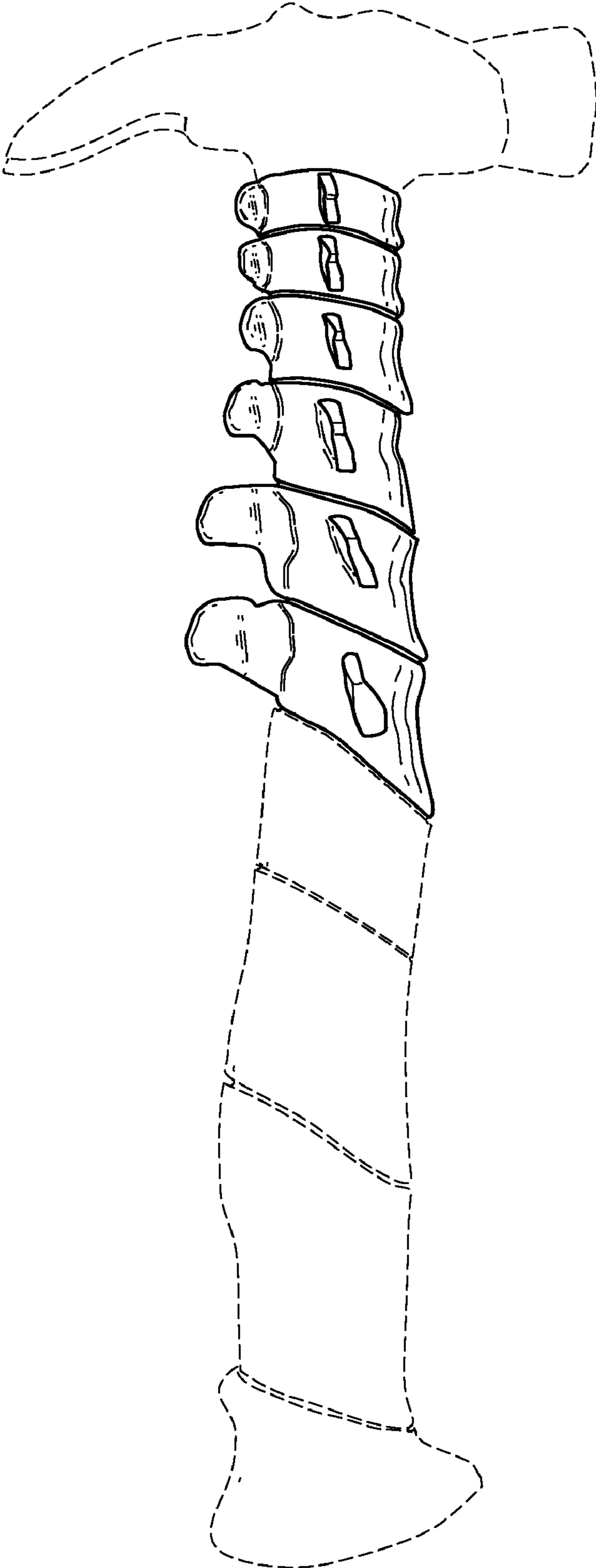


Fig. 2

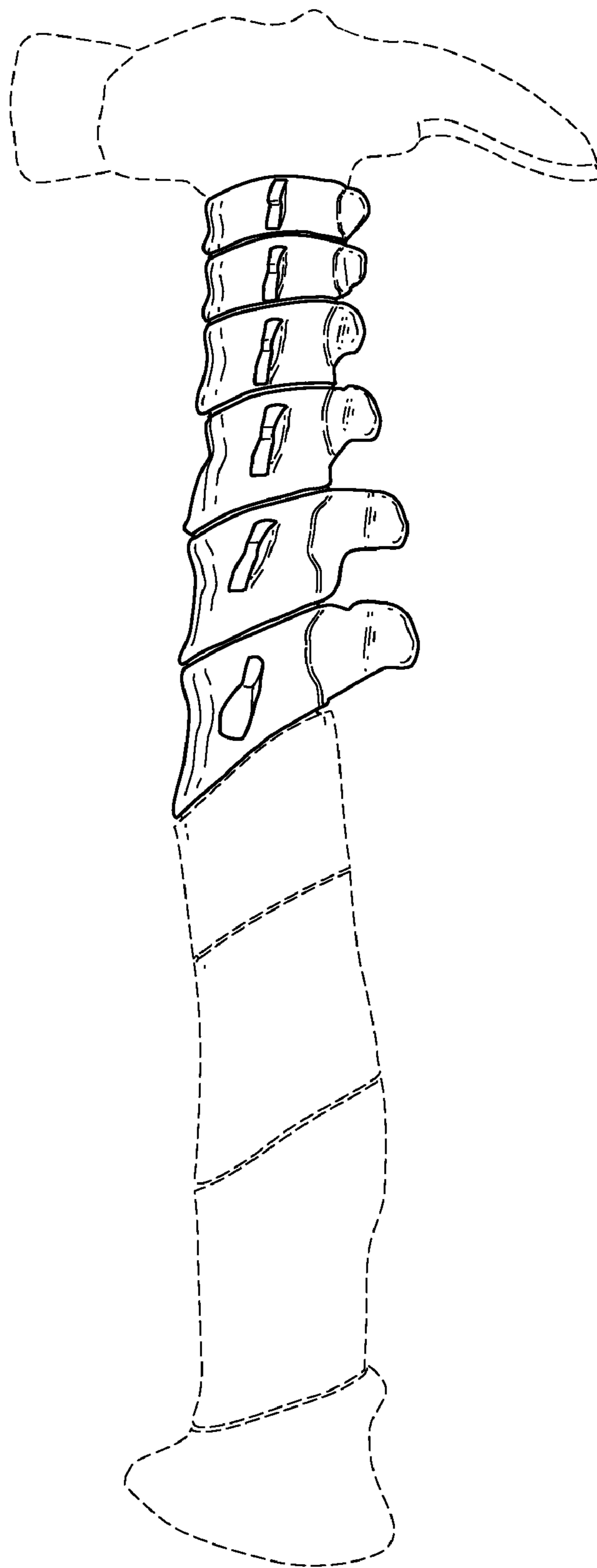


Fig. 3

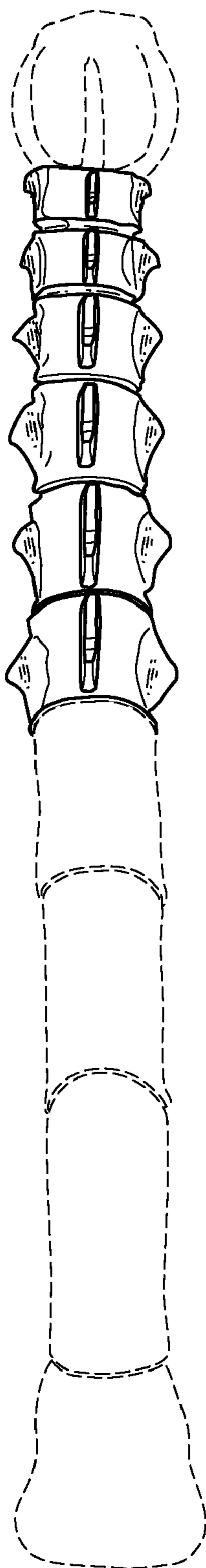


Fig. 4

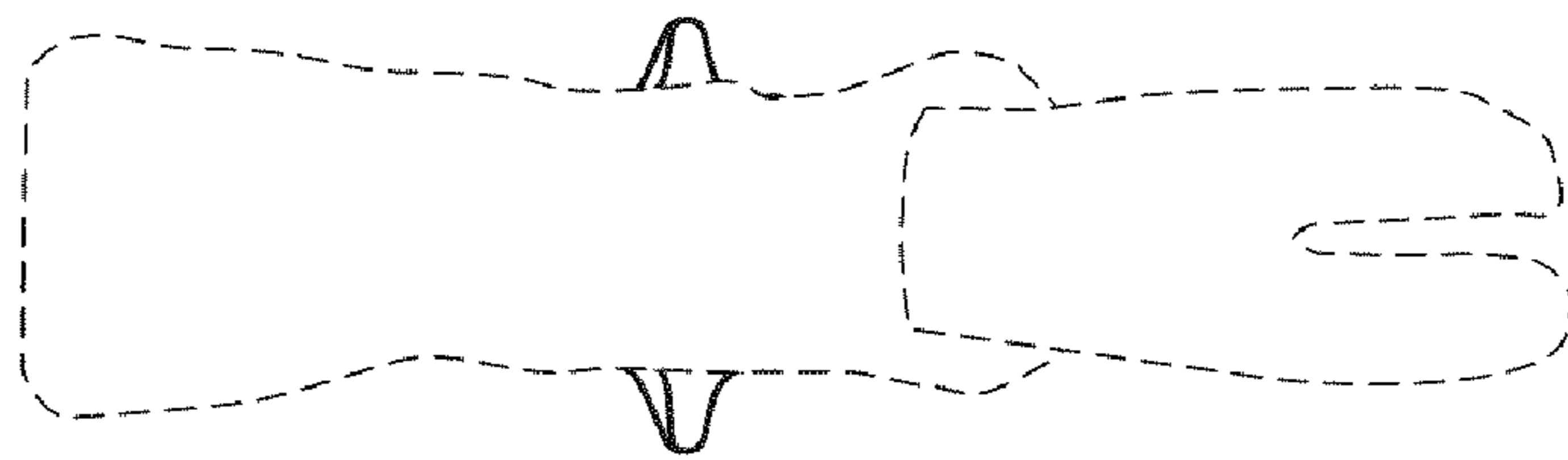


Fig. 5

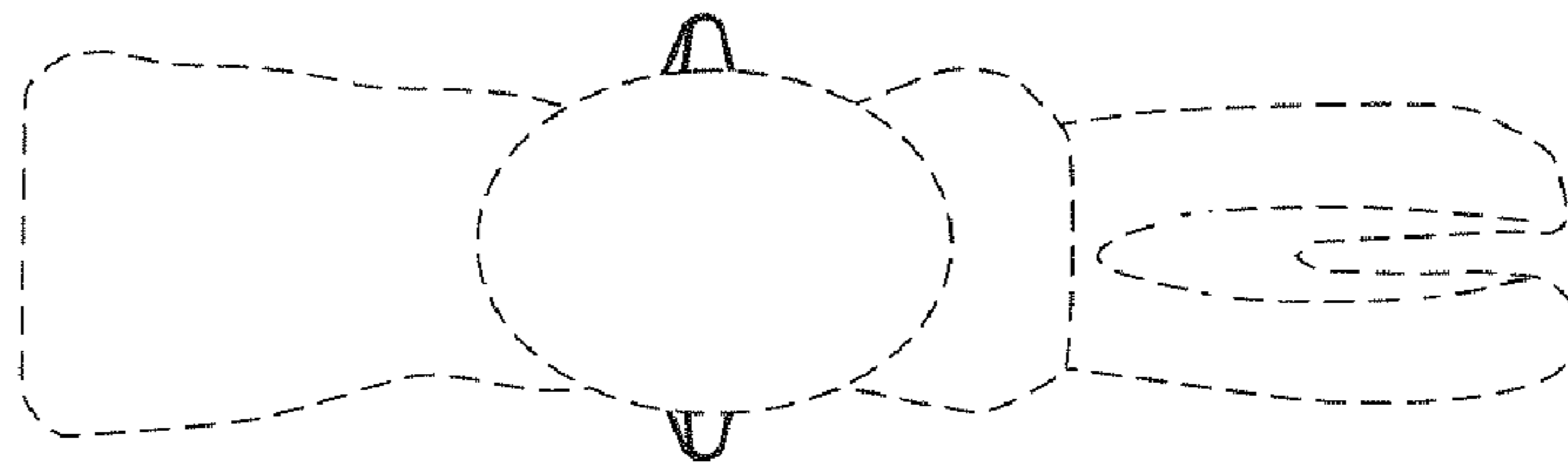


Fig. 6

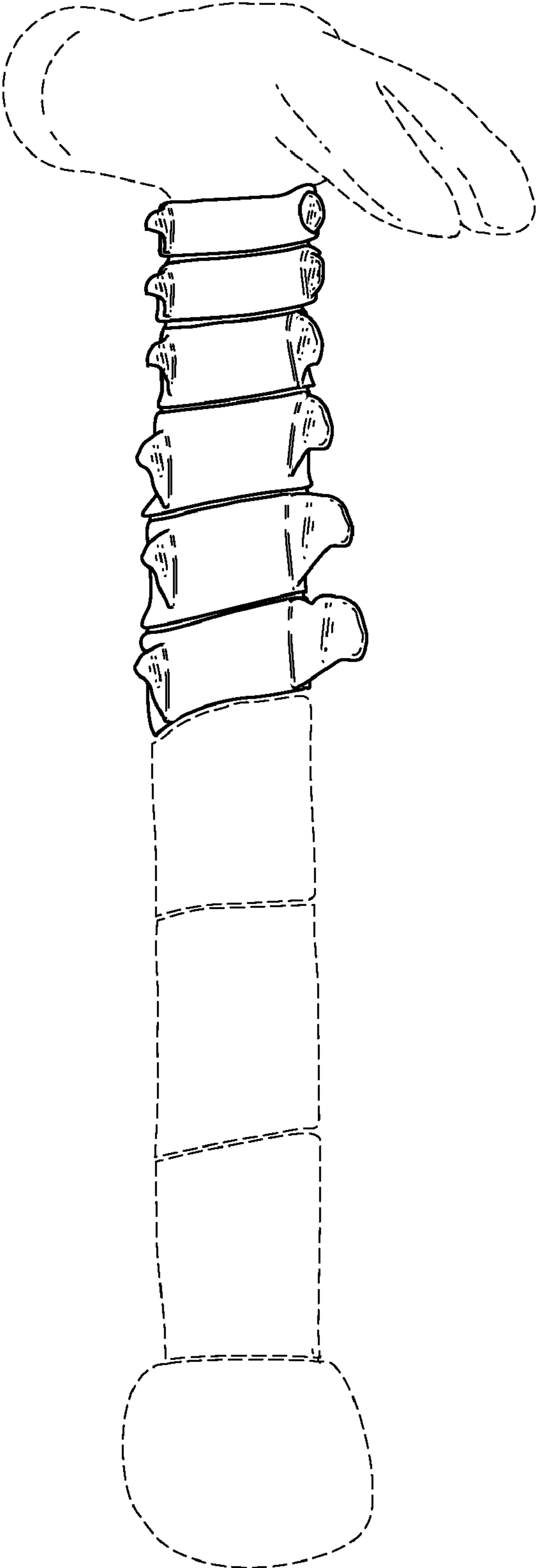


Fig. 7