



US00D650648S

(12) **United States Design Patent**
Groten

(10) **Patent No.:** **US D650,648 S**

(45) **Date of Patent:** **** Dec. 20, 2011**

(54) **PLIERS**

(75) Inventor: **Andreas H. Groten**, Ahaus (DE)

(73) Assignee: **Orbis Will GmbH + Co. KG**, Ahaus (DE)

(**) Term: **14 Years**

(21) Appl. No.: **29/378,756**

(22) Filed: **Nov. 9, 2010**

(51) **LOC (9) Cl.** **08-05**

(52) **U.S. Cl.** **D8/52**

(58) **Field of Classification Search** D8/58,
D8/57, 56, 55, 54, 52, 50, 4, 22, 20, 18, 107,
D8/105, 104; D24/153, 143; D22/150, 149;
D21/532; 81/302-304, 319, 320, 335, 336,
81/339-344, 368-370, 411; 72/409.01-409.04;
7/107, 127-134; 29/229, 268; 140/118,
140/119

See application file for complete search history.

(56) **References Cited**

U.S. PATENT DOCUMENTS

D177,537 S *	4/1956	Schinske	D8/58
D262,090 S *	12/1981	Wahlberg	D8/58
D310,951 S *	10/1990	Monnet	D8/52
D369,534 S *	5/1996	Liou	D8/52
D424,393 S *	5/2000	Lamond et al.	D8/58
D424,394 S *	5/2000	Lamond et al.	D8/58

D449,501 S *	10/2001	Lamond et al.	D8/52
D458,821 S *	6/2002	Peperkorn et al.	D8/52
D483,634 S *	12/2003	Jansson et al.	D8/52
D486,047 S *	2/2004	Jansson et al.	D8/52
D494,040 S *	8/2004	Phillips	D8/107
D525,497 S *	7/2006	Hermann	D8/52
7,114,208 B1 *	10/2006	Borst	7/108
D577,563 S *	9/2008	Chen	D8/107
D578,369 S *	10/2008	Chen	D8/107
D604,579 S *	11/2009	Robinson et al.	D8/52
D604,580 S *	11/2009	Robinson et al.	D8/52
D615,254 S *	5/2010	Manheimer et al.	D30/158
D618,299 S *	6/2010	Steiner	D22/149
D637,054 S *	5/2011	Schleiminger et al.	D8/52

* cited by examiner

Primary Examiner — Austin Murphy

(74) *Attorney, Agent, or Firm* — Patricia M. Mathers


(57) **CLAIM**

The ornamental design for pliers, as shown and described.

DESCRIPTION

FIG. 1 is a front elevational view of a pliers.
FIG. 2 is a rear elevational view of the pliers of FIG. 1.
FIG. 3 is a right elevational view of the pliers of FIG. 1.
FIG. 4 is a left elevational view of the pliers of FIG. 1.
FIG. 5 is a top plane view of the pliers of FIG. 1.
FIG. 6 is a bottom plane view of the pliers of FIG. 1; and,
FIG. 7 is a perspective view of the pliers of FIG. 1.
The broken lines showing the handle grips of the pliers are not claimed as part of the inventive design.

1 Claim, 7 Drawing Sheets



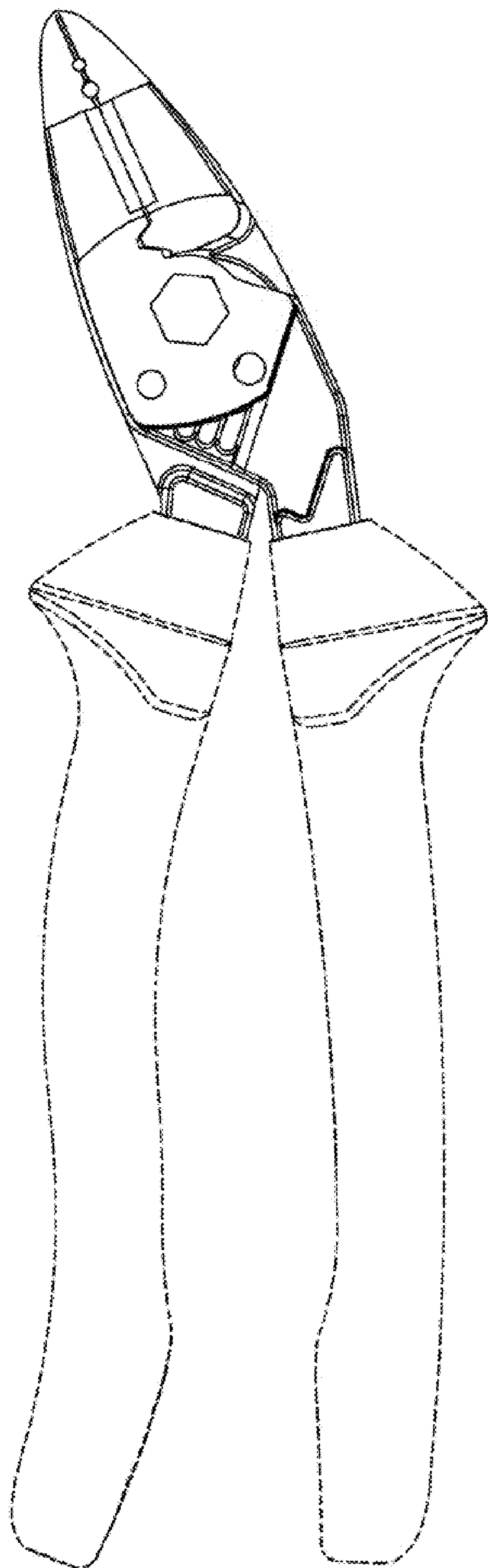


FIG. 1

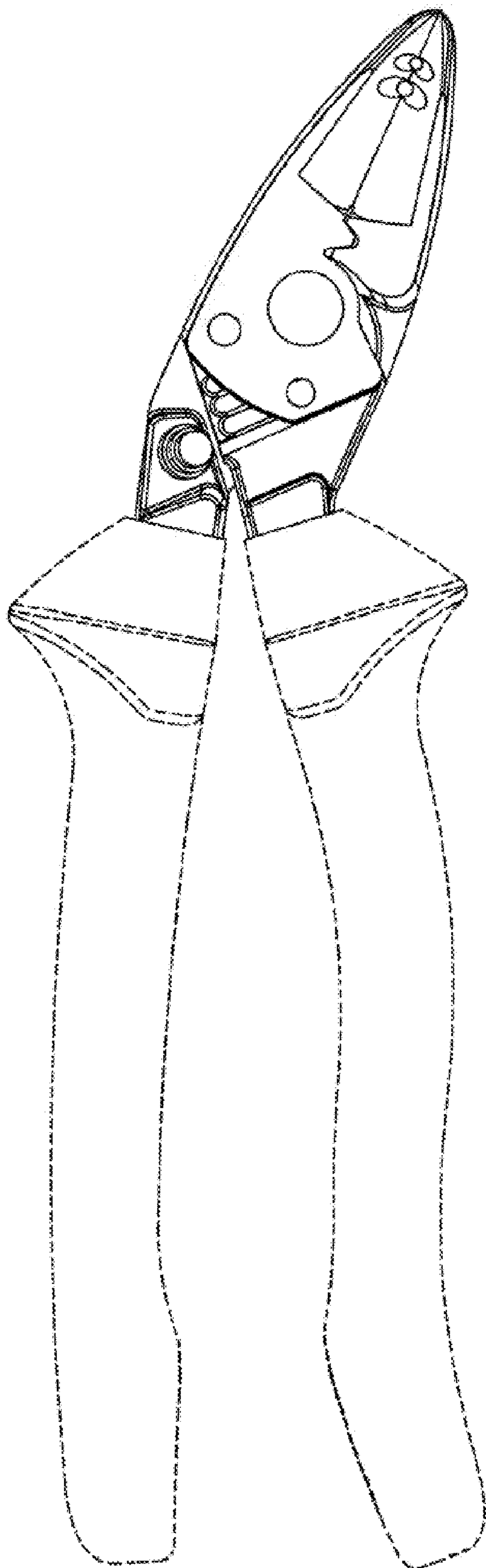


FIG. 2

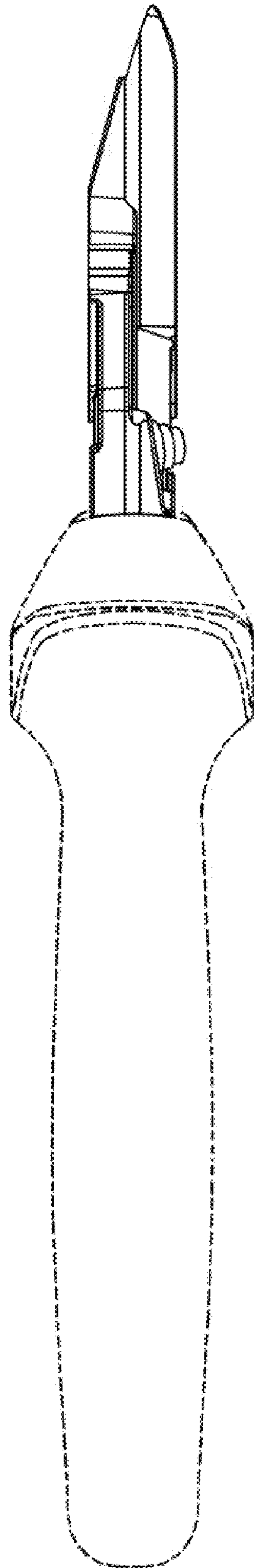


FIG. 3

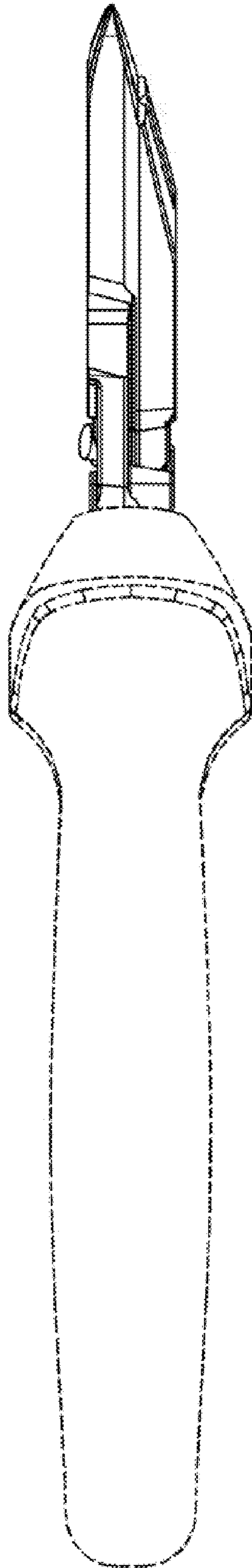


FIG. 4

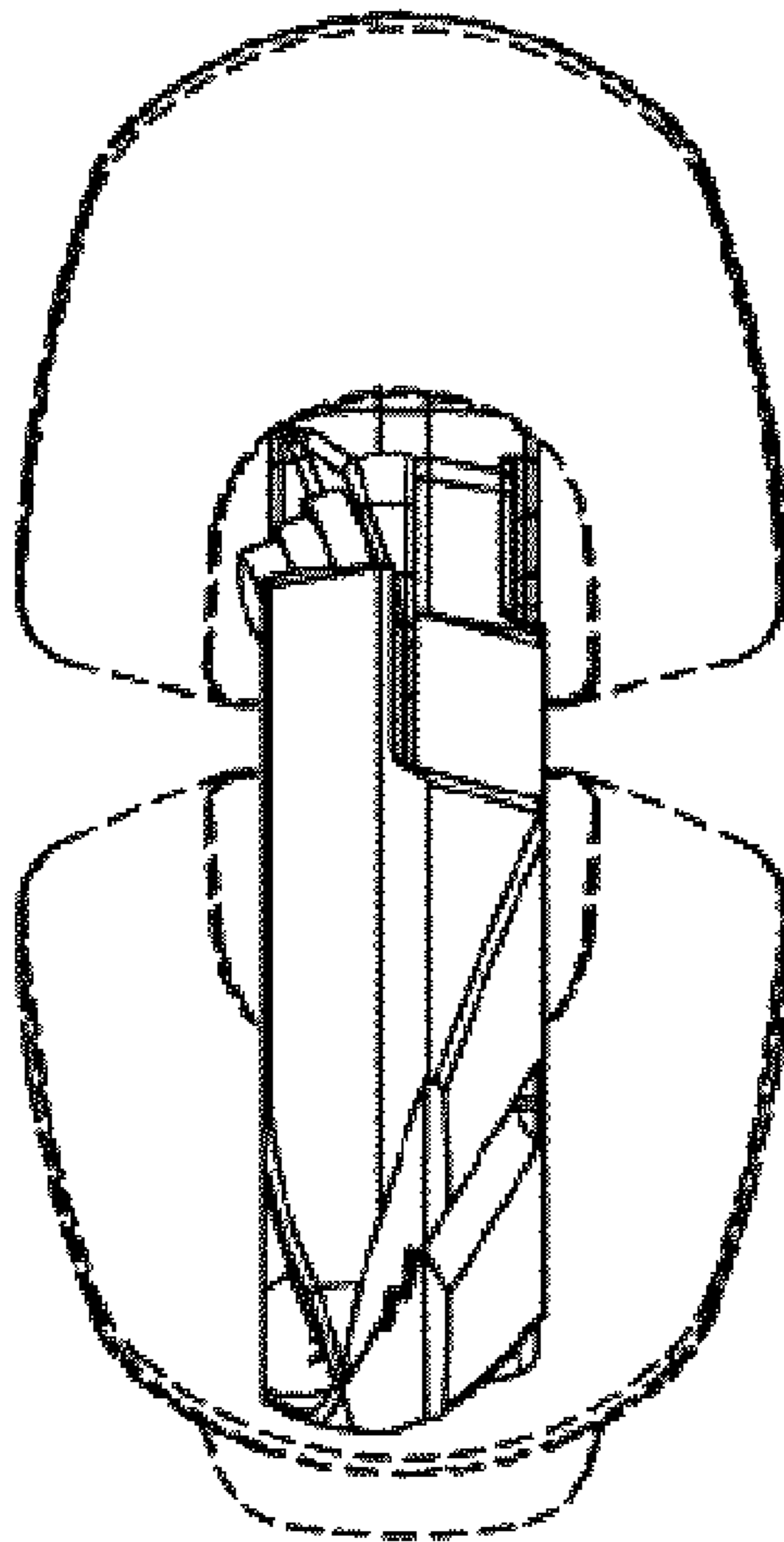


FIG. 5

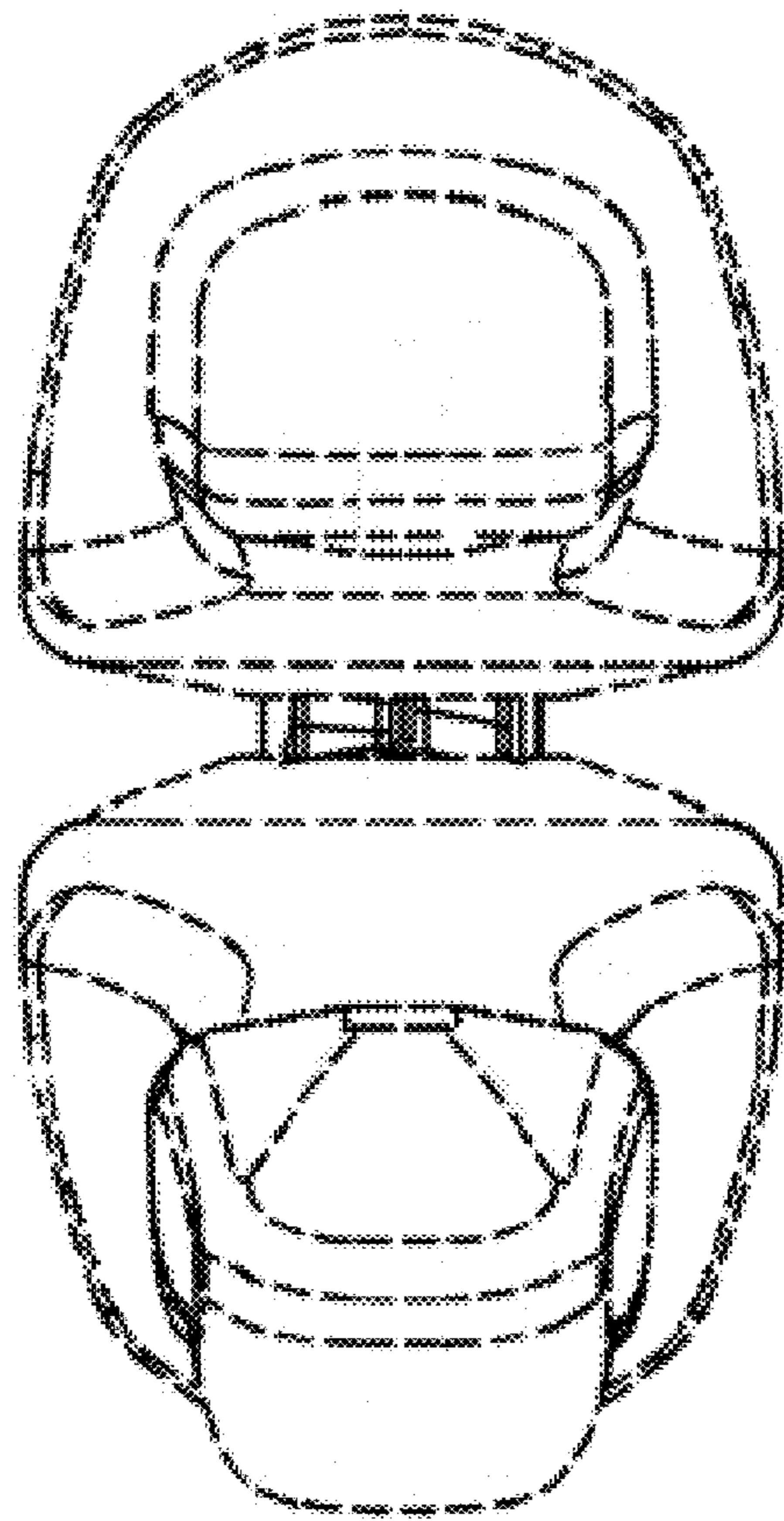


FIG. 6




FIG. 7