



US00D650646S

(12) **United States Design Patent**  
**Weng et al.**

(10) **Patent No.:** **US D650,646 S**

(45) **Date of Patent:** **\*\* Dec. 20, 2011**

(54) **UNIVERSAL WRENCH**

(76) Inventors: **Lin Lin Weng**, Ontario, CA (US);  
**Hengjian Weng**, Jiangdu (CN)

(\*\*) Term: **14 Years**

(21) Appl. No.: **29/373,136**

(22) Filed: **Mar. 7, 2011**

(51) **LOC (9) Cl.** ..... **08-05**

(52) **U.S. Cl.** ..... **D8/22; D8/25**

(58) **Field of Classification Search** ..... D8/17,  
D8/21-29, 97, 107; 81/60, 177.1, 177.85,  
81/121.1, 124.3, 165-170, 110.1, 176.2,  
81/124.6, 176.1, 176.15, 177.2, 186; 16/110.1;  
D15/144.1; 219/75, 227, 229, 121.16, 121.18  
See application file for complete search history.

(56) **References Cited**

**U.S. PATENT DOCUMENTS**

|           |      |         |             |       |        |
|-----------|------|---------|-------------|-------|--------|
| 6,314,842 | B1 * | 11/2001 | Hsieh       | ..... | 81/170 |
| D465,706  | S *  | 11/2002 | Ravaillault | ..... | D8/22  |
| D481,597  | S *  | 11/2003 | Hsieh       | ..... | D8/22  |
| D597,808  | S *  | 8/2009  | Lee et al.  | ..... | D8/22  |

|              |      |         |                 |       |          |
|--------------|------|---------|-----------------|-------|----------|
| D599,179     | S *  | 9/2009  | Robinson et al. | ..... | D8/22    |
| D604,130     | S *  | 11/2009 | Macor           | ..... | D8/22    |
| 2003/0079570 | A1 * | 5/2003  | Chen            | ..... | 81/60    |
| 2003/0080076 | A1 * | 5/2003  | Hu              | ..... | 211/70.6 |
| 2004/0163503 | A1 * | 8/2004  | Hsien           | ..... | 81/177.8 |
| 2010/0018357 | A1 * | 1/2010  | Hu              | ..... | 81/63.1  |

\* cited by examiner

*Primary Examiner* — Raphael Barkai

*Assistant Examiner* — Randall H Gholson

(74) *Attorney, Agent, or Firm* — Raymond Y. Chan; David and Raymond Patent Firm

(57) **CLAIM**

The ornamental design for a universal wrench, as shown and described.

**DESCRIPTION**

FIG. 1 is a perspective view of universal wrench showing my new design.

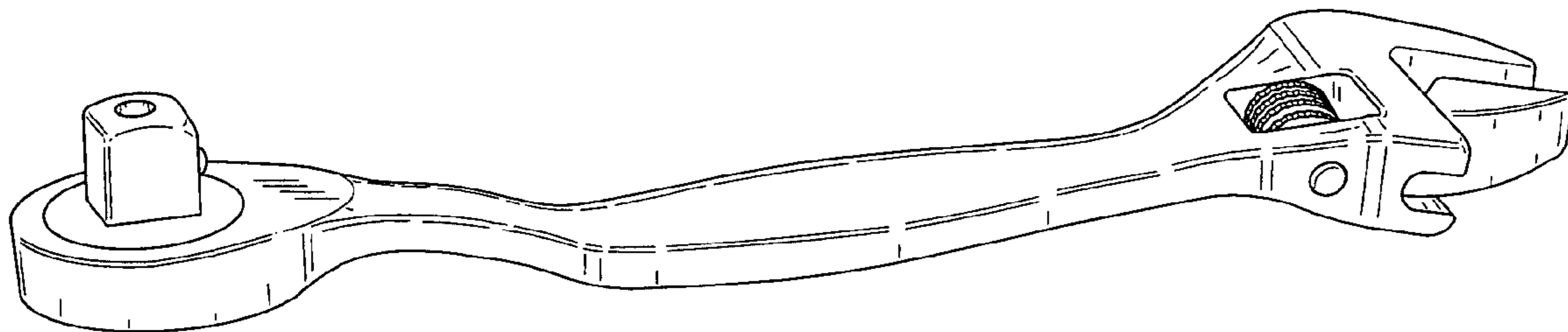
FIG. 2 is a top view thereof.

FIG. 3 is a bottom view thereof.

FIG. 4 is a right view thereof; and,

FIG. 5 is a left view thereof.

**1 Claim, 5 Drawing Sheets**



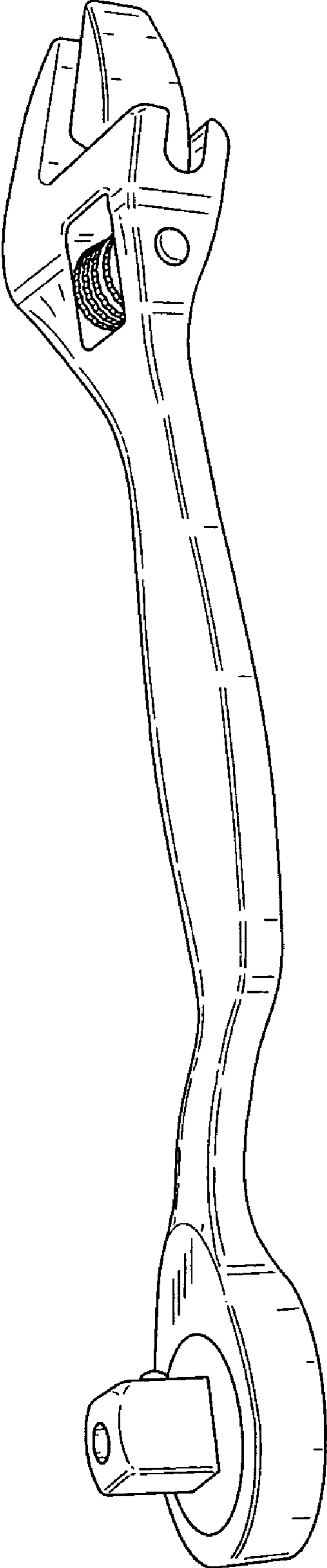


FIG. 1

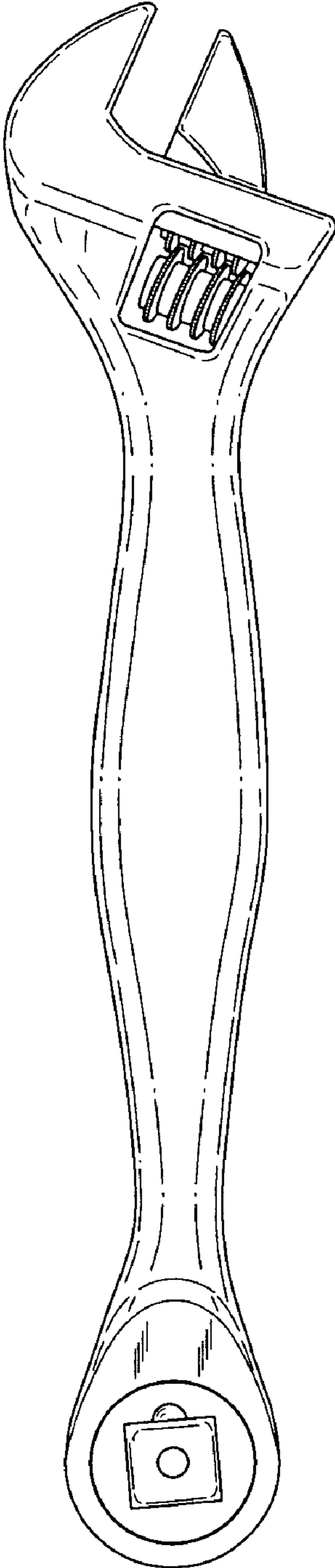


FIG. 2

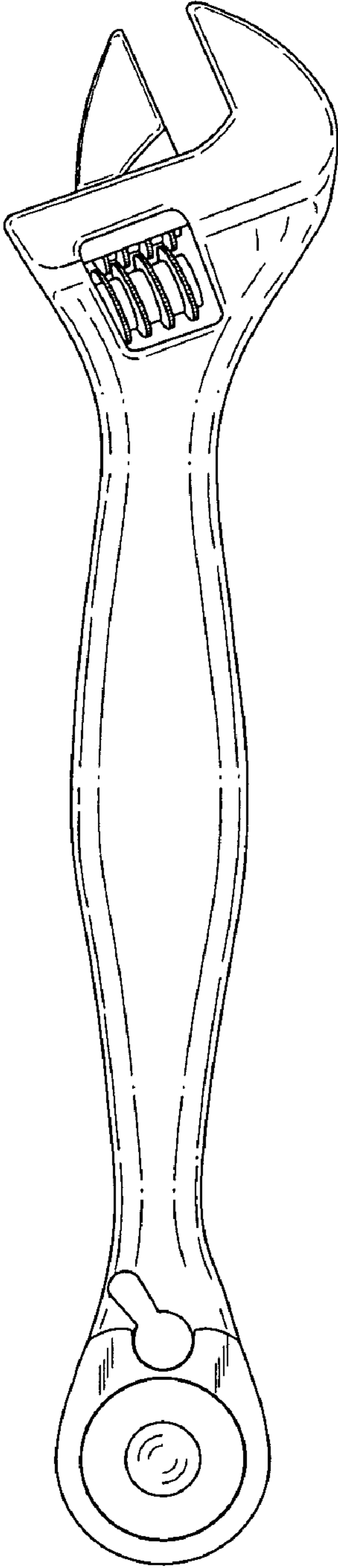


FIG.3

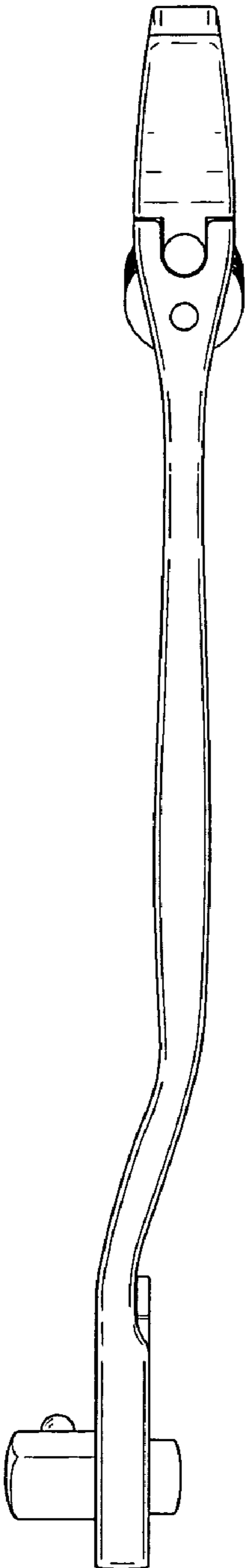


FIG. 4

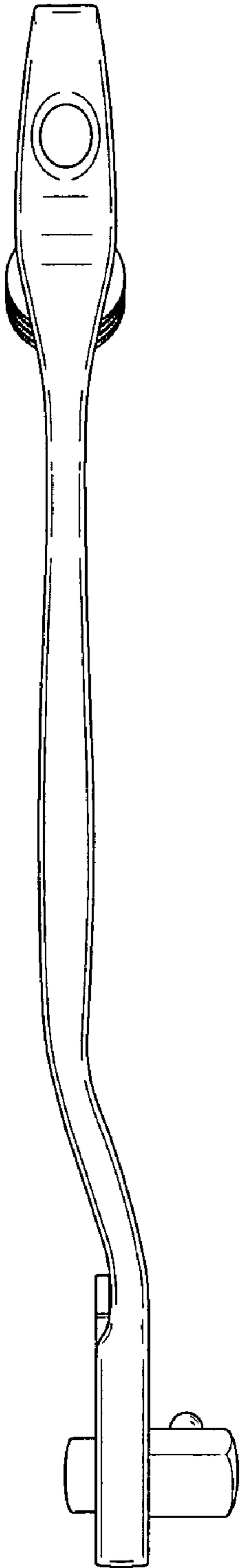


FIG. 5