



US00D650644S

(12) **United States Design Patent**
Dosch et al.

(10) **Patent No.:** **US D650,644 S**

(45) **Date of Patent:** **** Dec. 20, 2011**

(54) **TRUNCATED BOX WRENCH**

(76) Inventors: **Andrew Dosch**, Tucson, AZ (US);
William Farmer, Tucson, AZ (US)

(**) Term: **14 Years**

(21) Appl. No.: **29/390,553**

(22) Filed: **Apr. 26, 2011**

(51) **LOC (9) Cl.** **08-05**

(52) **U.S. Cl.** **D8/21; D8/28**

(58) **Field of Classification Search** D8/21-29;
81/60, 177.1, 177.85, 121.1, 124.3, 165-170,
81/110.1, 176.2, 124.6, 176.1, 176.15, 177.2;
16/110.1; D15/144.1; 219/75, 227, 229,
219/121.16, 121.18

See application file for complete search history.

(56) **References Cited**

U.S. PATENT DOCUMENTS

D344,223	S	*	2/1994	Kubicek	D8/25
5,282,830	A	*	2/1994	Reynolds	81/90.1
5,832,795	A	*	11/1998	Reynolds	81/180.1
D427,866	S	*	7/2000	Chabot	D8/28
D462,245	S	*	9/2002	Friedman et al.	D8/21
D464,239	S	*	10/2002	Hamlin	D8/27

D489,234	S	*	5/2004	Pyper et al.	D8/27
D574,680	S	*	8/2008	Oldknow	D8/28
D584,932	S	*	1/2009	Chang	D8/27
D601,393	S	*	10/2009	Cui	D8/17
2010/0257979	A1	*	10/2010	Zhan	81/58.2

* cited by examiner

Primary Examiner — Raphael Barkai

Assistant Examiner — Randall H Gholson

(74) *Attorney, Agent, or Firm* — Nikin L. Gray; Quarles & Brady LLP

(57) **CLAIM**

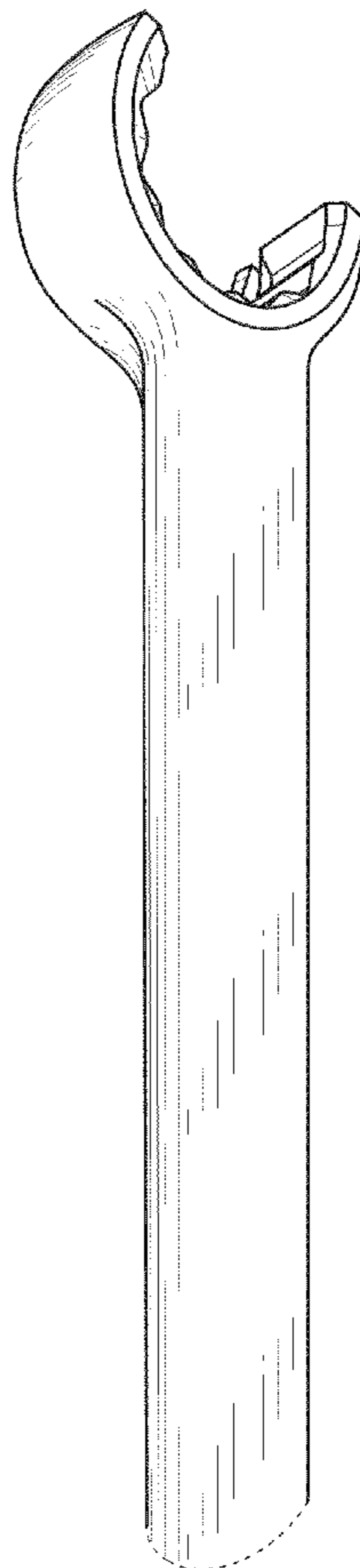
The ornamental design for a truncated box wrench, as shown and described.

DESCRIPTION

FIG. 1 is a perspective view of the design of this invention;
FIG. 2 is a front view thereof;
FIG. 3 is a back view thereof;
FIG. 4 is a top end view thereof;
FIG. 5 is a bottom end view thereof;
FIG. 6 is a first side view thereof; and,
FIG. 7 is a second side view thereof.

The broken lines shown on the handle which define the bounds of the claimed design form no part thereof.

1 Claim, 3 Drawing Sheets



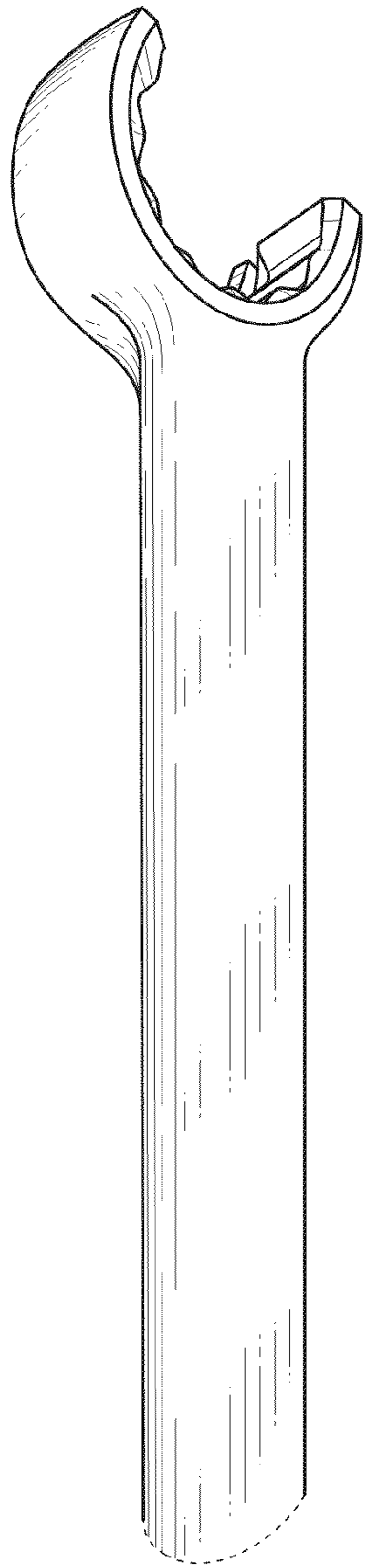


FIG. 1

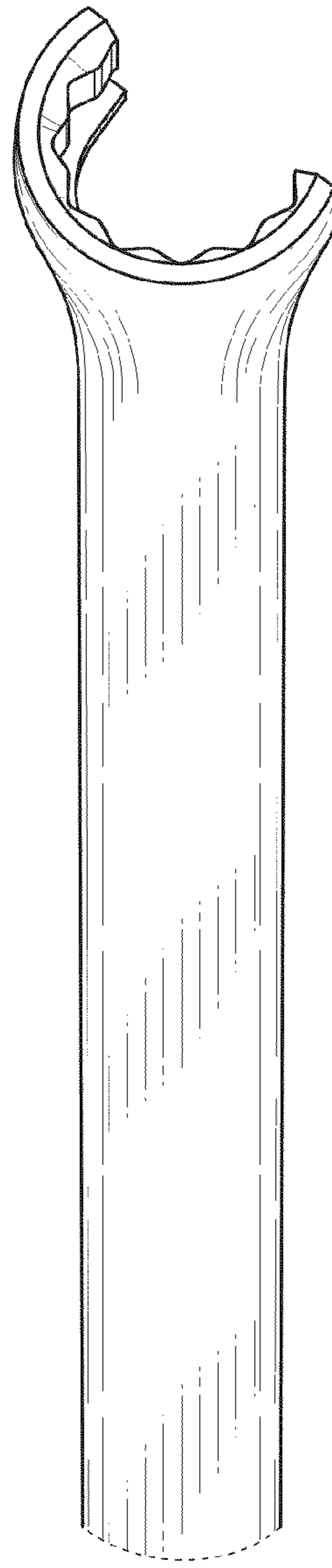


FIG. 2

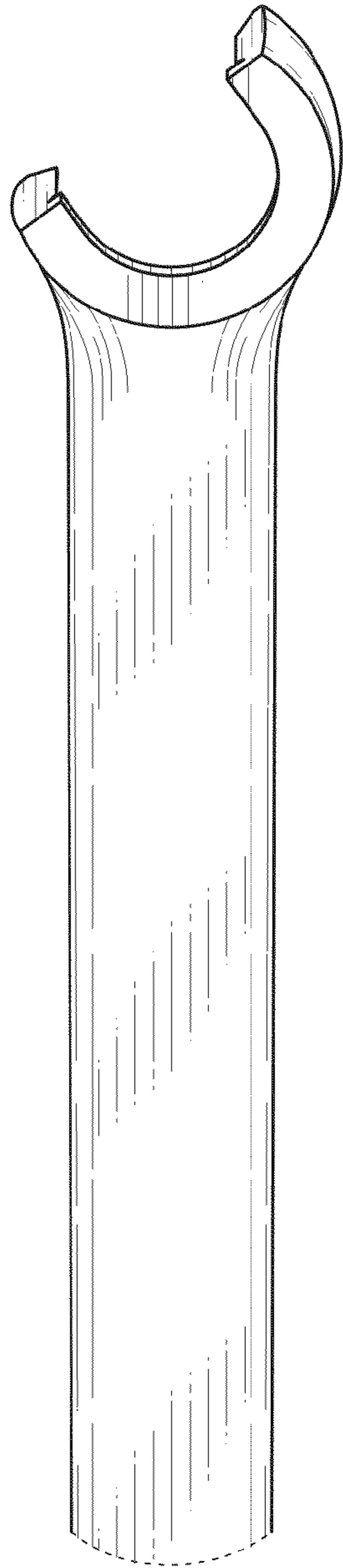


FIG. 3

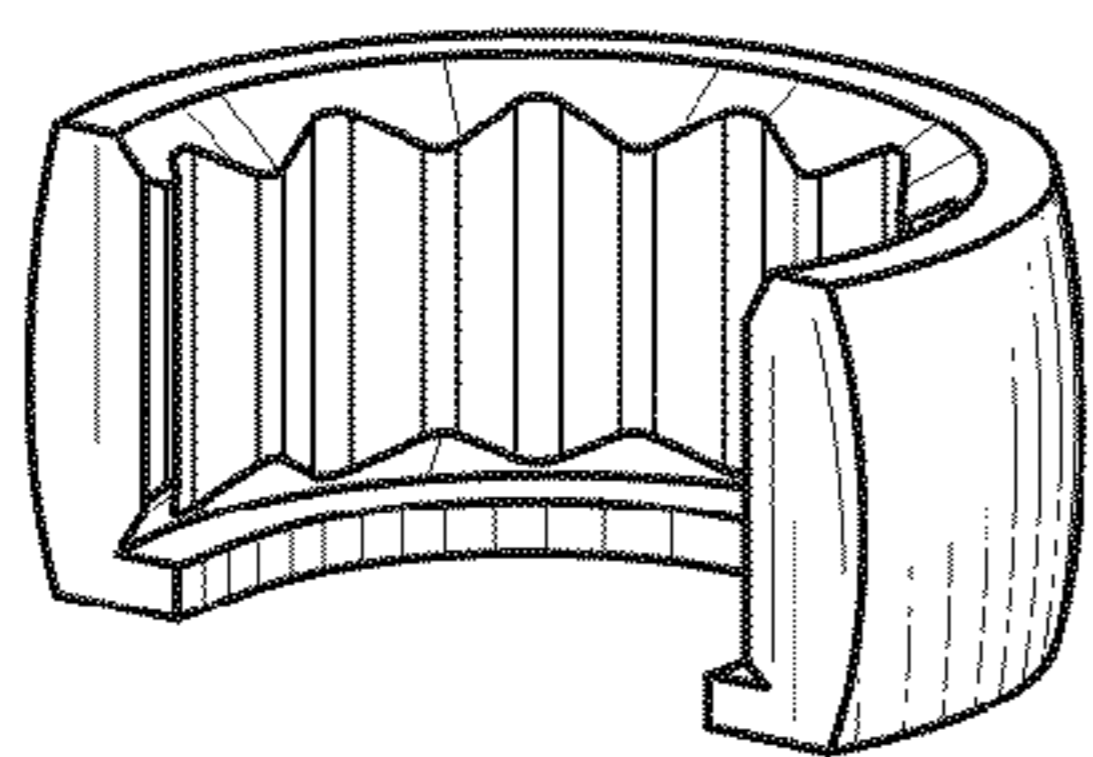


FIG. 4

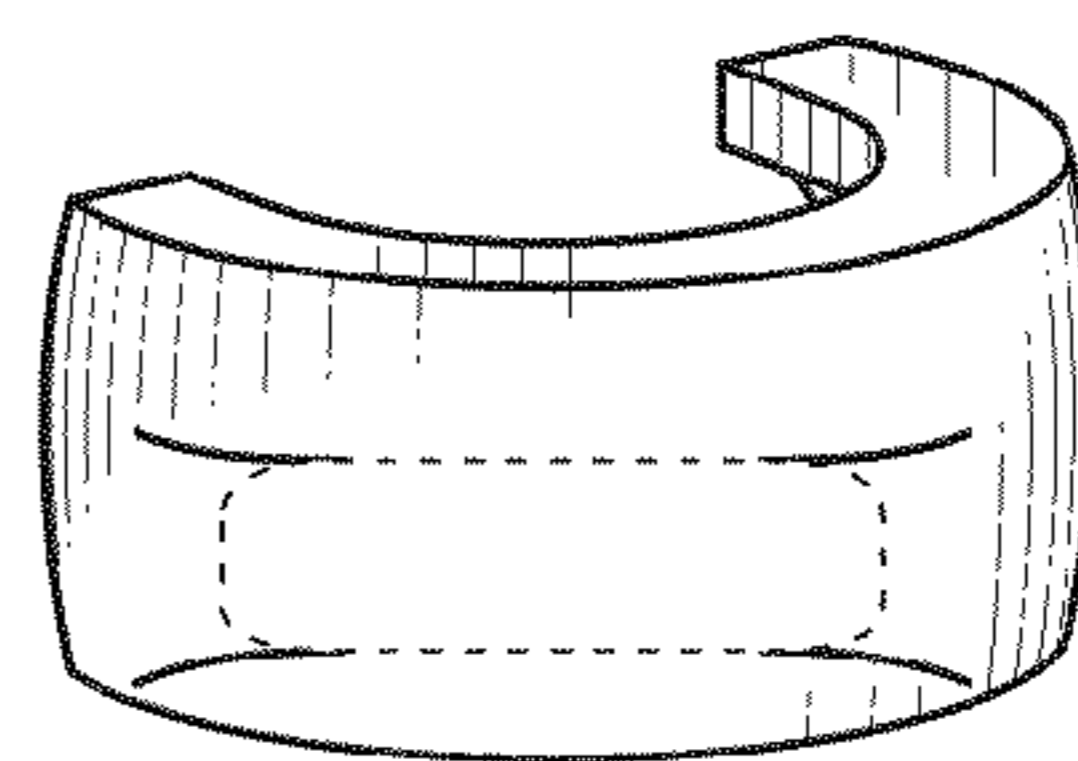


FIG. 5

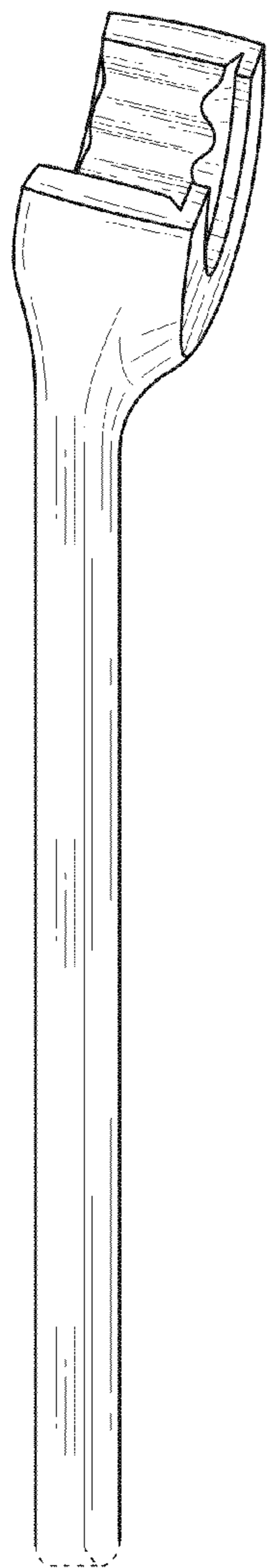


FIG. 6

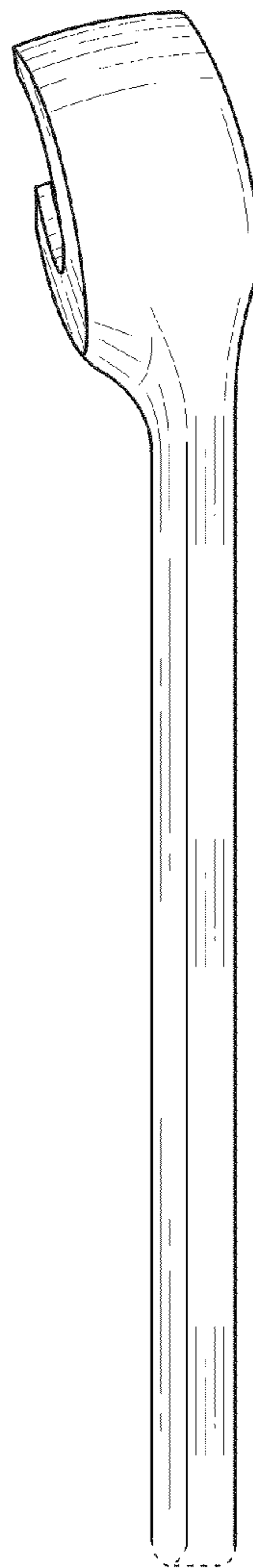


FIG. 7