



US00D650626S

(12) **United States Design Patent**
Bodum

(10) **Patent No.:** **US D650,626 S**

(45) **Date of Patent:** **** Dec. 20, 2011**

(54) **COFFEE MAKER**

(75) Inventor: **Jørgen Bodum**, Meggen (CH)

(73) Assignee: **PI-Design AG**, Triengen (CH)

(**) Term: **14 Years**

(21) Appl. No.: **29/369,926**

(22) Filed: **Sep. 15, 2010**

(30) **Foreign Application Priority Data**

Apr. 30, 2010 (WO) DM/073 550

(51) **LOC (9) Cl.** **07-01**

(52) **U.S. Cl.** **D7/309; D7/310; D7/311**

(58) **Field of Classification Search** D7/306-311;
99/283, 280, 307

See application file for complete search history.

(56) **References Cited**

U.S. PATENT DOCUMENTS

D243,737 S *	3/1977	Painter	D7/309
D255,529 S *	6/1980	Dziekonski	D7/309
D267,325 S *	12/1982	Zimmerman et al.	D7/309
D291,765 S *	9/1987	Takada et al.	D7/309
5,233,914 A *	8/1993	English	99/282
D356,923 S *	4/1995	Reinardy et al.	D7/309
D454,023 S *	3/2002	Wang	D7/309
D481,902 S *	11/2003	O'Connor et al.	D7/309
D502,841 S *	3/2005	Santer	D7/379
D511,065 S *	11/2005	Pininfarina	D7/309
D550,499 S *	9/2007	Argabrite et al.	D7/309

D590,652 S *	4/2009	Cesaroni et al.	D7/309
D610,857 S *	3/2010	Pateman et al.	D7/306
D624,780 S *	10/2010	Bodum	D7/309
D630,039 S *	1/2011	Lin	D7/309

OTHER PUBLICATIONS

International design registration No. DM/073 341, filed Mar. 15, 2010, registered Apr. 9, 2010 and published Sep. 30, 2010.

* cited by examiner

Primary Examiner — Marianne Pandozzi

(74) *Attorney, Agent, or Firm* — Sughrue Mion, PLLC

(57) **CLAIM**

The ornamental design for a coffee maker, as shown and described.

DESCRIPTION

FIG. 1 is a perspective view of a coffee maker, the design of which comprises my invention;
FIG. 2 is a front side elevation view thereof;
FIG. 3 is a back side elevation view thereof;
FIG. 4 is a left side elevation view thereof;
FIG. 5 is a right side elevation view thereof;
FIG. 6 is a top plan view thereof;
FIG. 7 is bottom view thereof;
FIG. 8 is an exploded in-use perspective view thereof; and,
FIG. 9 is an in-use perspective view thereof.
The broken lines in the drawings are included for the purpose of illustration and form no part of the claimed design.

1 Claim, 9 Drawing Sheets




FIG. 1




FIG. 2

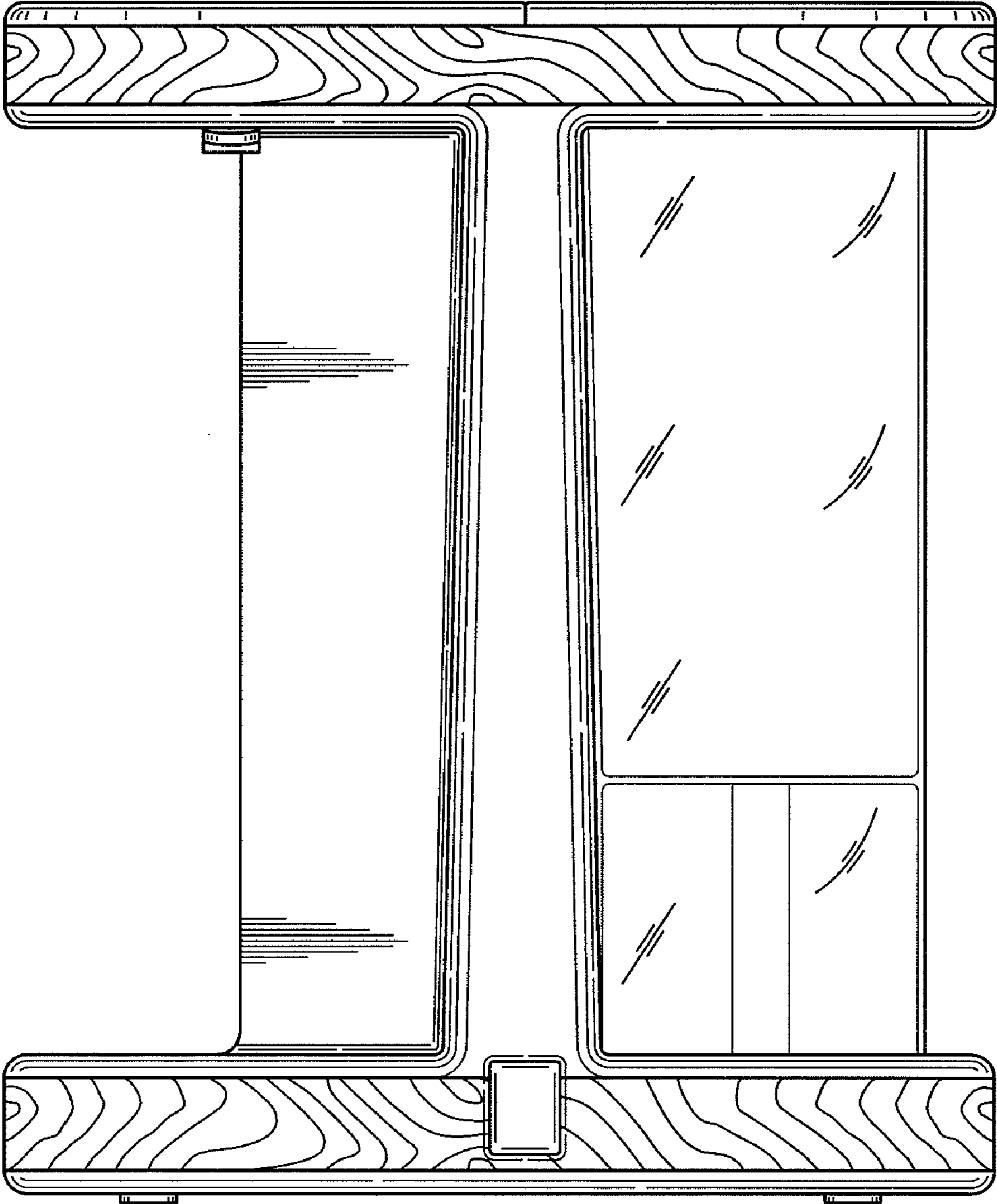


FIG. 3

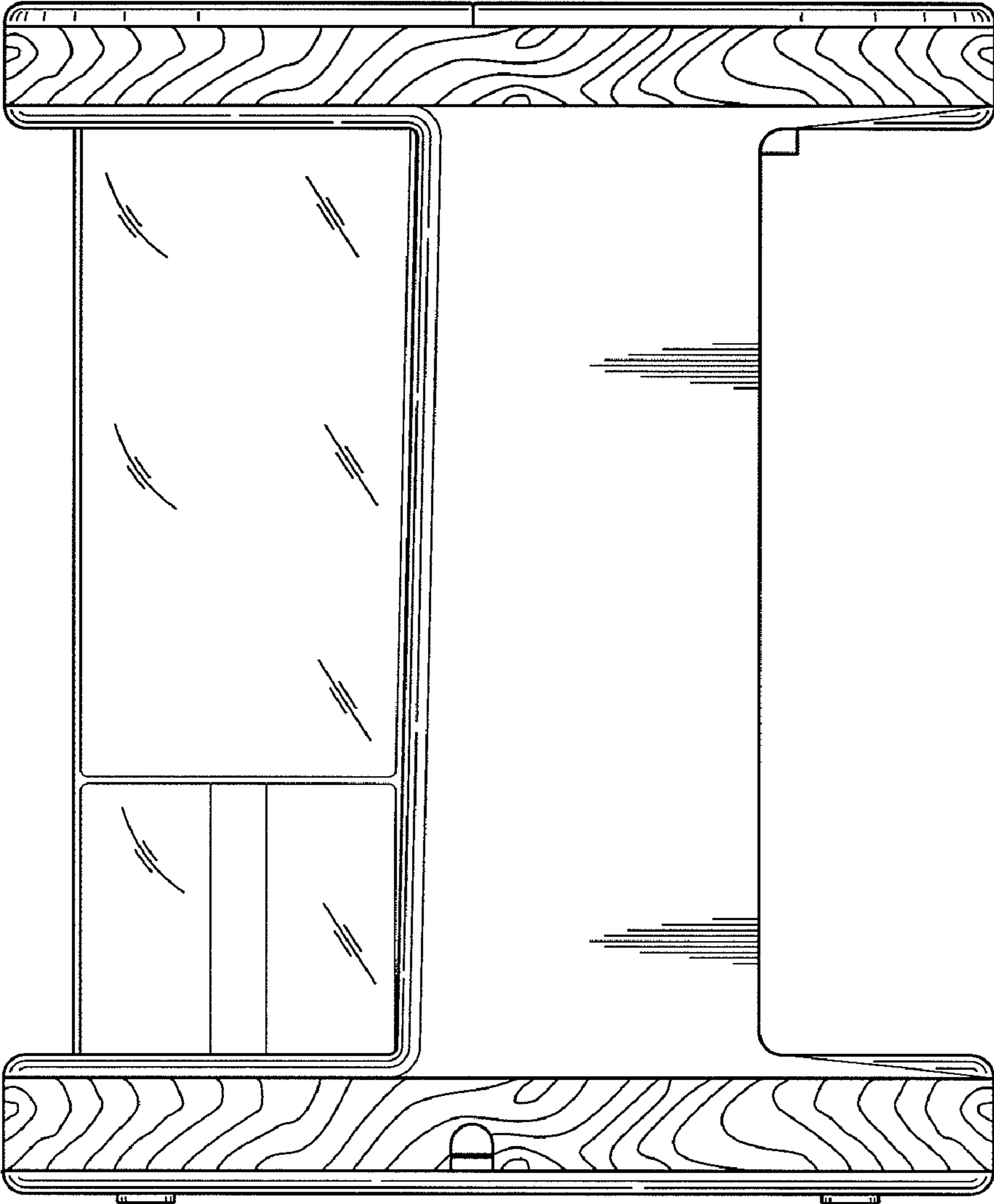


FIG. 4




FIG. 5

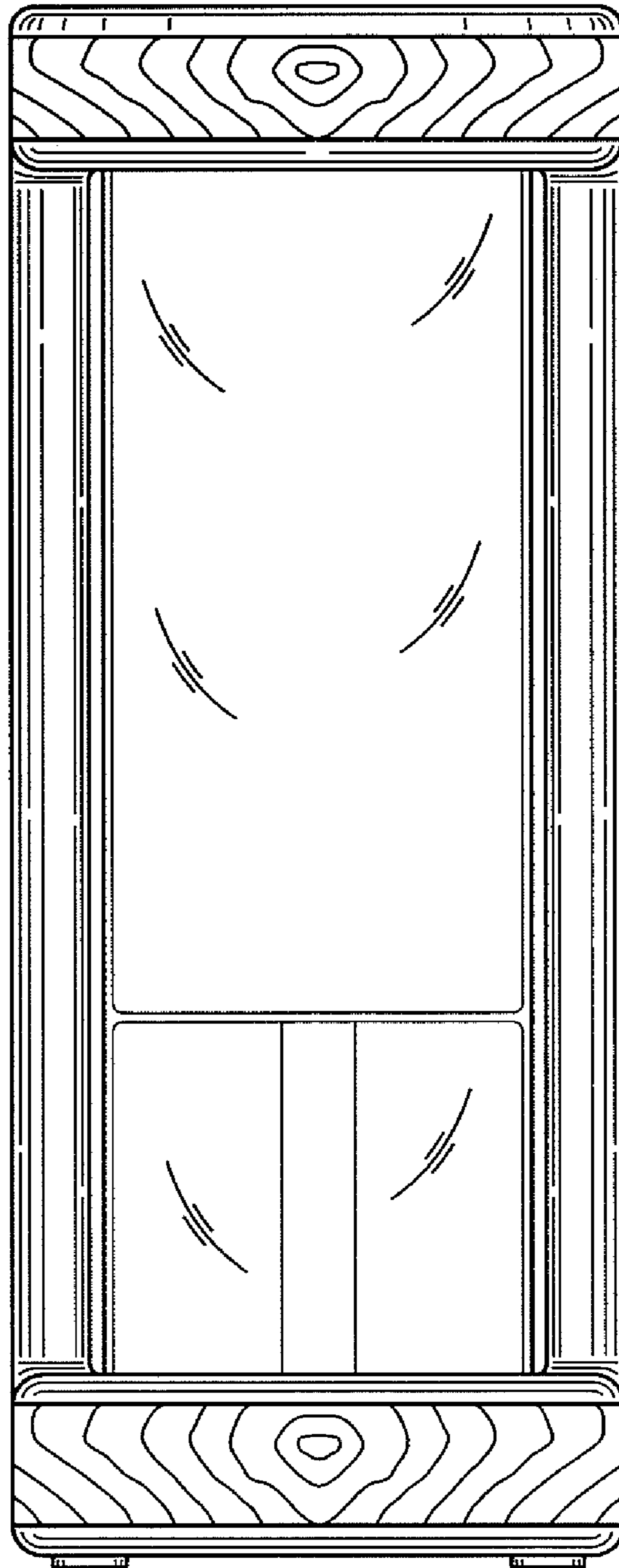


FIG. 6

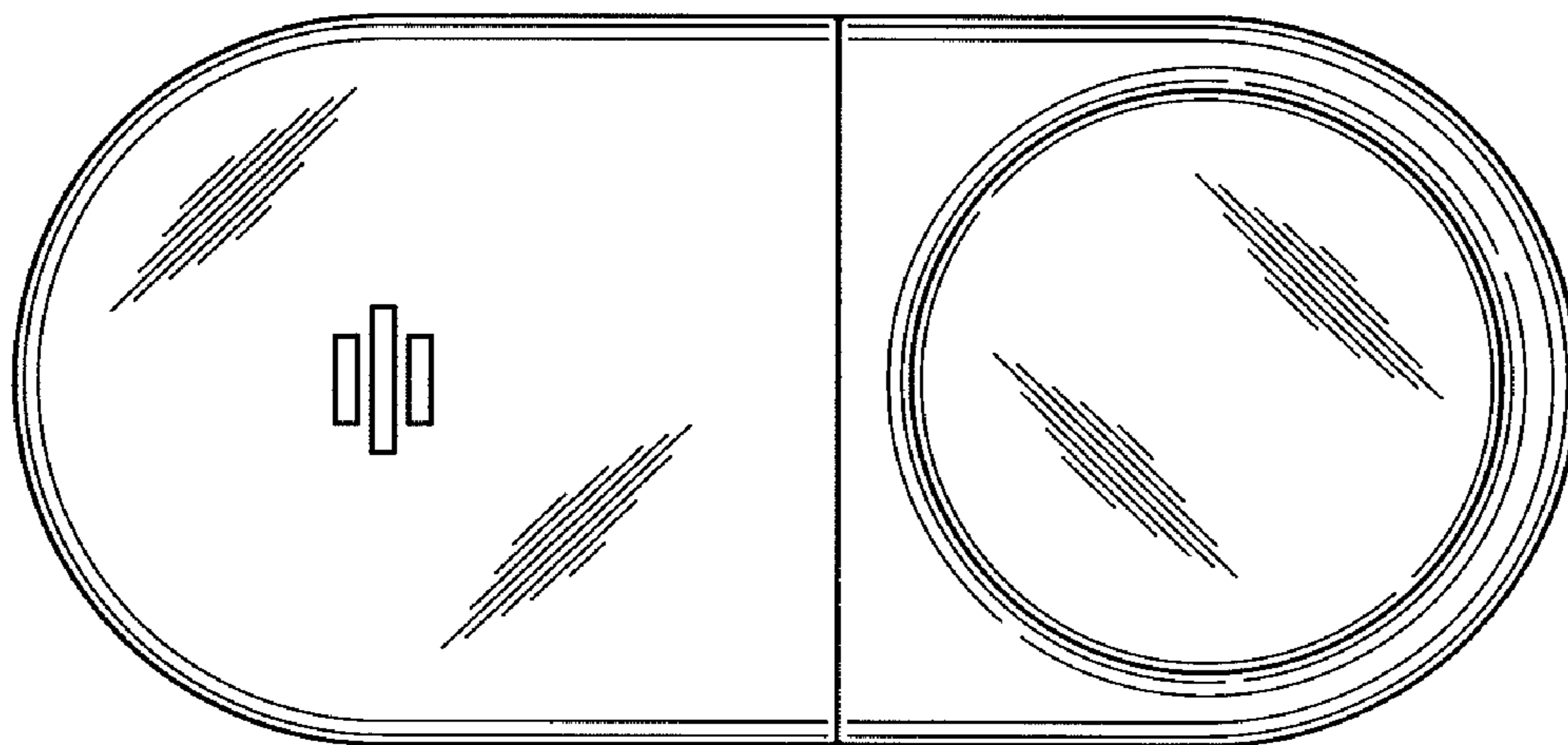


FIG. 7

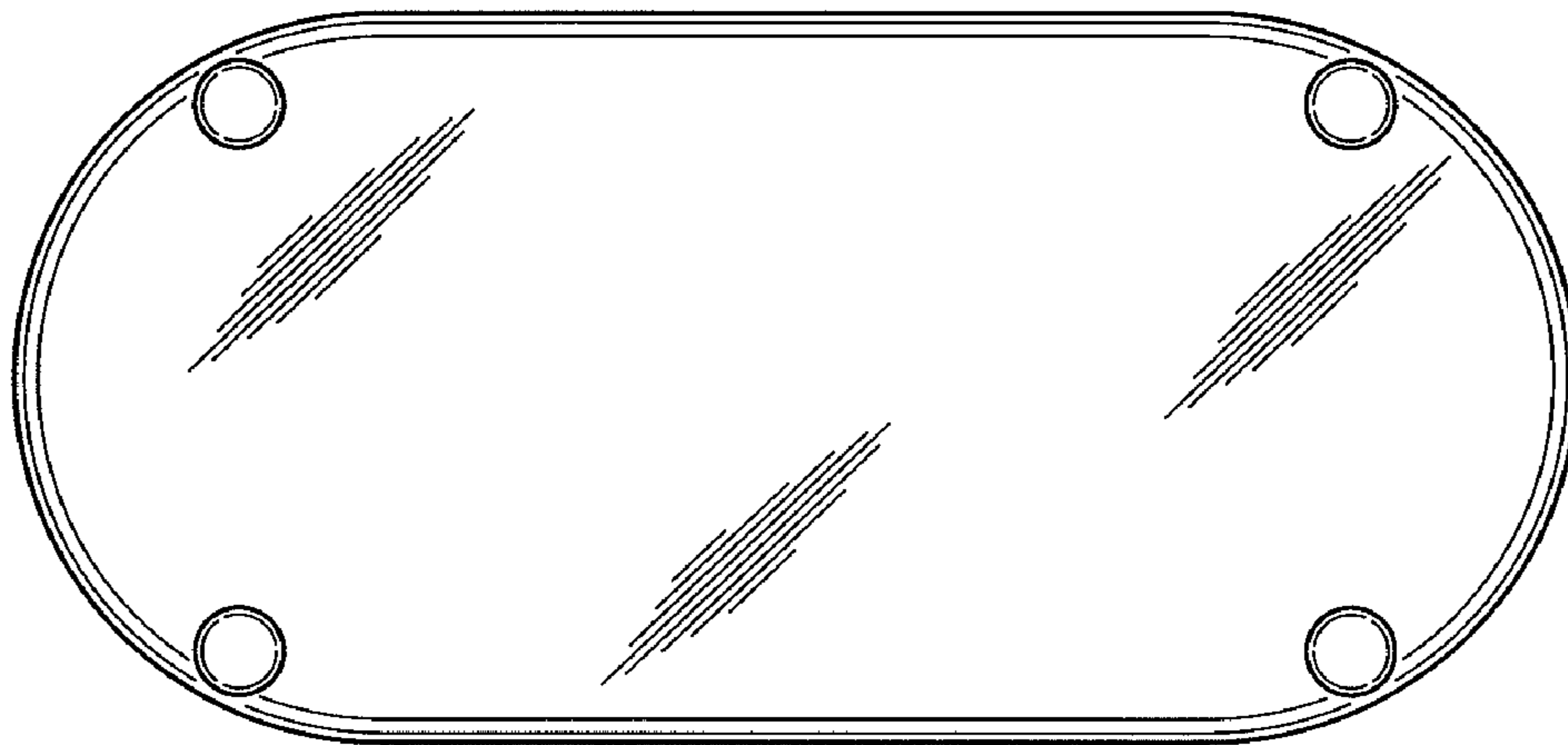


FIG. 8




FIG. 9

