



US00D650625S

(12) **United States Design Patent**
Fiori

(10) **Patent No.:** **US D650,625 S**

(45) **Date of Patent:** **** Dec. 20, 2011**

(54) **COOLER FOR A LIQUID DRINK**

(75) Inventor: **Maurizio Fiori**, Forli (IT)

(73) Assignee: **Stone & Dew S.r.l.**, Ceseba (FC) (IT)

(**) Term: **14 Years**

(21) Appl. No.: **29/396,162**

(22) Filed: **Jun. 27, 2011**

Related U.S. Application Data

(62) Division of application No. 29/348,471, filed on Jan. 7, 2010.

(30) **Foreign Application Priority Data**

Jul. 8, 2009 (EM) 001574609-002
Jul. 8, 2009 (EM) 001574609-014
Jul. 28, 2009 (EM) 001574609-017

(51) **LOC (9) Cl.** **07-01**

(52) **U.S. Cl.** **D7/306; D7/313**

(58) **Field of Classification Search** D7/306,
D7/313, 307, 308, 300, 311, 312, 397, 398;
222/146.5, 146.6

See application file for complete search history.

(56) **References Cited**

U.S. PATENT DOCUMENTS

D106,030 S * 9/1937 Gibson D7/306
2,326,420 A * 8/1943 Vukasinovich 126/377.1
D240,624 S * 7/1976 MacMurray D23/207
D244,929 S * 7/1977 Armstrong D7/313
D300,106 S * 3/1989 Paulin D7/309
D356,713 S * 3/1995 Groover D7/306
D380,641 S * 7/1997 Randle D7/313
D431,145 S * 9/2000 Woebecke et al. D7/306

D482,227 S * 11/2003 Walton D7/306
D487,377 S * 3/2004 McDougall et al. D7/398
D495,914 S * 9/2004 Drolette et al. D7/306
D499,598 S * 12/2004 Guadalupi D7/306
D502,837 S * 3/2005 Waugh D7/306
6,883,685 B2 * 4/2005 Jones et al. 222/146.5
D533,388 S * 12/2006 Cahen D7/306
D563,142 S * 3/2008 Kauer D7/306
D588,852 S * 3/2009 Stein D7/301

* cited by examiner

Primary Examiner — Marianne Pandozzi

(74) *Attorney, Agent, or Firm* — Abelman, Frayne & Schwab

(57) **CLAIM**

The ornamental design of a cooler for a liquid drink, as shown and described.

DESCRIPTION

FIG. 1 is an enlarged bottom view of a cooler for a liquid drink showing my new design;
FIG. 2 is a front elevational view thereof at a reduced scale;
FIG. 3 is an enlarged top plan view thereof;
FIG. 4 is a left side elevational view thereof at reduced scale;
FIG. 5 is a right elevational side view thereof;
FIG. 6 is a rear elevational view thereof; and
FIG. 7 is a top perspective view thereof;
FIG. 8 is an enlarged bottom plan view a cooler for a liquid drink showing another embodiment of my new design;
FIG. 9 is a front elevational view thereof at reduced scale;
FIG. 10 is an enlarged top plan view thereof;
FIG. 11 is a left side elevational view thereof at reduced scale;
FIG. 12 is a right side elevational view thereof;
FIG. 13 is a rear elevational view thereof; and,
FIG. 14 is a top perspective view thereof.

1 Claim, 14 Drawing Sheets



Fig. 1

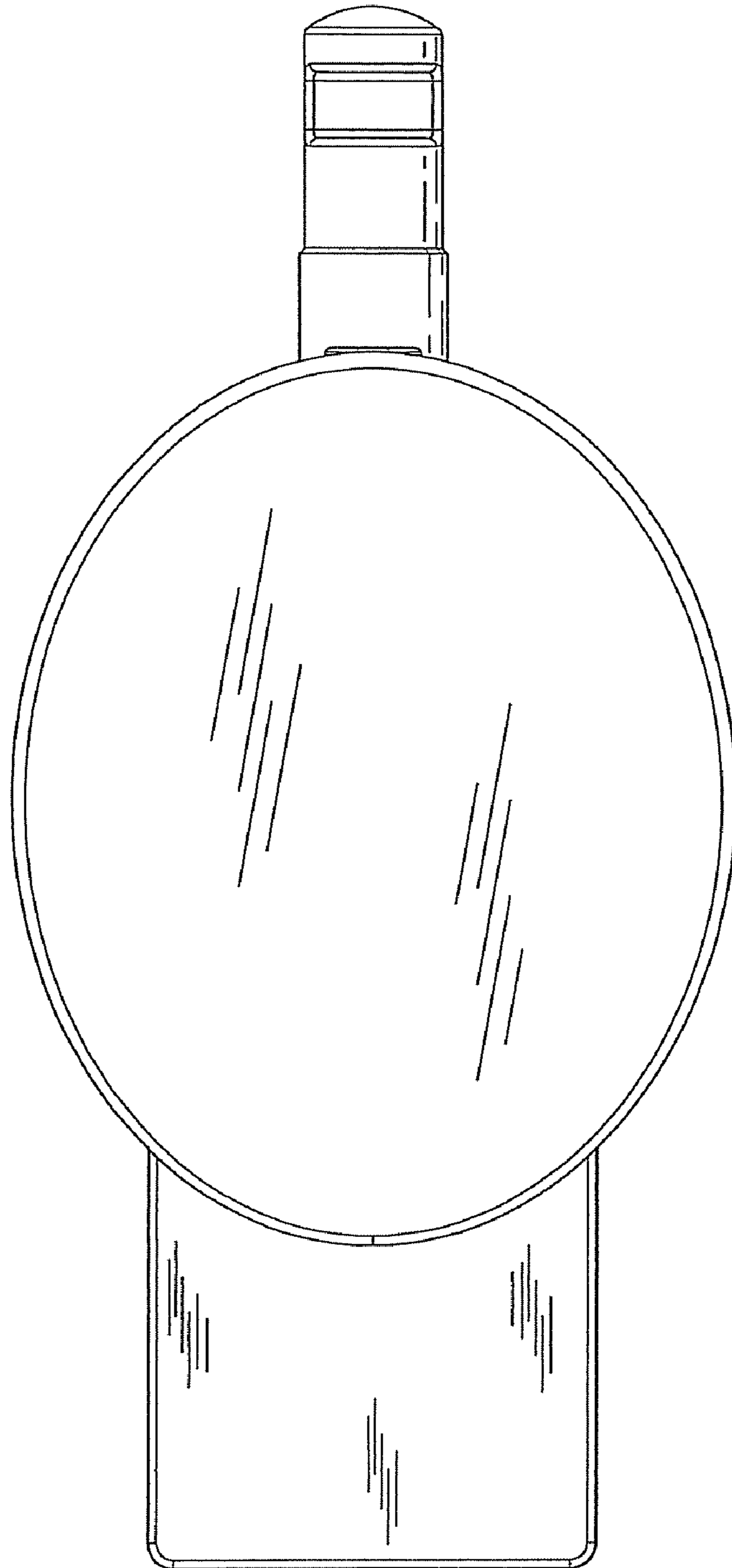


Fig. 2




Fig. 3

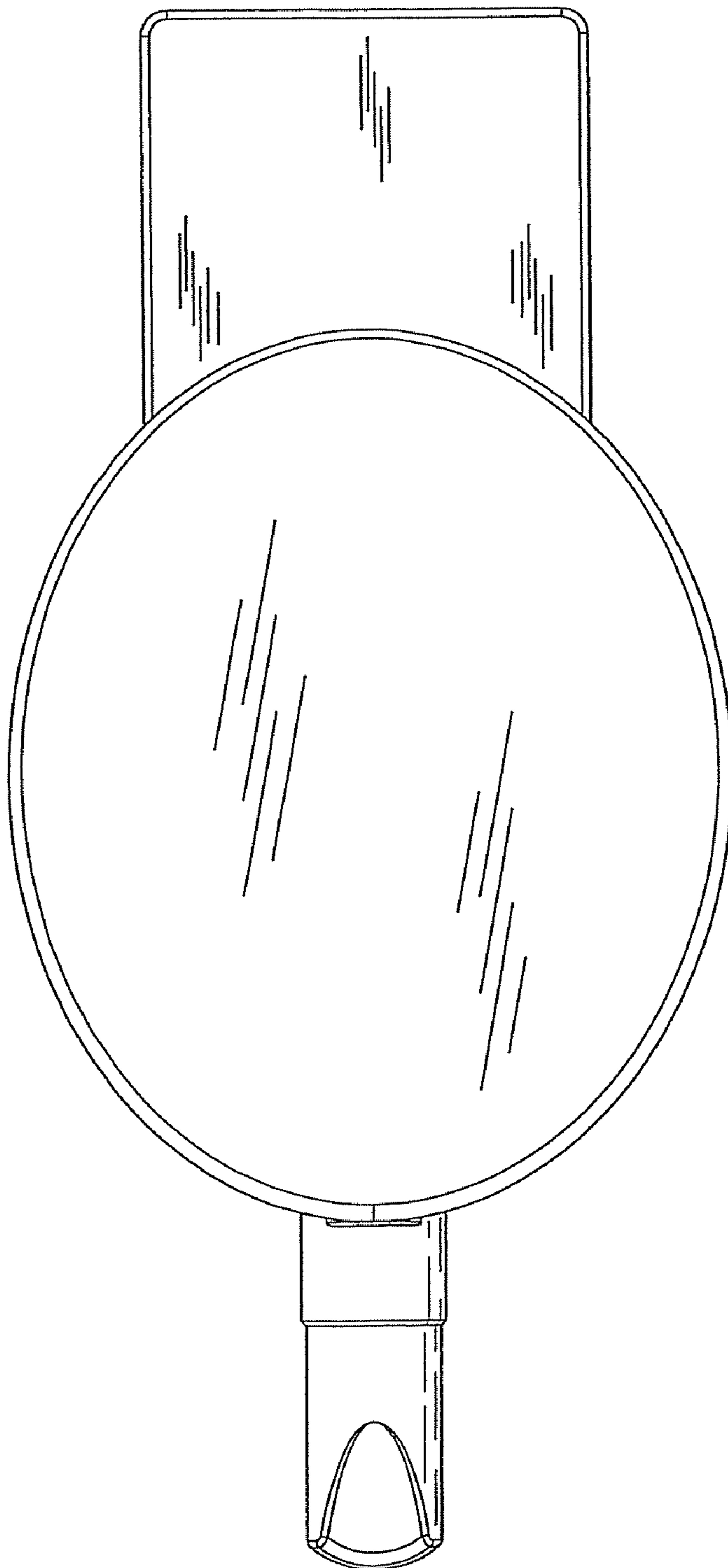


Fig. 4

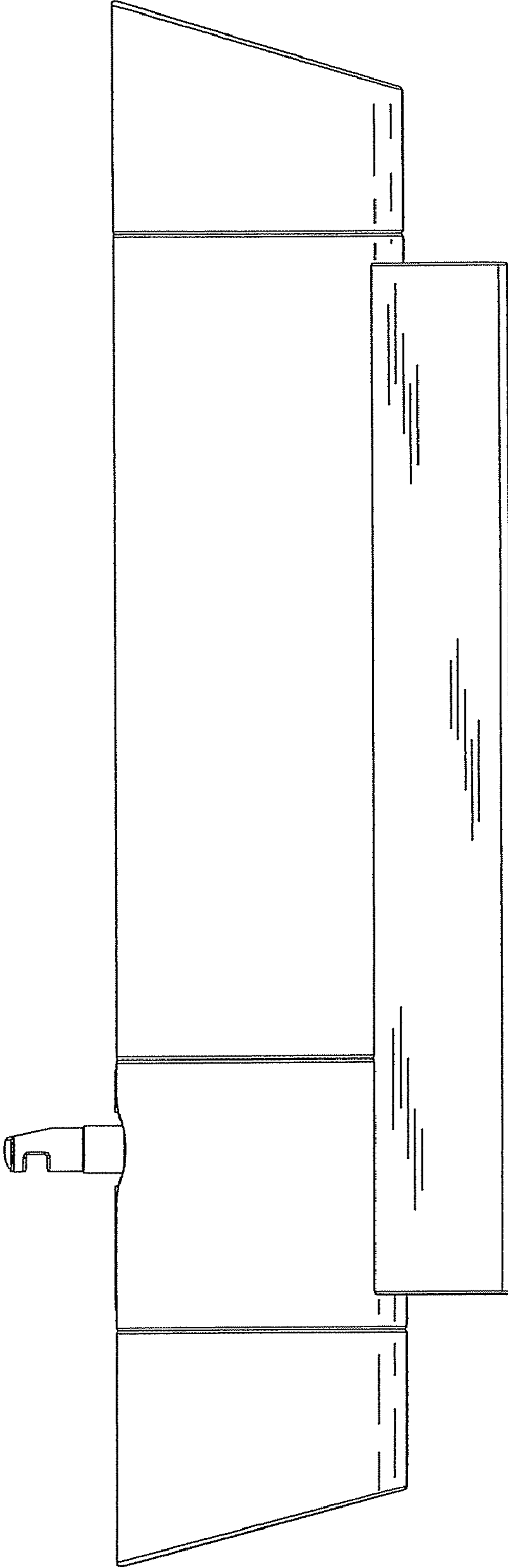


Fig.5

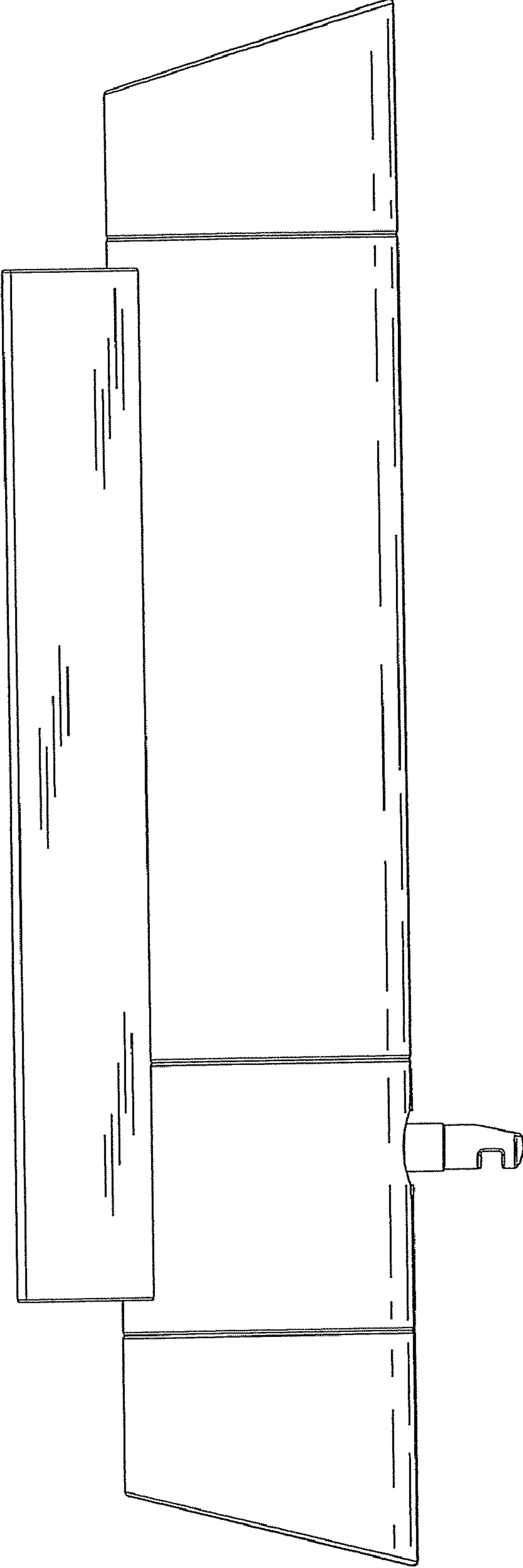


Fig.6

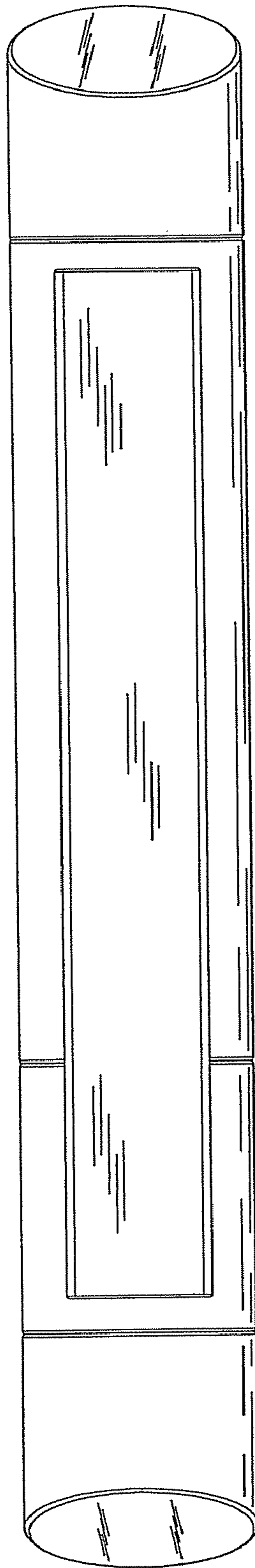


Fig.7




Fig. 8

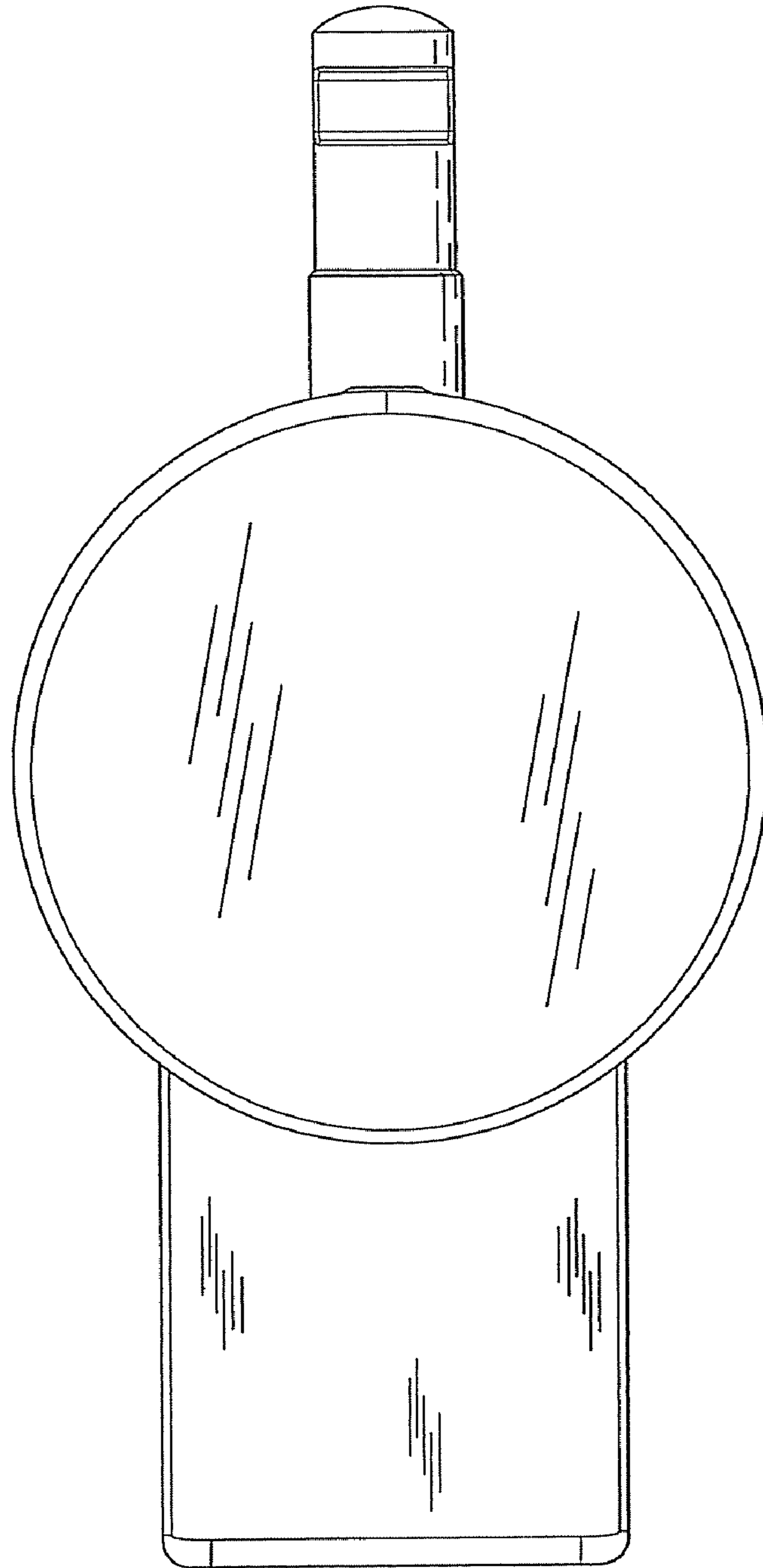


Fig. 9




Fig. 10




Fig. 11



Fig. 12

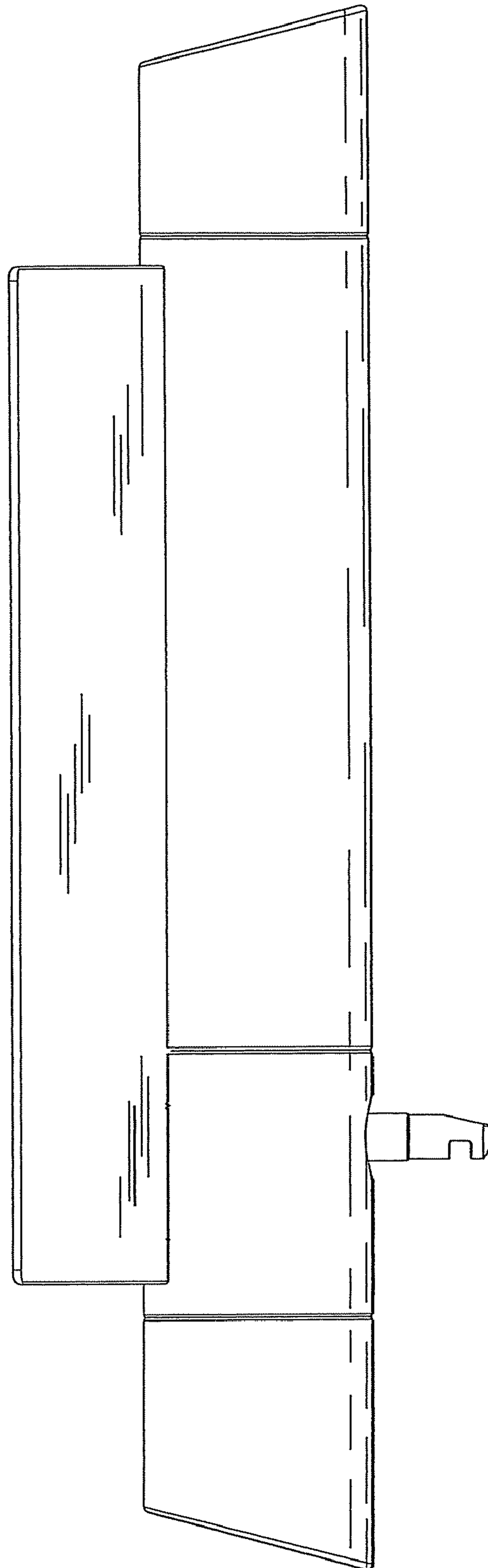


Fig. 13

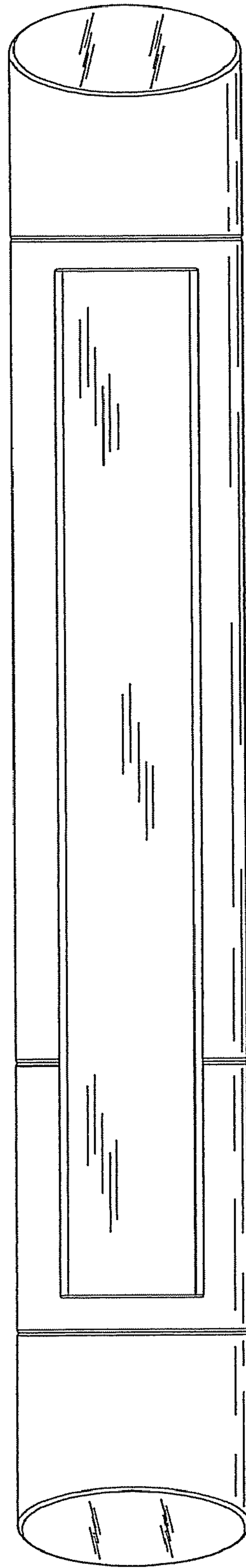


Fig. 14

