

US00D650624S

(12) **United States Design Patent**  
**Gamble**

(10) **Patent No.:** **US D650,624 S**

(45) **Date of Patent:** **\*\* Dec. 20, 2011**

(54) **MATTRESS COVER**

(76) **Inventor:** **Christopher D. Gamble**, Manila, AR  
(US)

(\*\*) **Term:** **14 Years**

(21) **Appl. No.:** **29/380,520**

(22) **Filed:** **Dec. 7, 2010**

(51) **LOC (9) Cl.** ..... **06-09**

(52) **U.S. Cl.** ..... **D6/602; D6/606**

(58) **Field of Classification Search** ..... D6/595,  
D6/596, 601, 602, 603, 606; 5/630, 636-638,  
5/640, 652, 653, 655, 655.9, 656, 657, 417,  
5/420, 495, 496, 499, 500, 502, 482, 922  
See application file for complete search history.

(56) **References Cited**

**U.S. PATENT DOCUMENTS**

5,572,754 A \* 11/1996 Lazar et al. .... 5/494  
6,253,398 B1 \* 7/2001 Yim ..... 5/499

7,437,784 B1 \* 10/2008 Turnipseed ..... 5/510  
2009/0064412 A1 \* 3/2009 Habimana ..... 5/482  
2009/0265855 A1 \* 10/2009 Hawk ..... 5/655

\* cited by examiner

*Primary Examiner* — Janice Seeger

(74) *Attorney, Agent, or Firm* — Joe D. Calhoun; Rashauna  
A. Norment

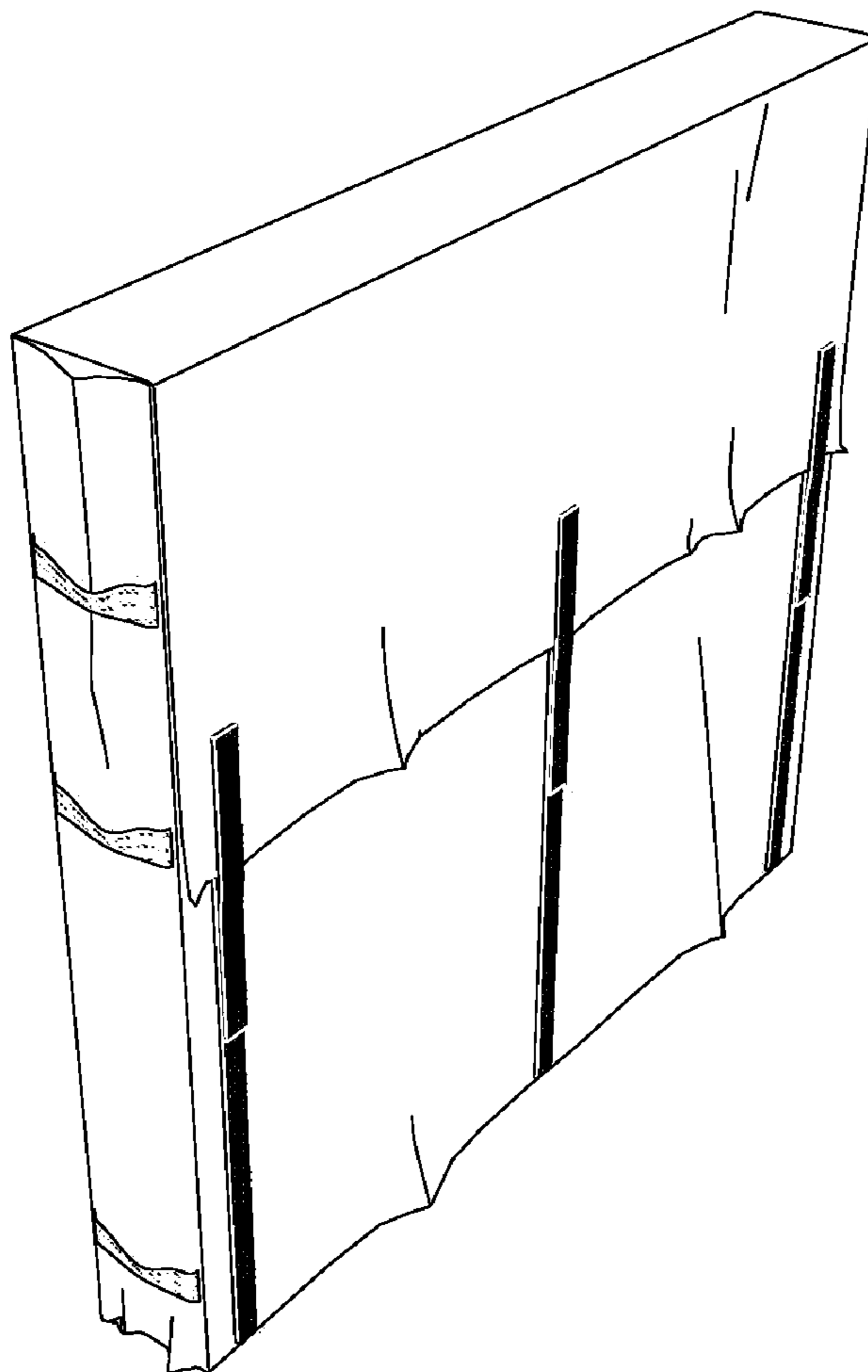
(57) **CLAIM**

The ornamental design for a mattress cover, as shown and  
described.

**DESCRIPTION**

FIG. 1 depicts a perspective view of the mattress cover.  
FIG. 2 depicts a front plan view.  
FIG. 3 depicts a back plan view.  
FIG. 4 depicts a head-end side elevation view.  
FIG. 5 depicts a foot-end side elevation view.  
FIG. 6 depicts a first side elevation view; and,  
FIG. 7 depicts a second side elevation view.

**1 Claim, 3 Drawing Sheets**



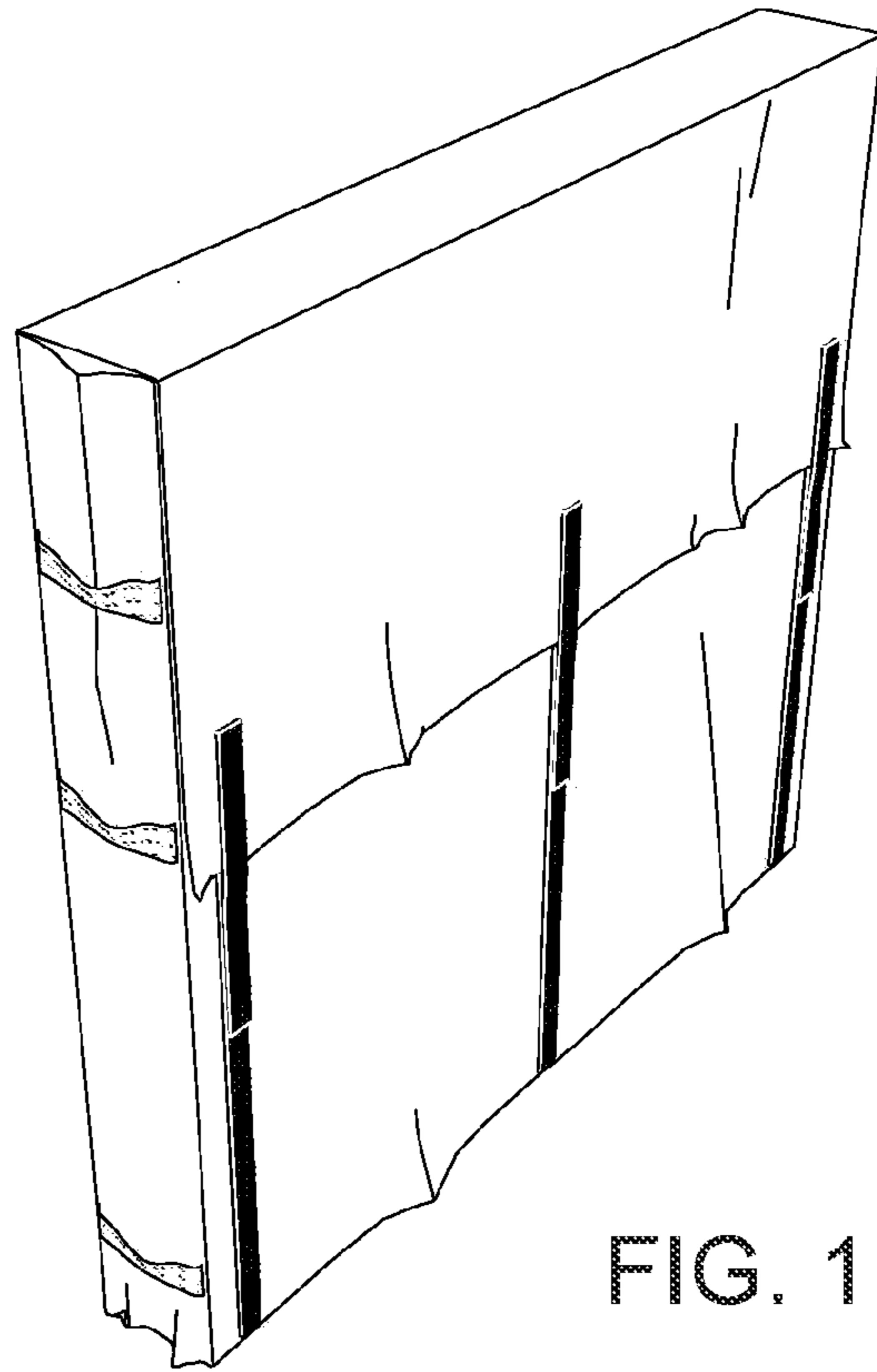


FIG. 1

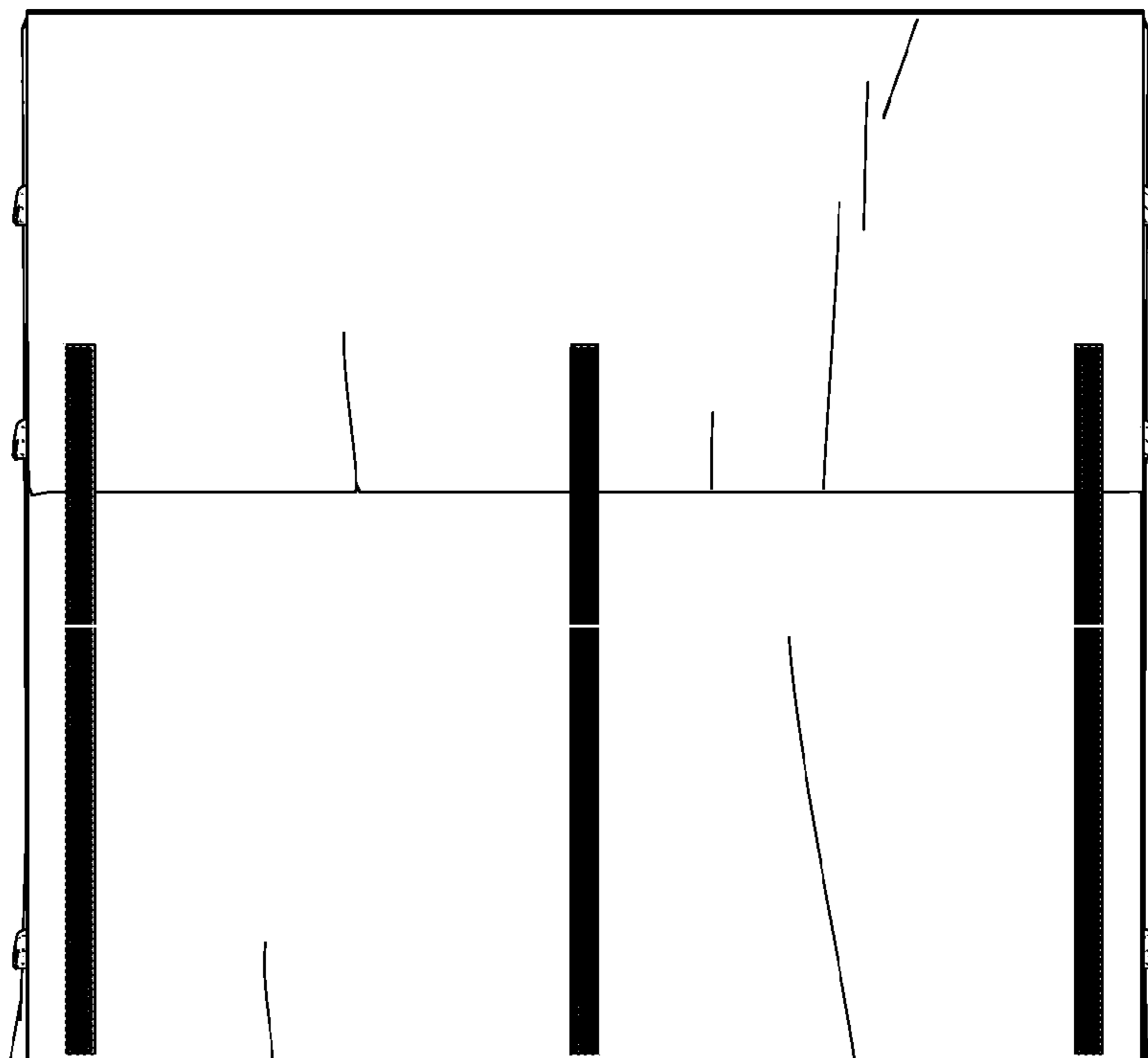


FIG. 2




FIG. 3



FIG. 4

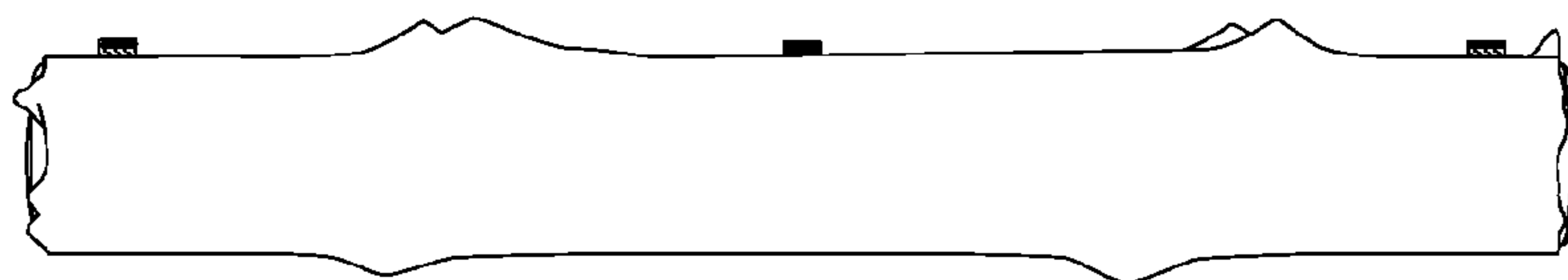


FIG. 5

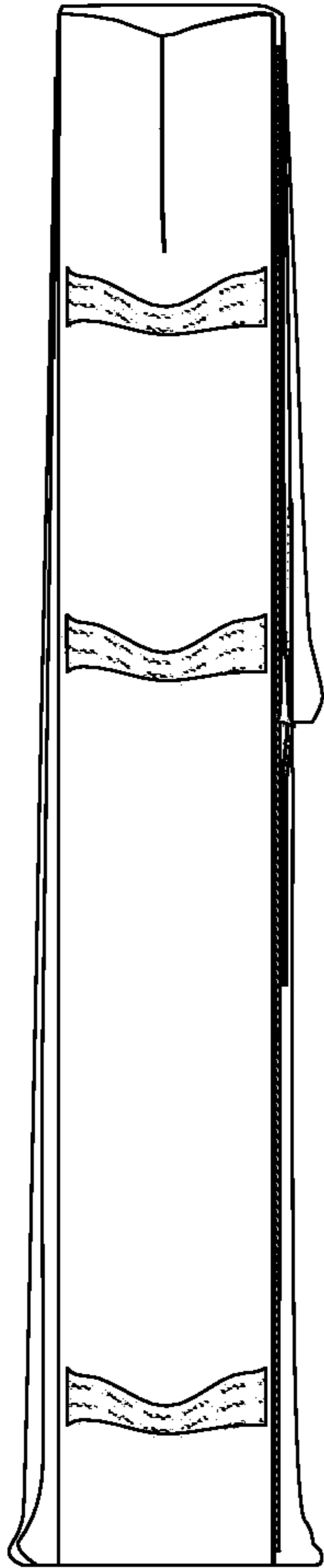


FIG. 6

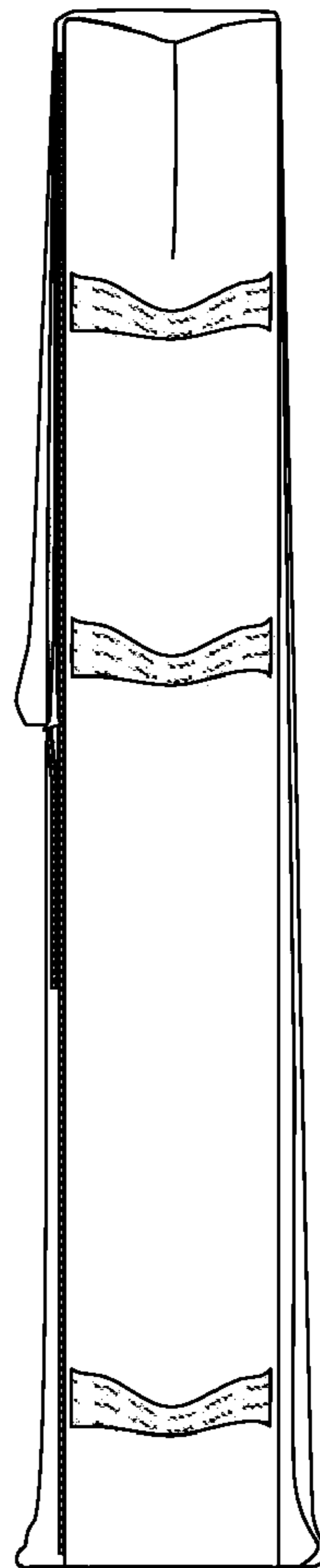


FIG. 7