



US00D650621S

(12) **United States Design Patent**
Trunsky et al.

(10) **Patent No.:** **US D650,621 S**
(45) **Date of Patent:** **** Dec. 20, 2011**

- (54) **DISPENSER FOR WASTE BAGS**
- (75) Inventors: **Jane C. Trunsky**, Pompano Beach, FL (US); **Gregg M. Fredman**, Pompano Beach, FL (US)
- (73) Assignee: **Crown Products LLC**, Pompano Beach, FL (US)
- (**) Term: **14 Years**
- (21) Appl. No.: **29/385,559**
- (22) Filed: **Feb. 16, 2011**
- (51) **LOC (9) Cl.** **20-02**
- (52) **U.S. Cl.** **D6/518**
- (58) **Field of Classification Search** D6/515-523, D6/542-545; 206/225, 233, 389, 391, 278; 211/13.1, 45; 242/570, 590; 248/309.1, 248/309.2, 905; 221/26, 33, 282-283; 222/173, 222/180
See application file for complete search history.

- D525,063 S * 7/2006 Woods et al. D6/518
- D564,267 S * 3/2008 Tomic et al. D6/518
- D616,233 S * 5/2010 Yang D6/518
- D623,452 S * 9/2010 McNeely et al. D6/518
- D625,537 S * 10/2010 Maxwell et al. D6/518
- D626,362 S * 11/2010 Martin D6/518
- D637,841 S * 5/2011 Omdoll et al. D6/518

* cited by examiner

Primary Examiner — Brian N Vinson

(74) *Attorney, Agent, or Firm* — William Giltinan; Carlton Fields, P.A.

(57) **CLAIM**

The ornamental design for a dispenser for waste bags.

DESCRIPTION


FIG. 1 is a front elevational view of a dispenser for waste bags showing our new design;
 FIG. 2 is a right side elevational view thereof
 FIG. 3 is a left side elevational view thereof;
 FIG. 4 is a top plan view thereof;
 FIG. 5 is a rear elevational view thereof; and,
 FIG. 6 is a perspective view thereof.
 The broken-line disclosure is understood to represent portions of the article in which the claimed design is embodied, but which form no part of the claimed design.

1 Claim, 5 Drawing Sheets

(56) **References Cited**

U.S. PATENT DOCUMENTS

- 2,472,712 A * 6/1949 Lifschitz D6/518
- 4,677,697 A * 7/1987 Hayes 206/278






FIG. 1

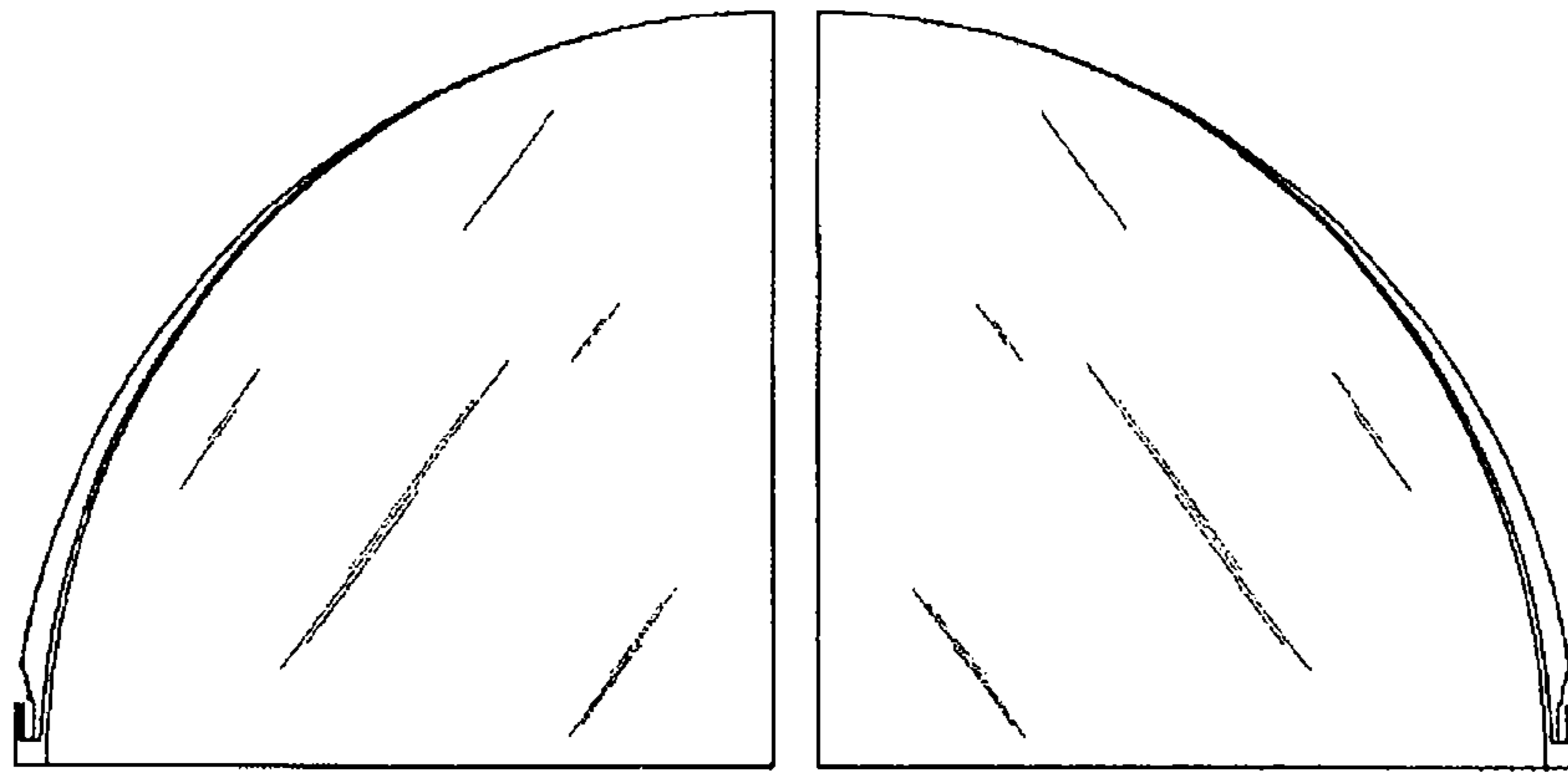


FIG. 2

FIG. 3




FIG. 4




FIG. 5

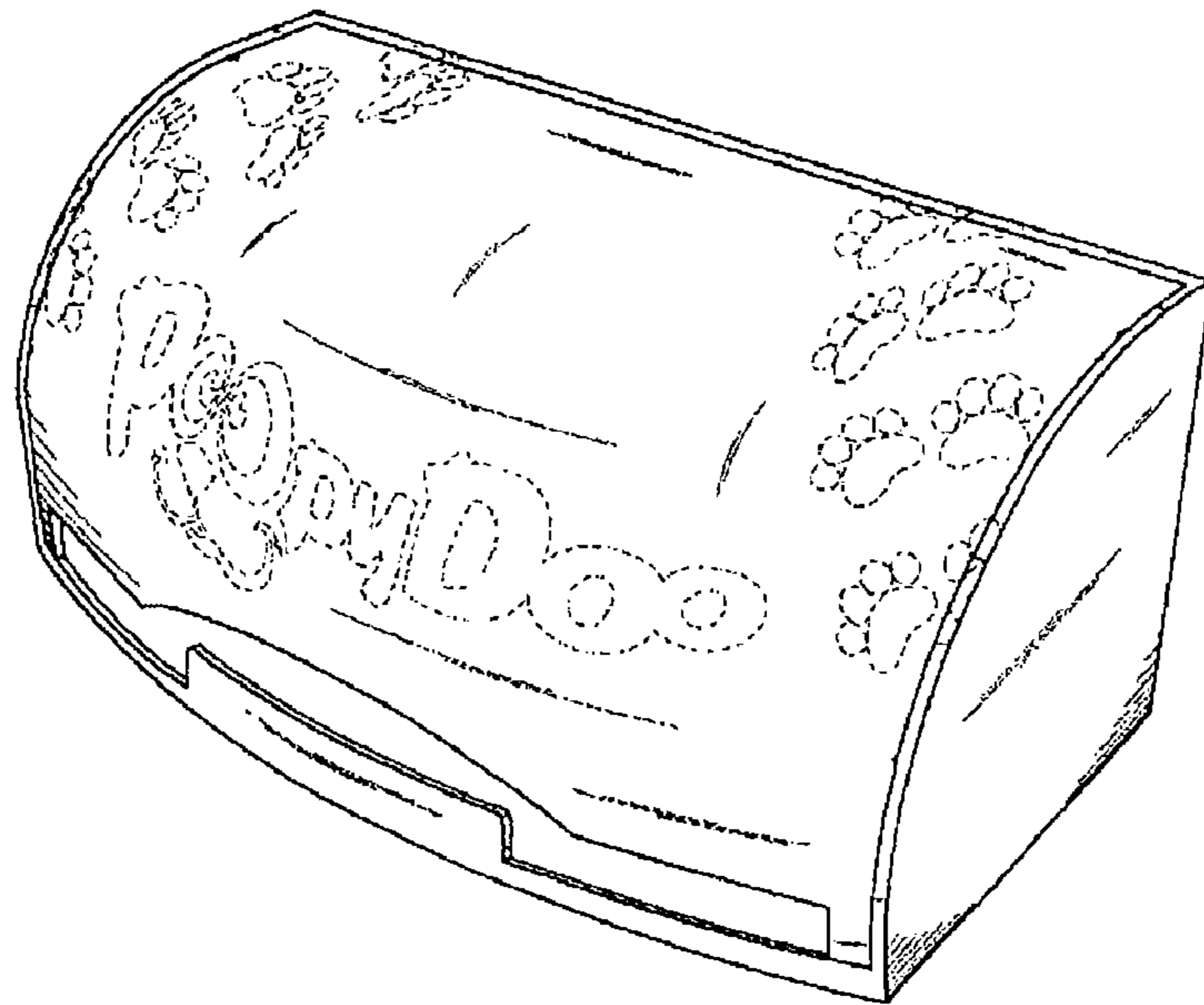


FIG. 6