



US00D650619S

(12) **United States Design Patent**
Hazzard

(10) **Patent No.:** **US D650,619 S**

(45) **Date of Patent:** **** Dec. 20, 2011**

(54) **CHAIR ARMS**

D557,954 S * 12/2007 Mazzera D6/501
D583,596 S * 12/2008 Mazzera D6/501
D608,570 S * 1/2010 Mezzera D6/501

(75) Inventor: **Tracy Leigh Hazzard**, Ladera Ranch,
CA (US)

* cited by examiner

(73) Assignee: **Whalen Furniture Manufacturing,**
Inc., San Diego, CA (US)

Primary Examiner — Brian N Vinson

(74) *Attorney, Agent, or Firm* — Barlow, Josephs & Holmes,
Ltd.

(**) Term: **14 Years**

(57) **CLAIM**

(21) Appl. No.: **29/368,629**

The ornamental design for chair arms, as shown and
described.

(22) Filed: **Aug. 26, 2010**

DESCRIPTION

(51) **LOC (9) Cl.** **06-06**

(52) **U.S. Cl.** **D6/501**

(58) **Field of Classification Search** D6/334–336,
D6/364, 365, 366, 367, 374, 379, 380, 491,
D6/500–502; 297/411.2, 411.27, 411.36,
297/411.37, 463.1

See application file for complete search history.

FIG. 1 is a front perspective view of the chair arms in accor-
dance with the present invention;
FIG. 2 is a front view thereof;
FIG. 3 is a rear view thereof;
FIG. 4 is a left side view thereof;
FIG. 5 is a right side view thereof;
FIG. 6 is a top view thereof;
FIG. 7 is a bottom view thereof; and,
FIG. 8 is another perspective view thereof showing a chair in
broken line.

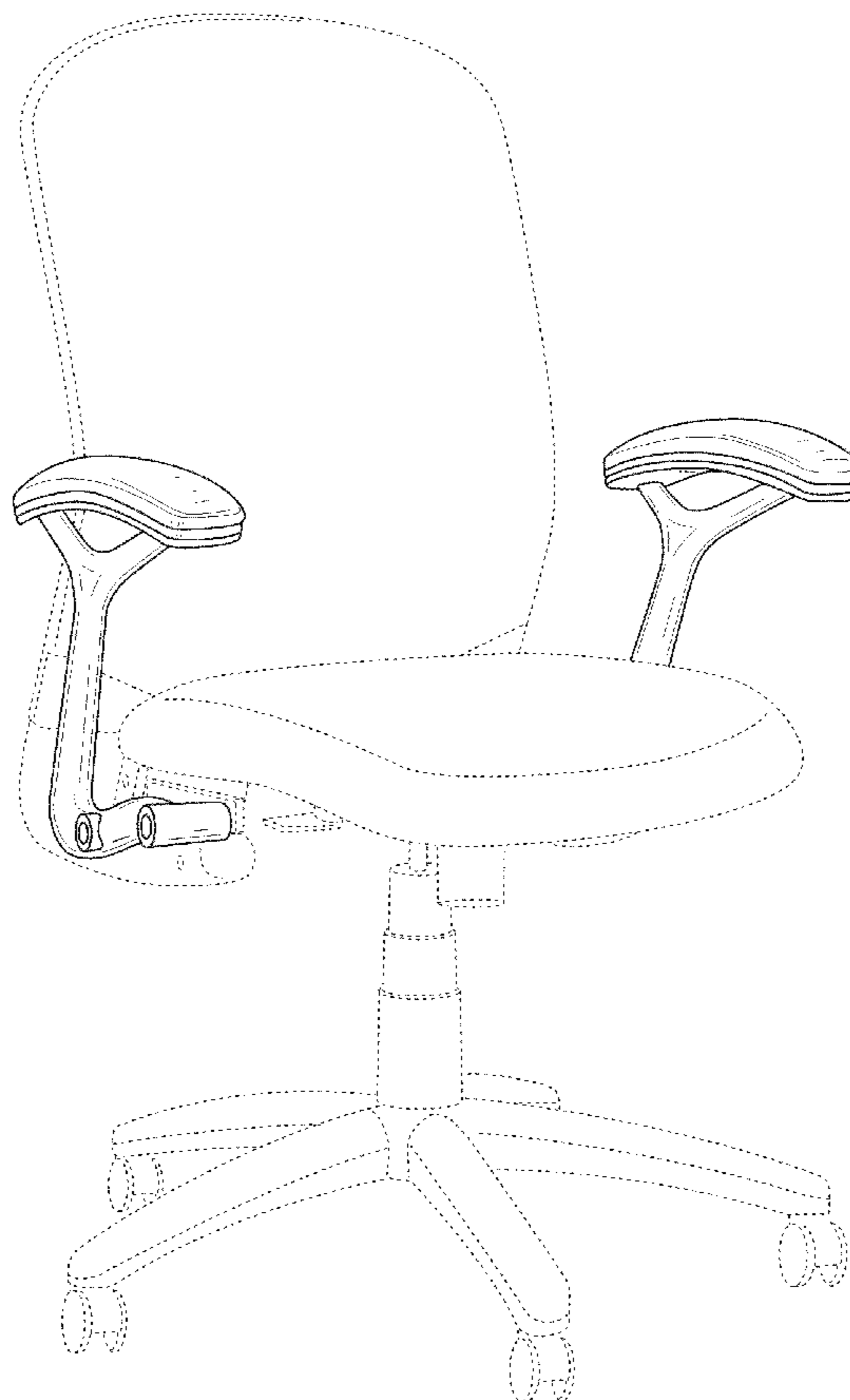
The portions of the design shown in broken line are present
for illustrative purposes only and form no part of the claimed
design.

(56) **References Cited**

U.S. PATENT DOCUMENTS

D471,744 S	*	3/2003	Lind	D6/501
D496,812 S	*	10/2004	Chu	D6/500
D525,057 S	*	7/2006	Koch et al.	D6/501
D539,574 S	*	4/2007	Vong	D6/501
D543,060 S	*	5/2007	Mazzera	D6/501
D543,393 S	*	5/2007	Vong	D6/501

1 Claim, 8 Drawing Sheets



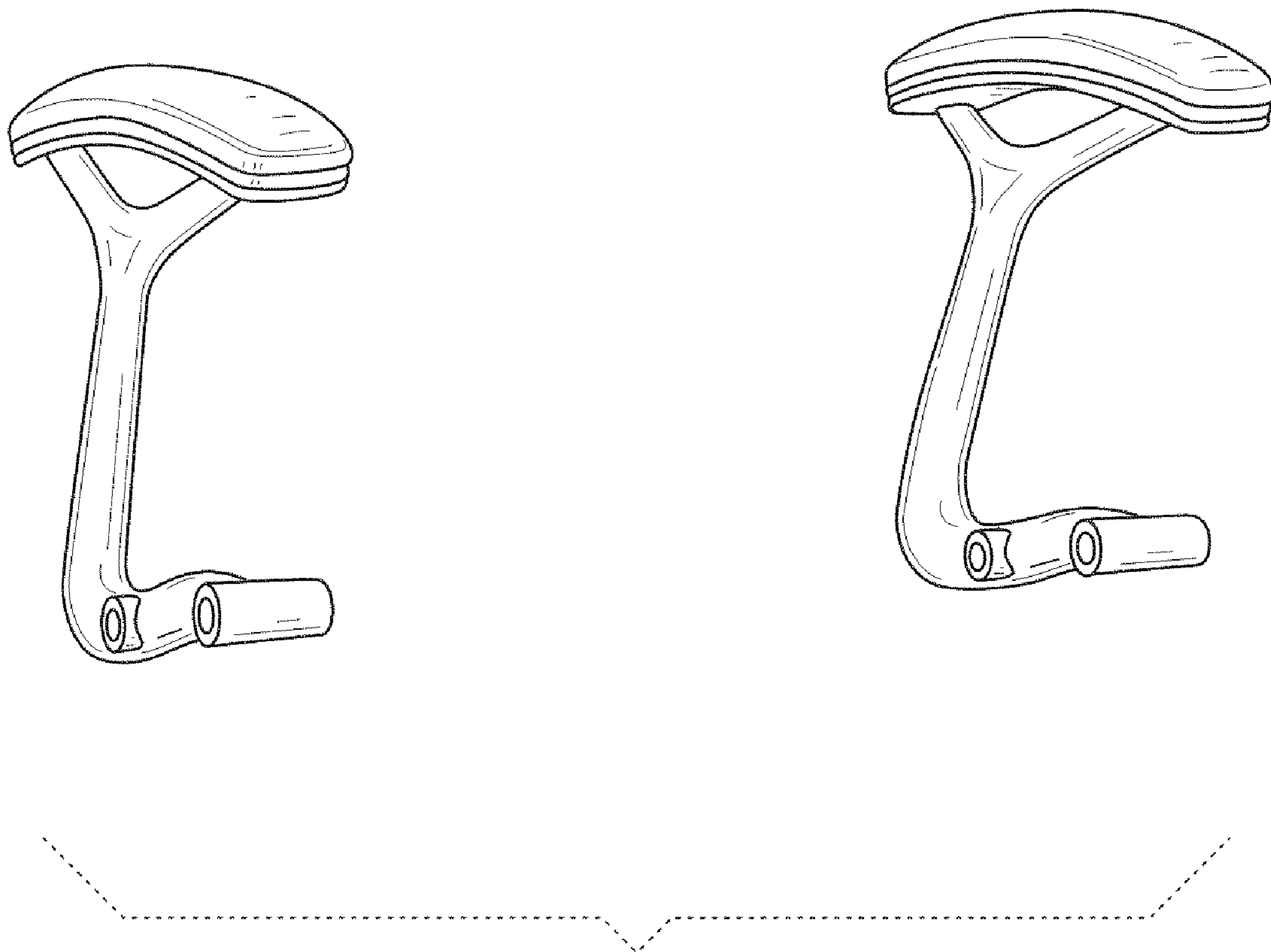


FIG. 1




FIG. 2




FIG. 3

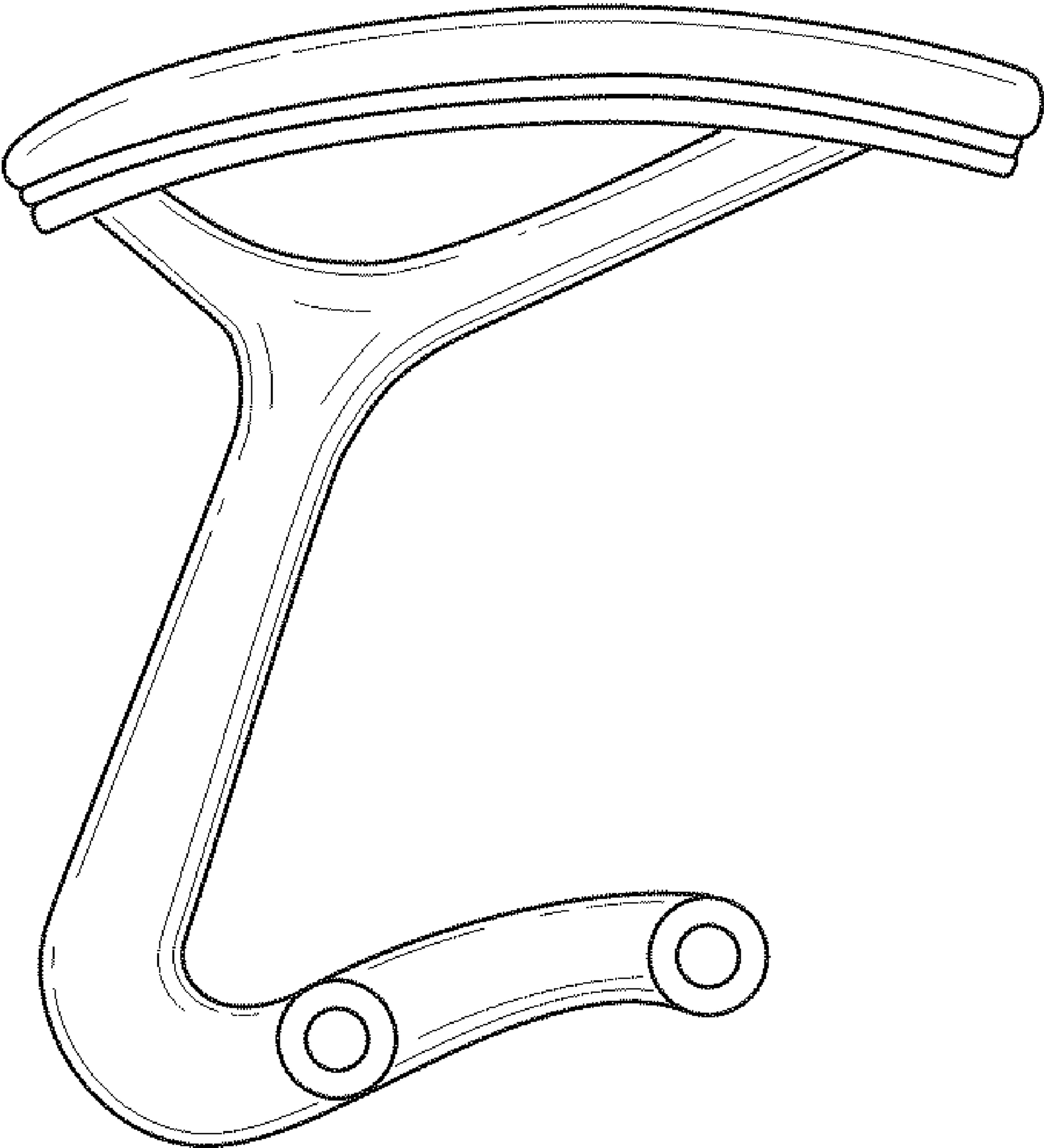


FIG. 4

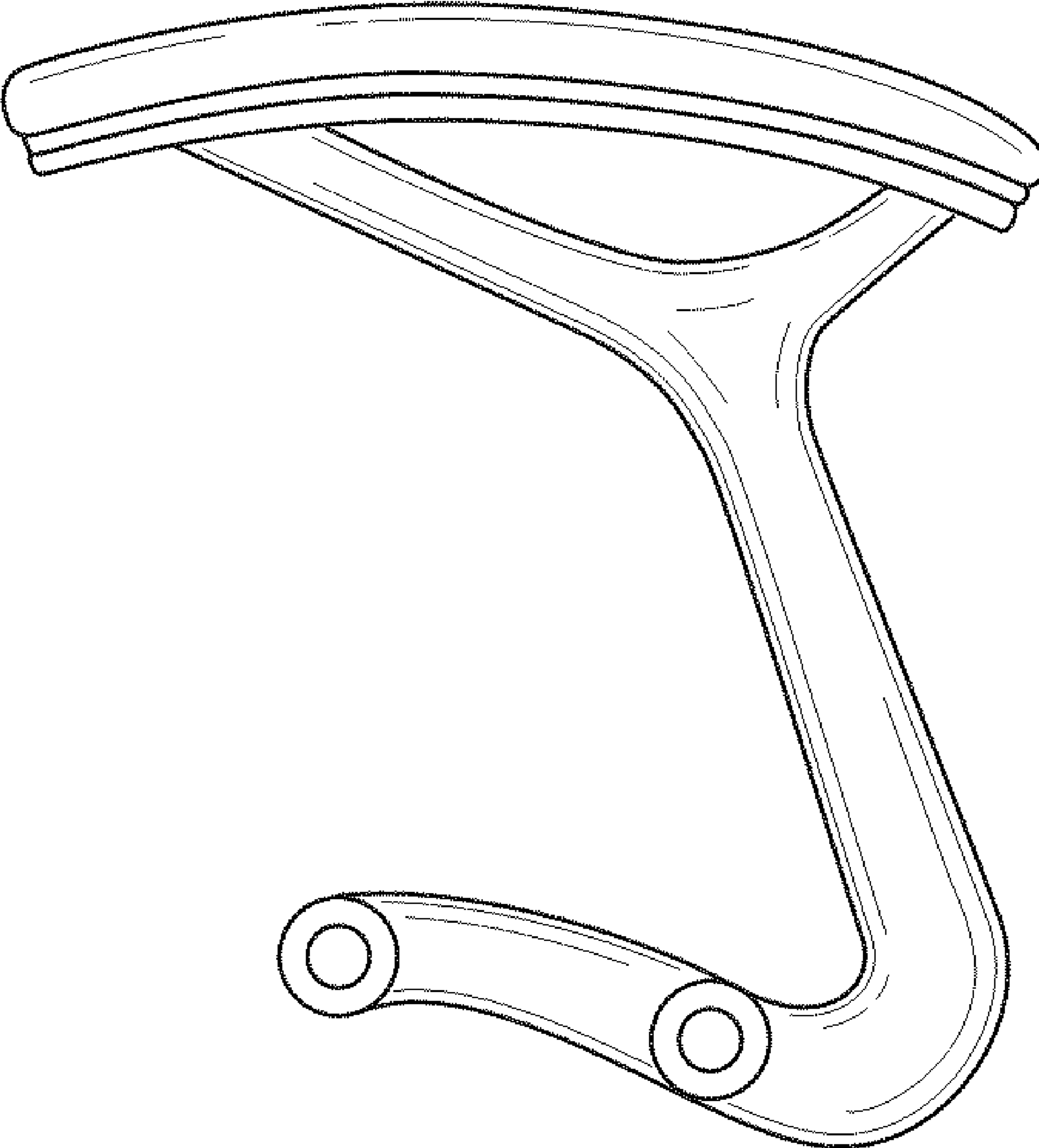


FIG. 5




FIG. 6




FIG. 7

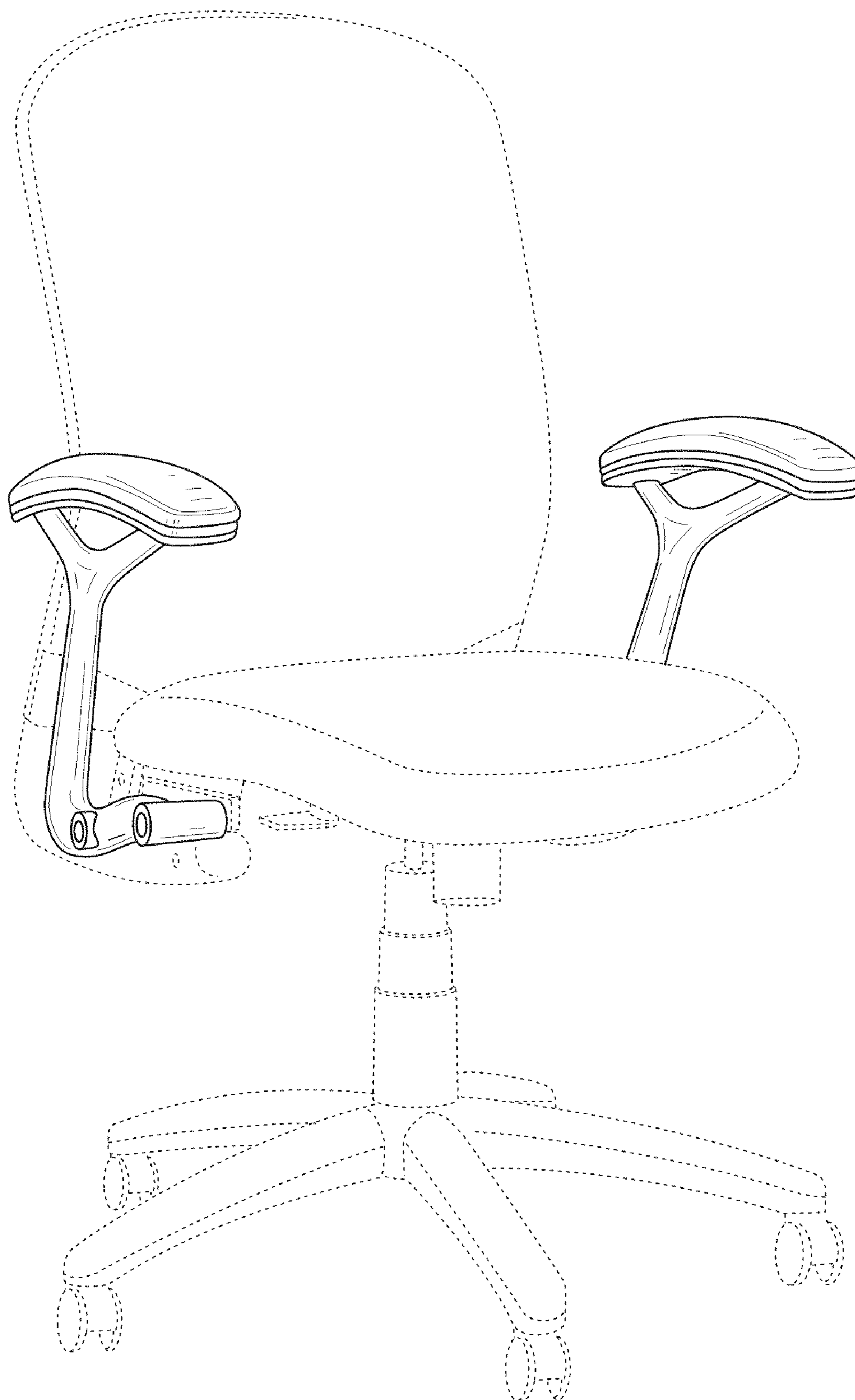


FIG. 8