



US00D650608S

(12) **United States Design Patent**
Lewis

(10) **Patent No.:** **US D650,608 S**

(45) **Date of Patent:** **** Dec. 20, 2011**

(54) **CABINET**

(75) Inventor: **Sally Sirkin Lewis**, Beverly Hills, CA
(US)

(73) Assignee: **J. Robert Scott, Inc.**, Inglewood, CA
(US)

(**) Term: **14 Years**

(21) Appl. No.: **29/364,154**

(22) Filed: **Jun. 18, 2010**

(51) **LOC (9) Cl.** **06-04**

(52) **U.S. Cl.** **D6/439**

(58) **Field of Classification Search** D6/397,
D6/420-440, 445-448, 460-468, 474-479,
D6/495; D34/17, 19; 312/194, 198, 204,
312/213

See application file for complete search history.

(56) **References Cited**

U.S. PATENT DOCUMENTS

D301,416 S * 6/1989 Powell D6/440
D313,131 S * 12/1990 Ungaro D6/446
D314,290 S * 2/1991 Powell D6/432

D332,533 S * 1/1993 Ma D6/446
D363,395 S * 10/1995 Mohundro D6/440
D380,626 S * 7/1997 Yeh D6/445
D385,434 S * 10/1997 Shih et al. D6/440
D401,445 S * 11/1998 Lin D6/446
D403,530 S * 1/1999 Lin D6/445
D488,319 S * 4/2004 Harwanko D6/397
D488,637 S * 4/2004 Stanton D6/438
D506,882 S * 7/2005 Berry et al. D6/436
7,490,914 B2 * 2/2009 Greiner 312/321.5

* cited by examiner

Primary Examiner — Ricky Pham

(74) *Attorney, Agent, or Firm* — Cox Smith Matthews
Incorporated

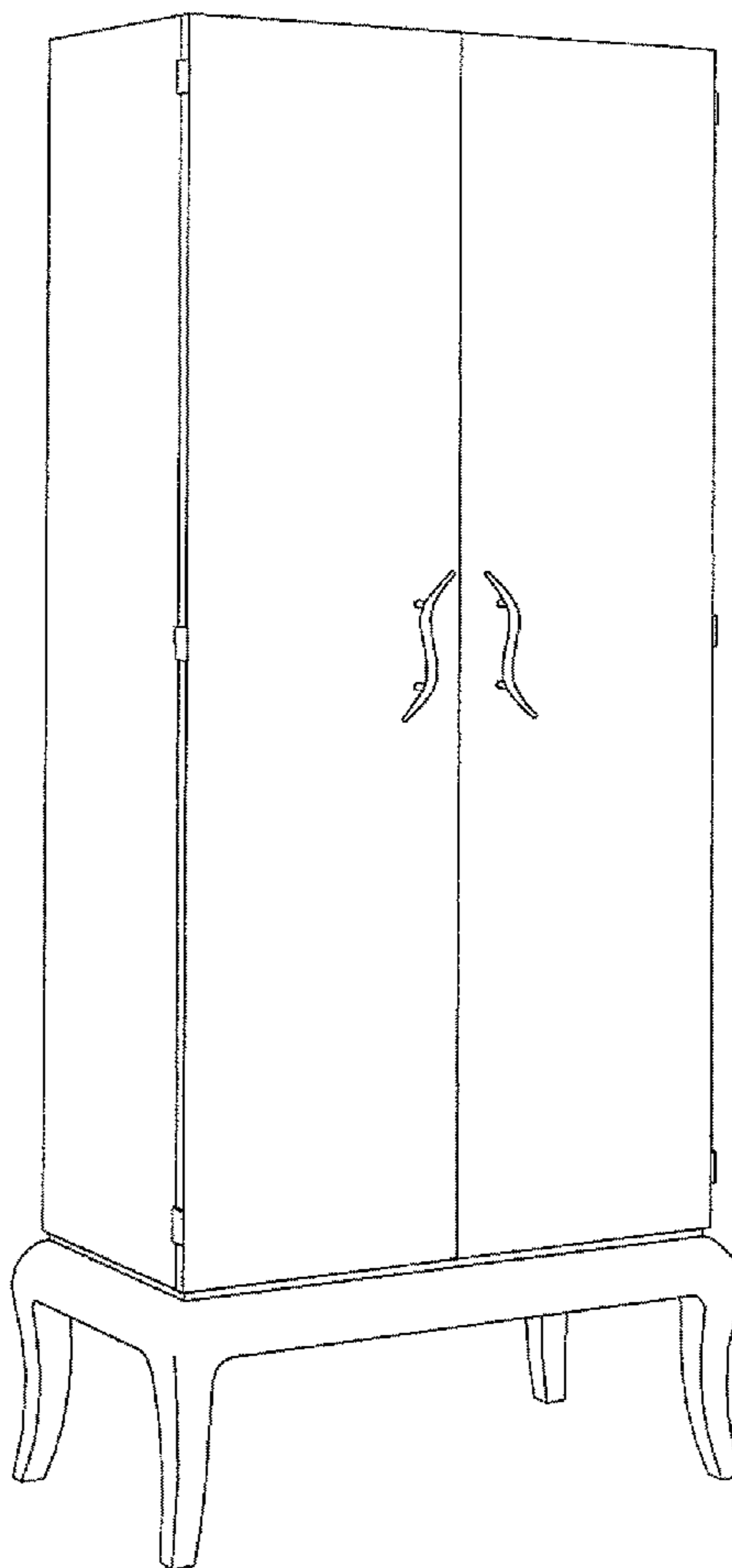
(57) **CLAIM**

The ornamental design for a cabinet, as shown and described.

DESCRIPTION

FIG. 1 is a perspective view of the cabinet of my design;
FIG. 2 is a front view of the cabinet;
FIG. 3 is a right side view of the cabinet (the left side view,
being a mirror image of the right side view, is not shown);
FIG. 4 is a back view of the cabinet;
FIG. 5 is a top view of the cabinet; and,
FIG. 6 is a bottom view of the cabinet.

1 Claim, 4 Drawing Sheets



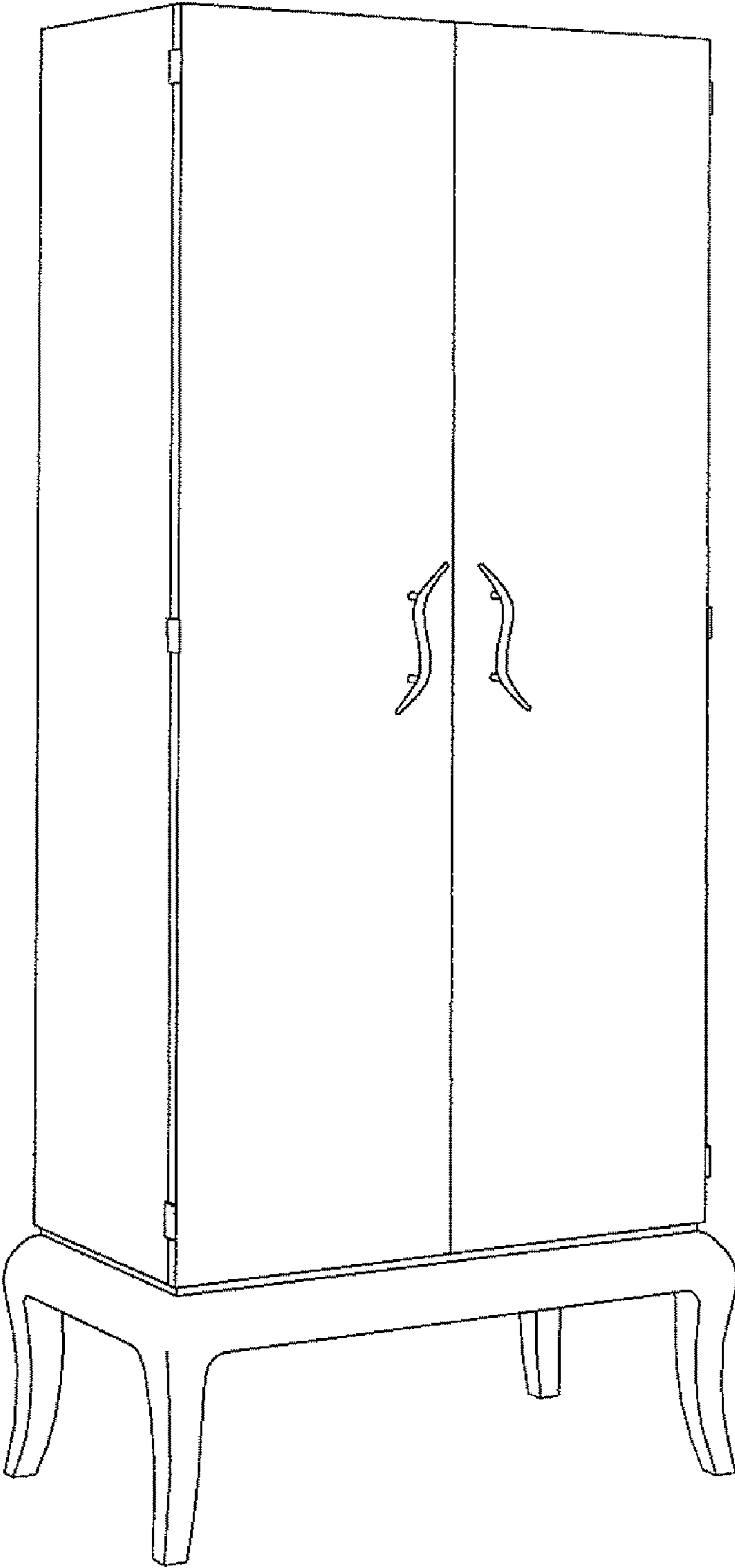


FIG. 1

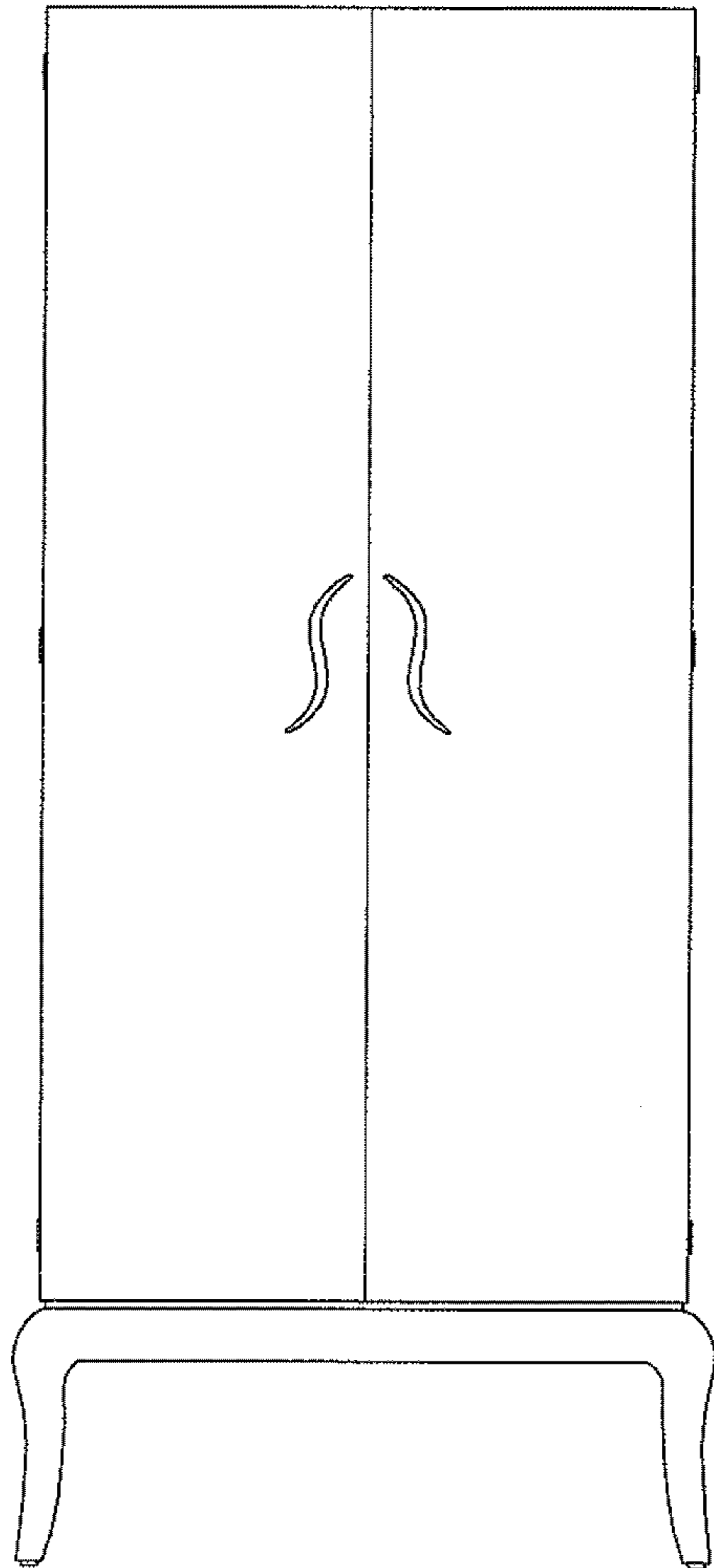


FIG. 2

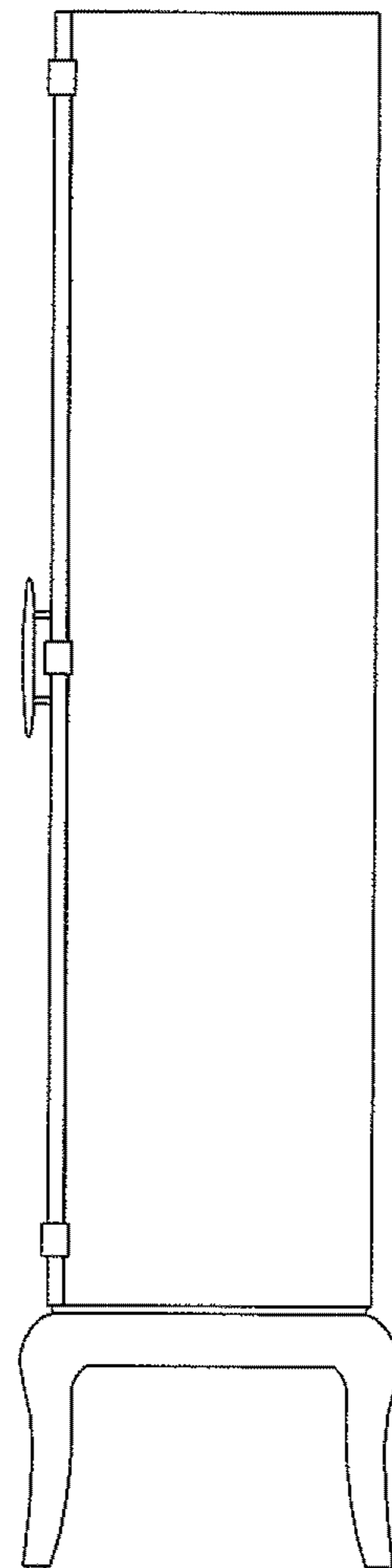


FIG. 3




FIG. 4




FIG. 5




FIG. 6