



US00D650570S

(12) **United States Design Patent**
Luedecke

(10) **Patent No.:** **US D650,570 S**

(45) **Date of Patent:** **** Dec. 20, 2011**

(54) **SHOE UPPER**

(75) Inventor: **Tom Luedecke**, Portland, OR (US)

(73) Assignee: **NIKE, Inc.**, Beaverton, OR (US)

(**) Term: **14 Years**

(21) Appl. No.: **29/401,603**

(22) Filed: **Sep. 13, 2011**

(51) **LOC (9) Cl.** **02-99**

(52) **U.S. Cl.** **D2/972**

(58) **Field of Classification Search** D2/896,
D2/902, 906-908, 943, 944, 946, 947, 951,
D2/969, 972-974, 977; 36/45-49, 50.1,
36/77 M, 77 R, 83, 88, 113, 114, 126-131,
36/25 R-25 A

See application file for complete search history.

(56) **References Cited**

U.S. PATENT DOCUMENTS

D315,979 S	4/1991	Legacki et al.	
D316,624 S	5/1991	Hatfield et al.	
D317,075 S	5/1991	Hatfield et al.	
D317,823 S	7/1991	Hatfield	
D329,128 S	9/1992	Rogers et al.	
D333,905 S	3/1993	Close	
D342,600 S	12/1993	Hatfield et al.	
D344,405 S	2/1994	Close	
D347,724 S	6/1994	Teague	
D348,979 S	7/1994	Greene	
D349,394 S	8/1994	Hatfield	
D377,263 S *	1/1997	Lucas	D2/972
D391,752 S *	3/1998	von Conta	D2/969
D404,556 S	1/1999	Dolinsky	
D405,250 S	2/1999	Prats	
D433,559 S	11/2000	Ruth	
D487,337 S	3/2004	Rogers	
D496,151 S *	9/2004	Rask	D2/972
D496,152 S *	9/2004	Doxey	D2/972
D513,855 S *	1/2006	Rask	D2/972
D529,276 S	10/2006	Fogg	

D569,600 S	5/2008	Mayden	
D574,136 S	8/2008	Avar	
D577,185 S	9/2008	Link	
D579,186 S	10/2008	Mervar et al.	
D607,186 S	1/2010	McDonald	
D611,238 S	3/2010	McDonald	
D615,284 S	5/2010	McDonald	
D617,084 S	6/2010	McDonald	
D624,297 S *	9/2010	Henderson	D2/972
D634,918 S	3/2011	Katz et al.	
D636,569 S	4/2011	Mcmillan	
D636,583 S	4/2011	Petrie	
D636,584 S	4/2011	Williams, Jr.	

(Continued)

OTHER PUBLICATIONS

Nike Footwear Catalog, October & November Flow Footwear: Late Fall 1999, p. 77, published Mar. 1999, Nike, Inc., USA.

(Continued)

Primary Examiner — Dominic Simone

(74) *Attorney, Agent, or Firm* — Banner & Witcoff, Ltd.


(57) **CLAIM**

The ornamental design for a shoe upper, as shown and described.

DESCRIPTION

FIG. 1 is a front perspective view of a shoe upper showing my new design;
FIG. 2 is a side view thereof; and,
FIG. 3 is a rear perspective view thereof.
The broken lines immediately adjacent to the shaded area represent unclaimed boundaries of the design. The four unshaded eyelet regions within the shaded area that are demarcated by broken lines form no part of the claimed design. The broken lines showing the remainder of the shoe are for environmental purposes only and form no part of the claimed design.

1 Claim, 3 Drawing Sheets



US D650,570 S

Page 2

U.S. PATENT DOCUMENTS

D636,585 S 4/2011 Williams, Jr.
D636,586 S 4/2011 Williams, Jr.
D636,587 S 4/2011 Williams, Jr.
D636,588 S 4/2011 Avar
D636,591 S 4/2011 Miner
D638,621 S 5/2011 Mayden
D642,369 S 8/2011 Miner
D642,787 S 8/2011 Lee
D643,203 S 8/2011 Mermet

OTHER PUBLICATIONS

Nike Footwear Catalog, Footwear: Spring 2008, p. 40, published May 2007, Nike, Inc., USA.
Nike Footwear Catalog, 6.0 Kids Footwear: Holiday 2010 , p. 35, published Feb. 2010, Nike, Inc., USA.
Nike Footwear Catalog, Women's Footwear: Performance: Holiday 2010, p. 9, published Feb. 2010, Nike, Inc., USA.
* cited by examiner

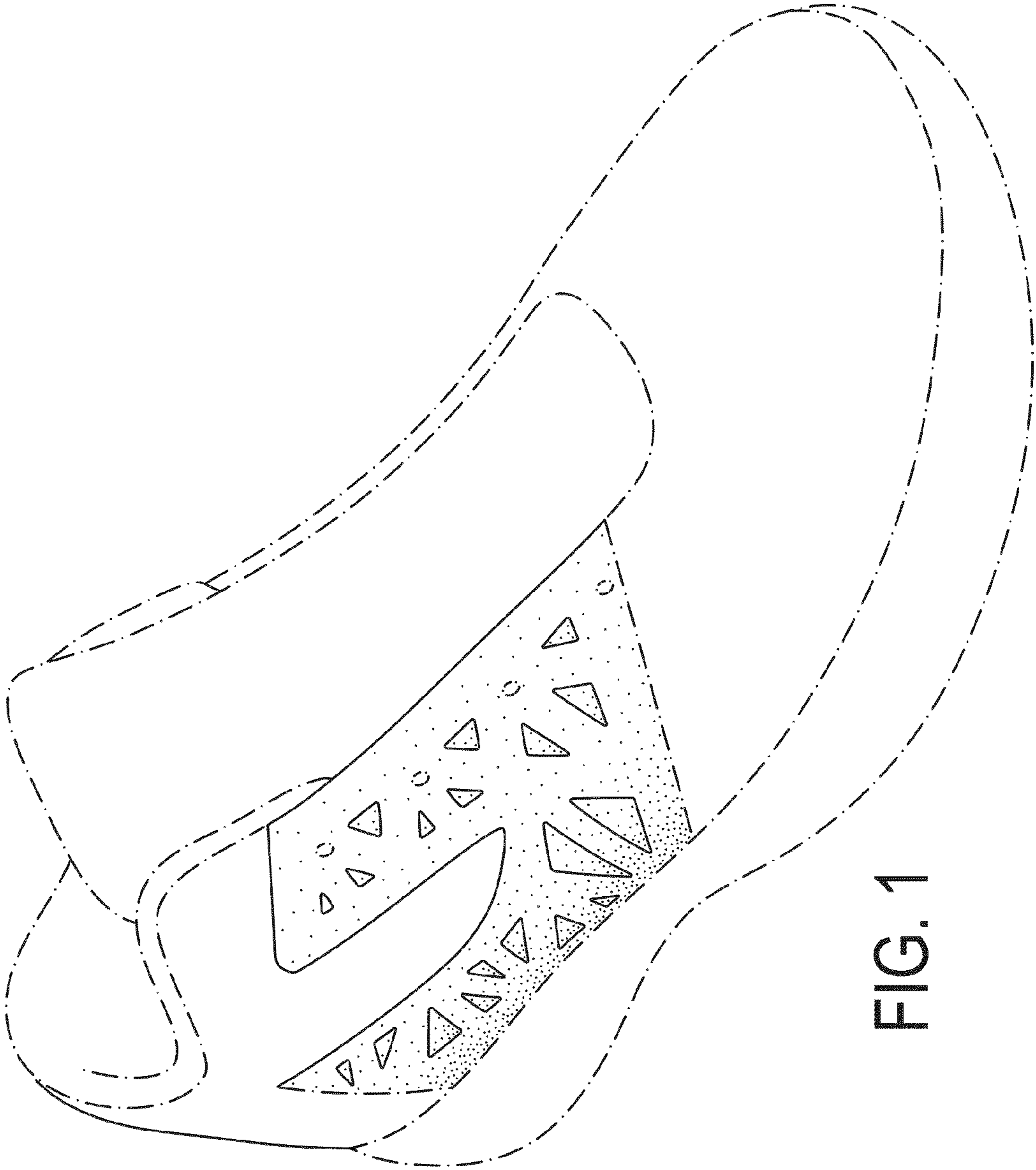


FIG. 1

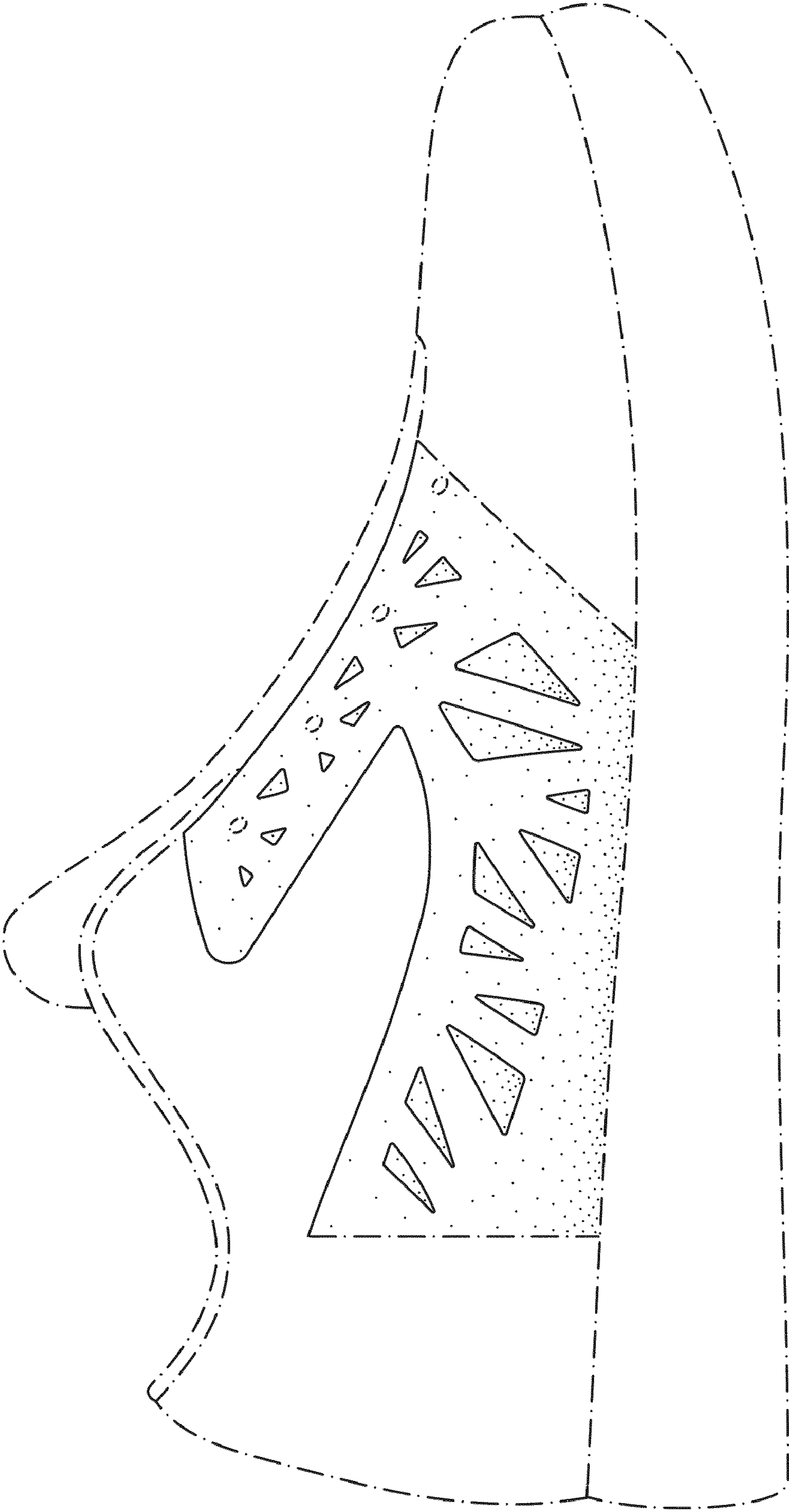


FIG. 2

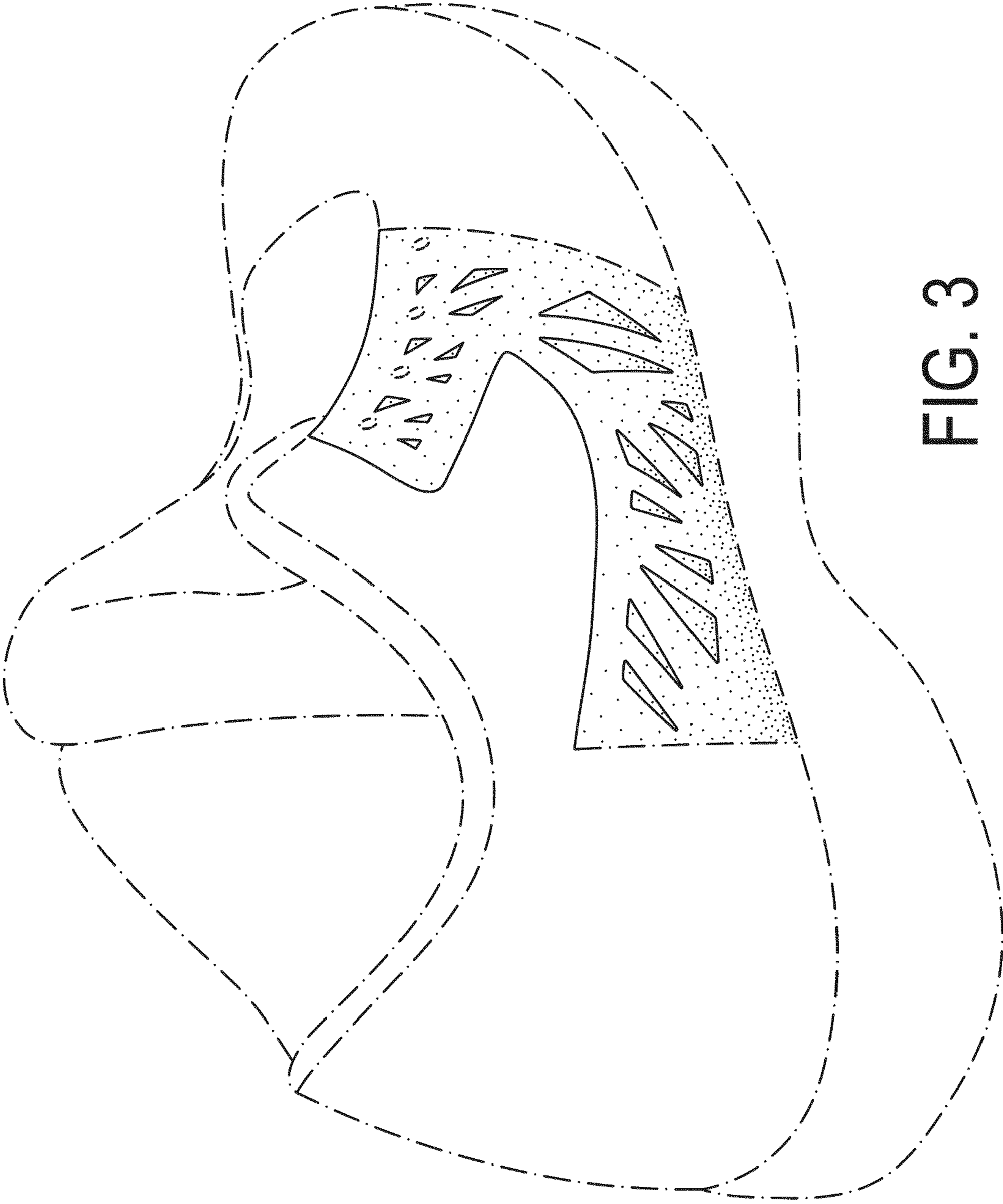


FIG. 3