

US00D650551S

(12) **United States Design Patent**  
**Farentinos**

(10) **Patent No.:** **US D650,551 S**

(45) **Date of Patent:** **\*\* Dec. 13, 2011**

(54) **MAILBOX DOOR**

(75) **Inventor:** **Christopher Andrew Farentinos,**  
Redondo Beach, CA (US)

(73) **Assignee:** **Architectural Mailboxes, LLC,**  
Compton, CA (US)

(\*\*) **Term:** **14 Years**

(21) **Appl. No.:** **29/386,362**

(22) **Filed:** **Feb. 28, 2011**

(51) **LOC (9) Cl.** ..... **99-00**

(52) **U.S. Cl.** ..... **D99/43**

(58) **Field of Classification Search** ..... D99/28,  
D99/29, 30, 31, 32, 33, 43, 99; D3/272,  
D3/294; D6/510; D8/300, 306, 307, 313;  
232/1 A, 17, 19, 20, 21, 22, 23, 24-31, 34,  
232/35, 37, 38, 39, 44, 45, 47

See application file for complete search history.

(56) **References Cited**

**U.S. PATENT DOCUMENTS**

1,256,375	A *	2/1918	Ruby	453/54
2,561,007	A *	7/1951	Bierig	232/17
3,294,057	A *	12/1966	Feil	232/35
3,815,811	A *	6/1974	Harmon	232/35
4,005,816	A *	2/1977	Malik	232/35
4,275,829	A *	6/1981	Johnson et al.	232/17
4,524,905	A *	6/1985	Crist	232/35
D309,053	S *	7/1990	Shantz	D99/29
D332,341	S	1/1993	Mayfield	
5,449,111	A *	9/1995	Sauzedde et al.	232/17
D377,256	S *	1/1997	Parrish, Jr.	D99/32
D445,988	S *	7/2001	Gaines et al.	D99/29

D482,178	S *	11/2003	South	D99/29
D499,225	S *	11/2004	Taylor et al.	D99/32
D501,594	S *	2/2005	Taylor et al.	D99/29
D503,504	S *	3/2005	Taylor et al.	D99/29
D514,270	S *	1/2006	Lackey et al.	D99/30
D517,270	S *	3/2006	Lackey et al.	D99/30
7,182,244	B2 *	2/2007	Brown	232/38
7,252,221	B1 *	8/2007	Bowers	232/45
D556,974	S *	12/2007	Speir	D99/43
D556,975	S *	12/2007	Speir	D99/43
D563,625	S	3/2008	Bowers	
D580,623	S *	11/2008	Bowers	D99/29
D580,624	S *	11/2008	Bowers	D99/29
7,527,190	B1 *	5/2009	Bowers et al.	232/45

\* cited by examiner

*Primary Examiner* — Elizabeth J Oswecki

(74) *Attorney, Agent, or Firm* — Vista IP Law Group LLP

(57) **CLAIM**

The ornamental design for the mailbox door, as shown and described.

**DESCRIPTION**

FIG. 1 is a front perspective view of a mailbox door showing my new design;

FIG. 2 is a front view thereof;

FIG. 3 is a back view thereof;

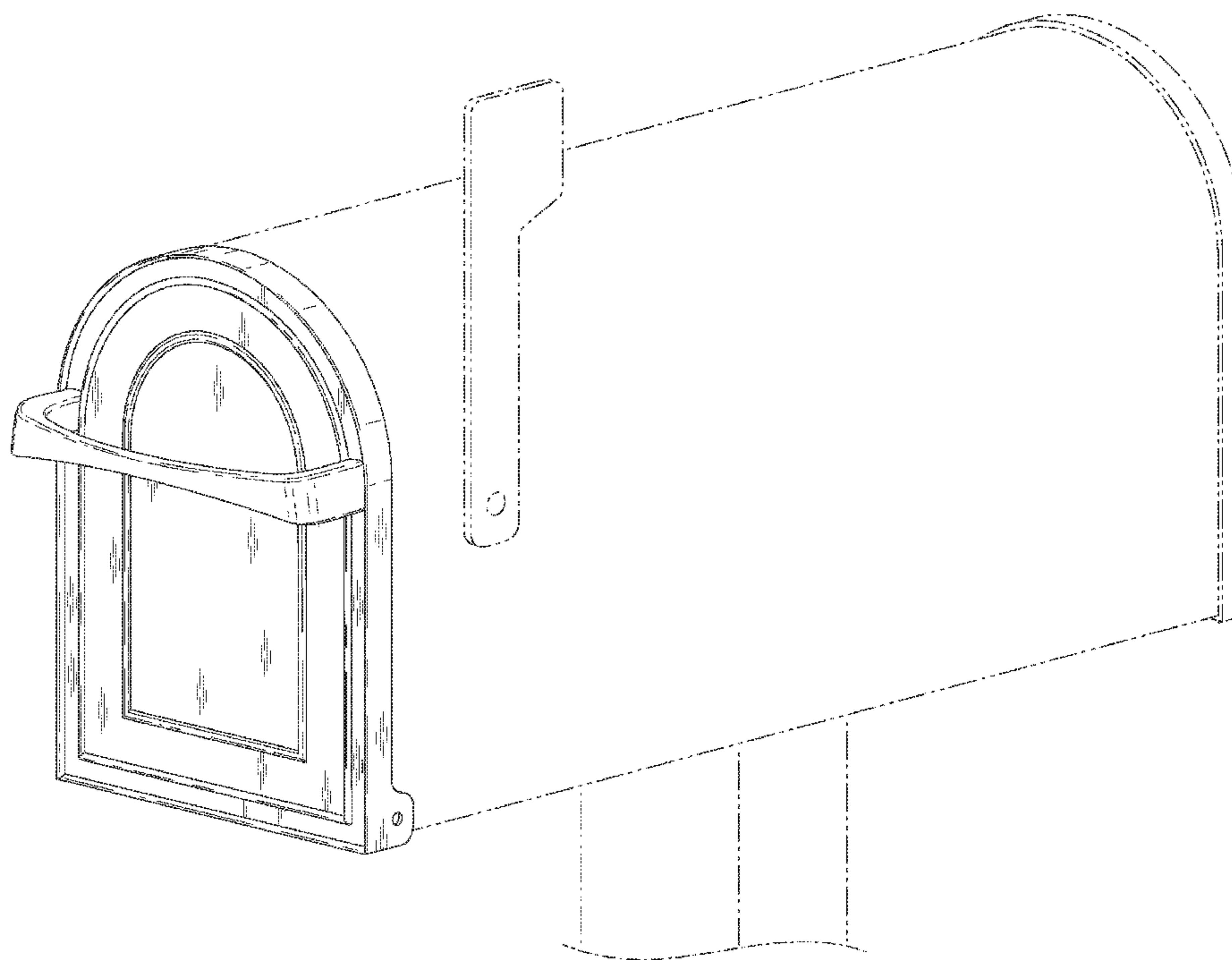
FIG. 4 is a right side view thereof, the left side being identical;

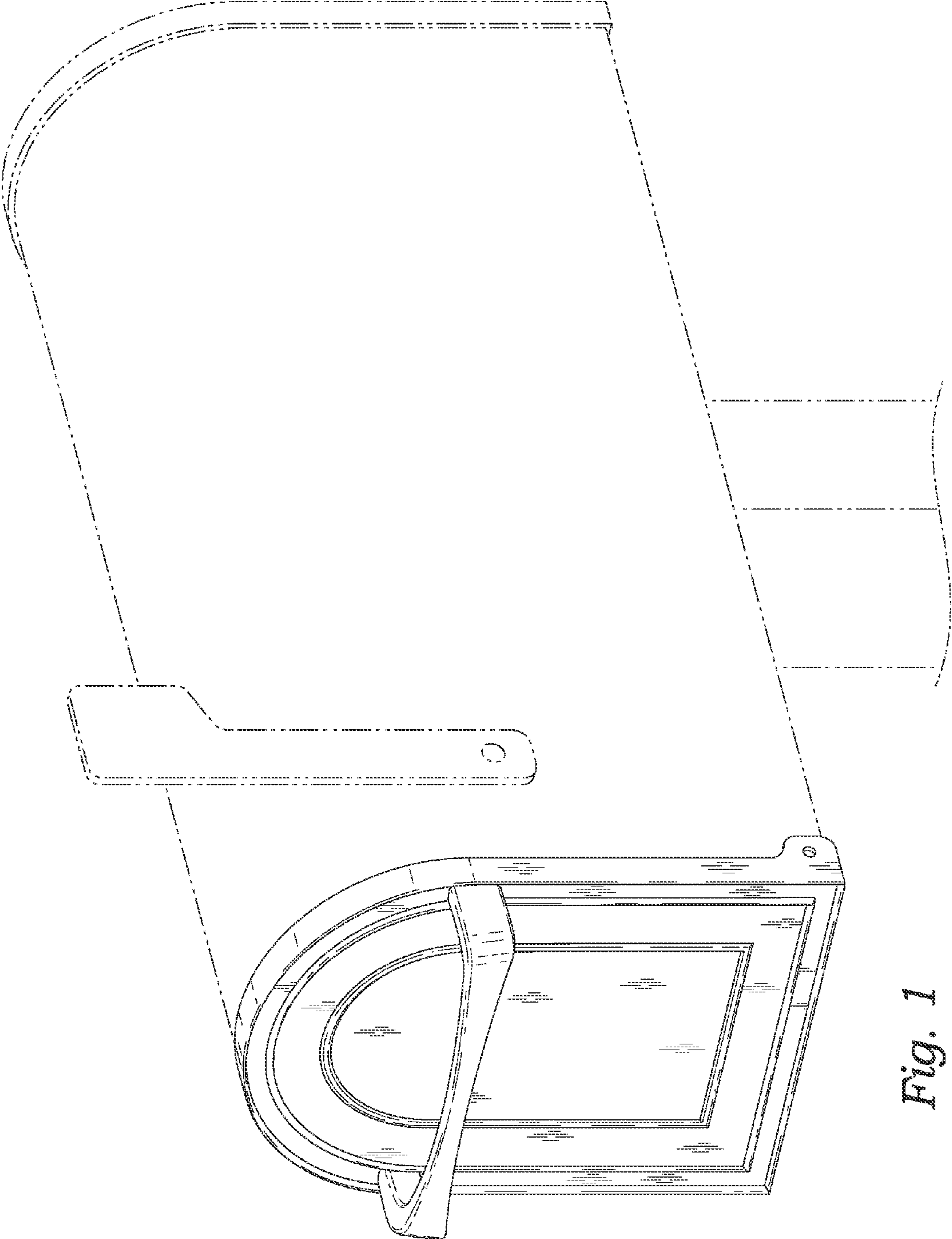
FIG. 5 is a top plan view thereof; and,

FIG. 6 is a bottom plan view thereof.


The dotted lines in the drawings form no part of the claimed design, but are shown to help illustrate an environment in which the claimed design may be used.

**1 Claim, 2 Drawing Sheets**

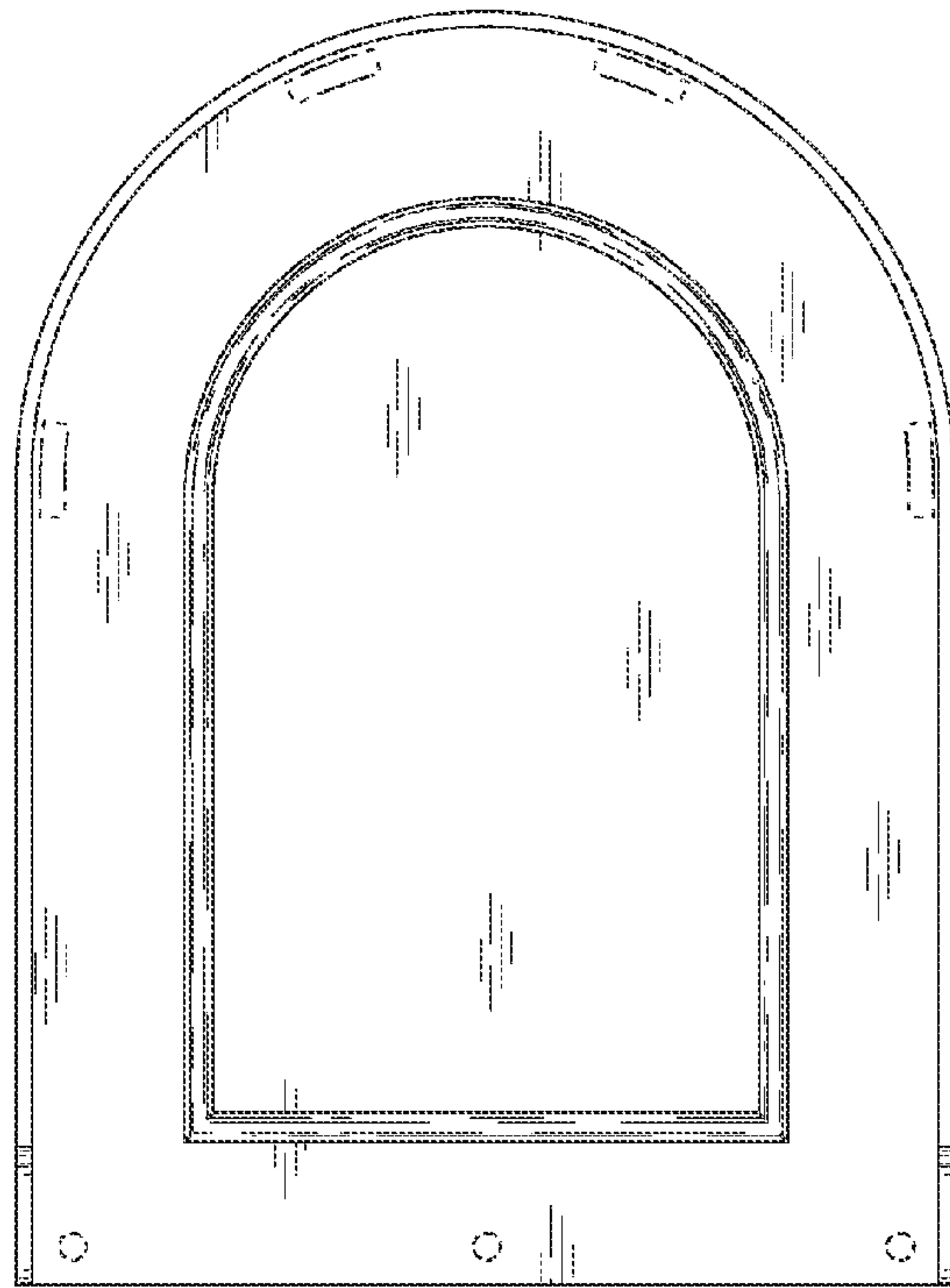




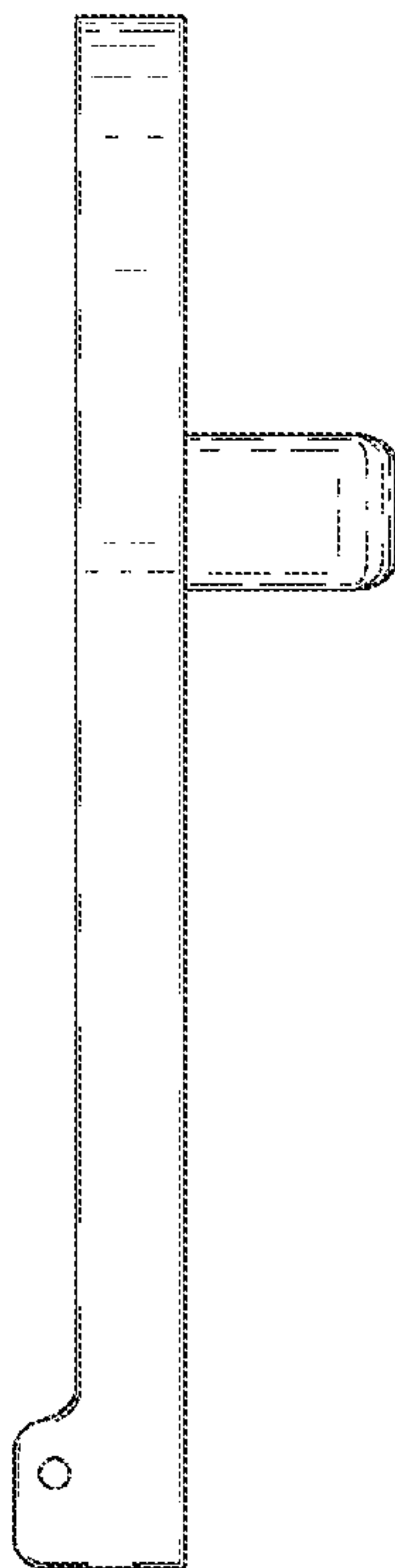
*Fig. 1*



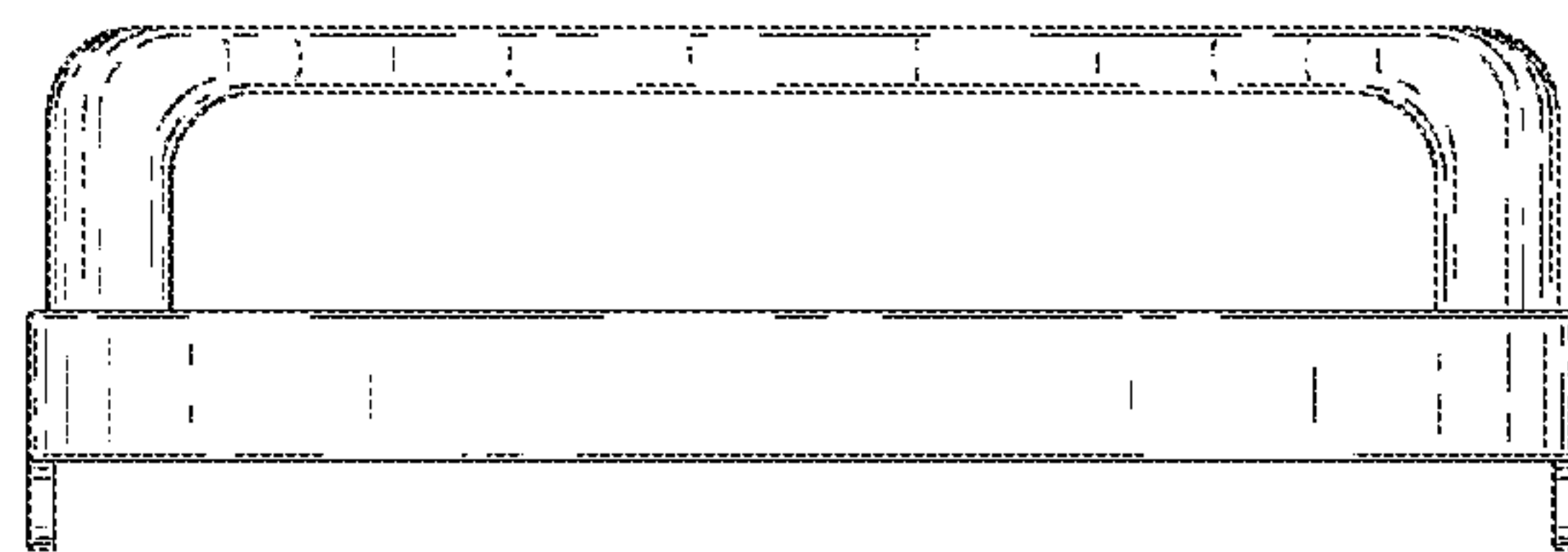
*Fig. 2*




*Fig. 3*



*Fig. 4*



*Fig. 5*



*Fig. 6*