



US00D650541S

(12) **United States Design Patent**
Mayer et al.

(10) **Patent No.:** **US D650,541 S**

(45) **Date of Patent:** **** Dec. 13, 2011**

(54) **RACK**

(75) Inventors: **Theresa M. Mayer**, Sheboygan, WI (US); **James E. Redlich**, Howards Grove, WI (US); **Alan J. Schommer**, Fredonia, WI (US)

(73) Assignee: **The Vollrath Company, L.L.C.**, Sheboygan, WI (US)

(**) Term: **14 Years**

(21) Appl. No.: **29/331,652**

(22) Filed: **Jan. 29, 2009**

(51) **LOC (9) Cl.** **07-05**

(52) **U.S. Cl.** **D32/55**

(58) **Field of Classification Search** D32/2, D32/3, 35, 55-56, 58; D3/304, 310, 313, D3/318-319; 211/41.8, 71.01, 74, 126.1, 211/126.2, 126.12; 206/509, 511-512, 561, 206/565; 220/4.03, 4.26

See application file for complete search history.

(56) **References Cited**

U.S. PATENT DOCUMENTS

581,054	A *	4/1897	Arnould	220/513
1,273,622	A *	7/1918	Kollman	220/512
1,525,970	A *	2/1925	Wildberg	217/20
2,003,134	A *	5/1935	Bowman	217/19
2,970,715	A *	2/1961	Kappel et al.	220/516
3,078,020	A *	2/1963	Boonstra	294/159
3,252,582	A	5/1966	Kesilman et al.	
3,283,915	A	11/1966	Maslow	
3,306,463	A	2/1967	Maslow	
3,388,807	A *	6/1968	Emmitt	211/74
3,542,210	A *	11/1970	Sorensen	211/74
3,584,744	A	6/1971	Ettlinger, Jr.	
D232,295	S *	8/1974	Vujnovic	D7/600
D259,818	S	7/1981	Beavis	
D272,699	S *	2/1984	Godfrey	D7/701

4,527,707	A	7/1985	Heymann et al.	
4,660,727	A *	4/1987	Levine	211/74
4,795,038	A *	1/1989	Johnson	211/74
D327,970	S *	7/1992	Watanabe et al.	D3/313

(Continued)

FOREIGN PATENT DOCUMENTS

WO WO 03/065867 8/2003

OTHER PUBLICATIONS

Carlisle Foodservice Products, 2007 New Products Catalog, bearing a designation of "© 2007," 12 pages.

(Continued)

Primary Examiner — Rosemary K Tarcza

(74) *Attorney, Agent, or Firm* — Foley & Lardner LLP

(57) **CLAIM**

We claim the ornamental design for a rack, as shown and described.

DESCRIPTION

FIG. 1 is a top perspective view of an embodiment of the claimed design;

FIG. 2 is a bottom perspective view of the claimed design of FIG. 1;

FIG. 3 is a top view of the claimed design of FIG. 1;

FIG. 4 is a bottom view of the claimed design of FIG. 1;

FIG. 5 is a front view of the claimed design of FIG. 1;

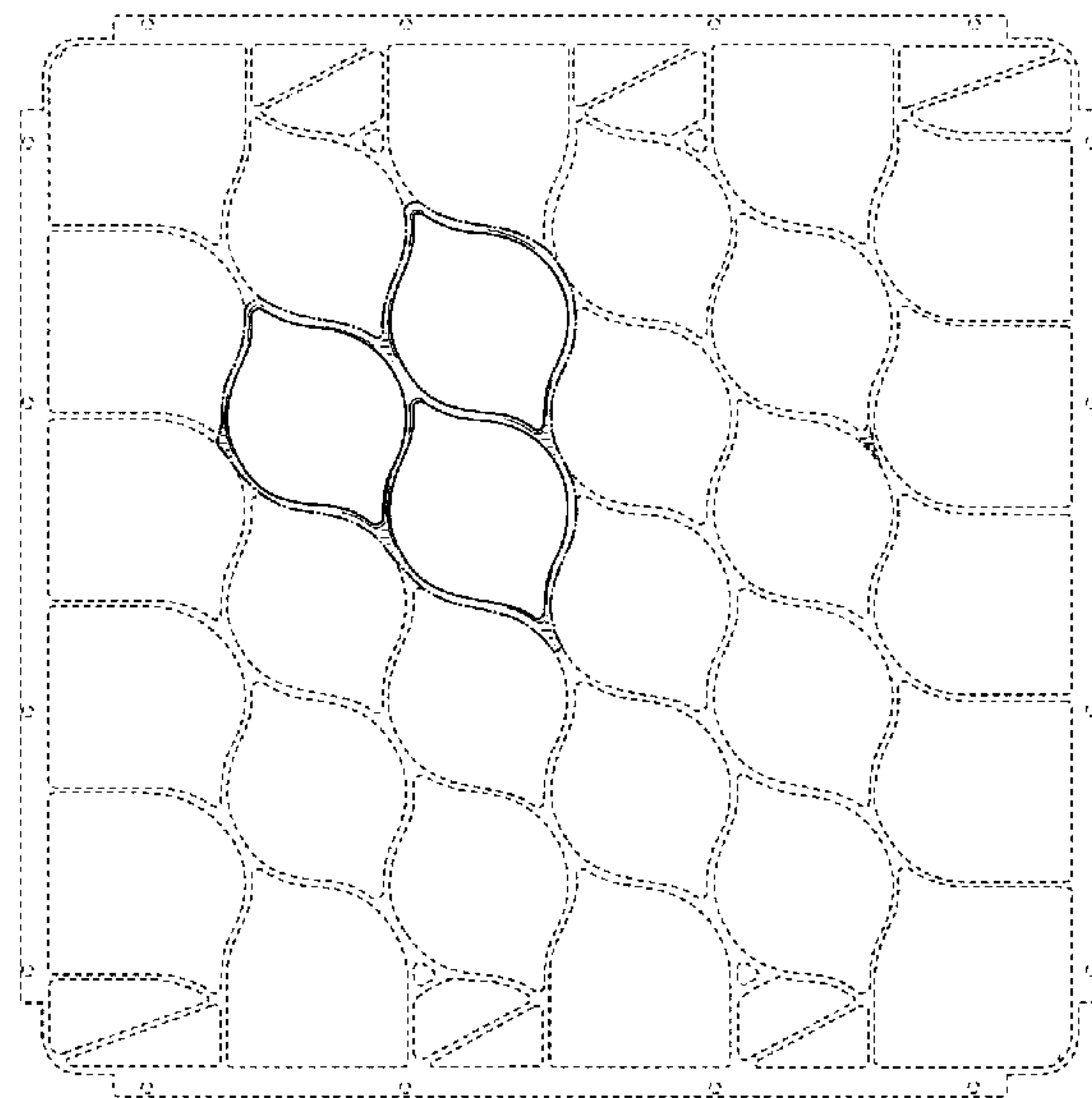
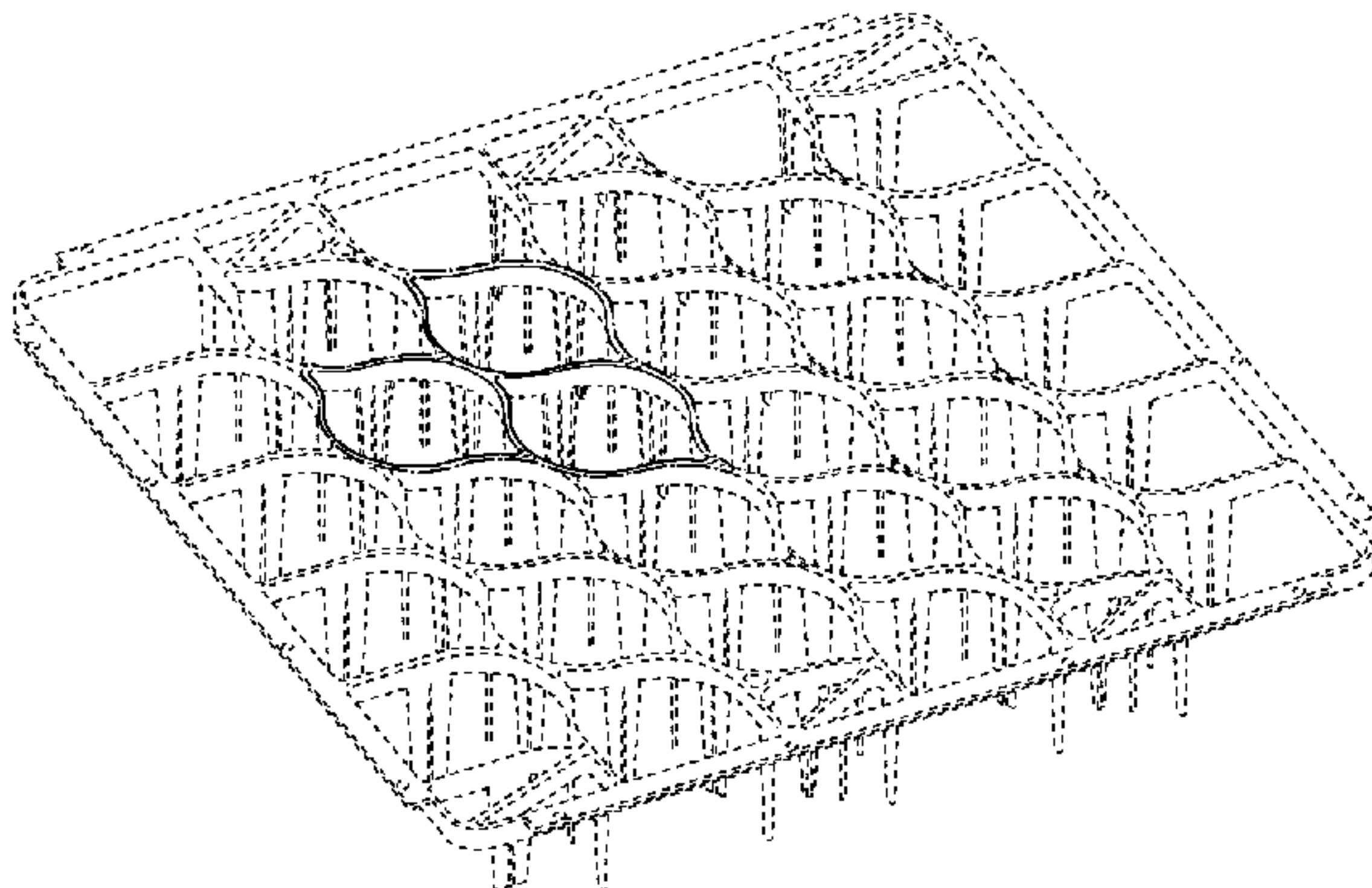
FIG. 6 is a rear view of the claimed design of FIG. 1;

FIG. 7 is a left side view of the claimed design of FIG. 1; and,

FIG. 8 is a right side view of the claimed design of FIG. 1.

The ornamental design which is claimed is shown in solid lines in the drawings. The broken lines in the drawings are for illustrative purposes only and form no part of the claimed design. The dash-dot lines in the drawings represent the boundaries of the claimed design and form no part of the claimed design.

1 Claim, 6 Drawing Sheets



US D650,541 S

Page 2

U.S. PATENT DOCUMENTS

D350,438 S * 9/1994 Apps et al. D3/313
D399,614 S * 10/1998 Goodin et al. D32/3
D400,321 S 10/1998 Goodin et al.
D403,472 S 12/1998 Goodin et al.
D404,176 S 1/1999 Goodin et al.
5,860,358 A * 1/1999 Shriver 99/426
5,913,444 A * 6/1999 Steiner 220/512
D412,607 S 8/1999 Goodin et al.
5,934,486 A 8/1999 Jarvis et al.
D466,691 S * 12/2002 Zimmerman D3/310
6,634,510 B2 10/2003 Larson et al.
6,722,510 B1 * 4/2004 Sen 211/74
6,726,031 B2 4/2004 Laupan
7,004,336 B2 * 2/2006 Dagan 211/181.1
D538,538 S * 3/2007 Espinosa D3/313

D553,820 S * 10/2007 Baumgart et al. D32/58
2002/0117461 A1 8/2002 Laupan
2003/0178378 A1 * 9/2003 Larson et al. 211/41.8
2005/0011843 A1 * 1/2005 Dagan 211/74
2007/0108144 A1 * 5/2007 Flick 211/74

OTHER PUBLICATIONS

Vollrath, Smallwares & Equipment Catalog 2007-2008, pp. 5-2 to 5-20, bearing a designation of "© 2007," 19 pages.

Non-patent reference, identified in U.S. Patent No. 6,726,031.

Photo of dish rack manufactured by Traex, believed to be publically available before Nov. 28, 2007, 1 page.

Photo of dish rack manufactured by Carlisle, believed to be publically available before Nov. 28, 2007, 1 page.

* cited by examiner

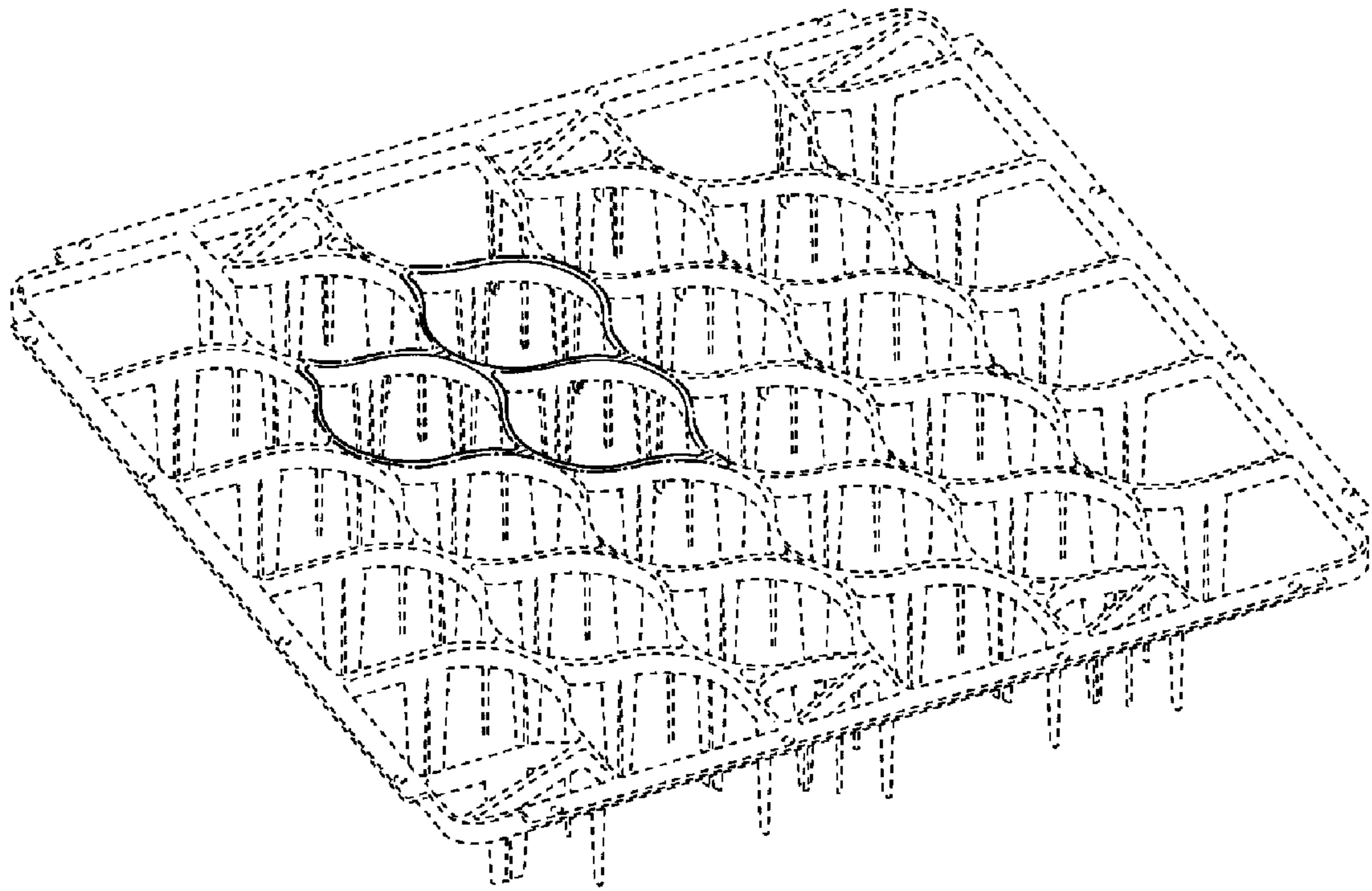


FIG. 1

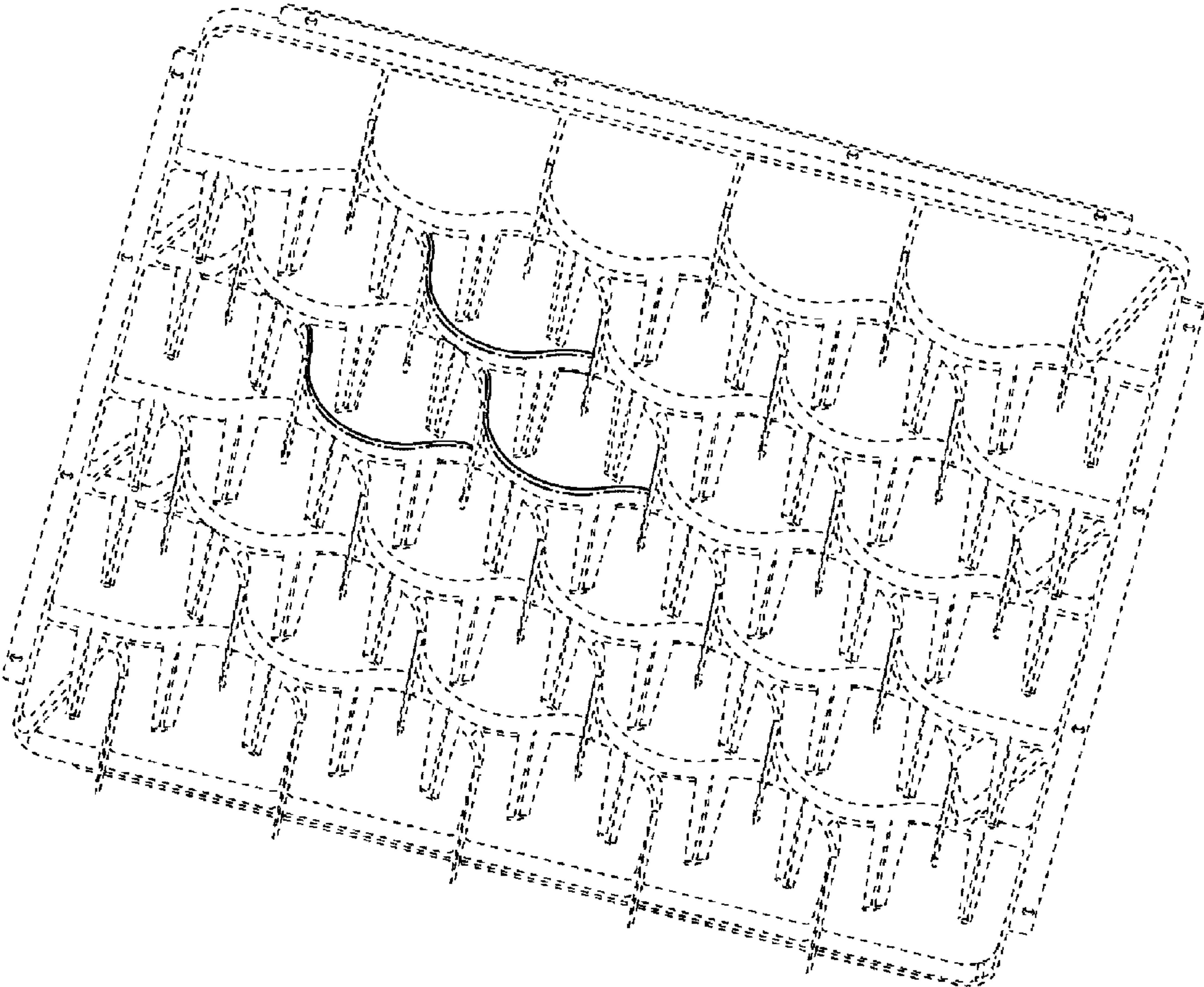


FIG. 2

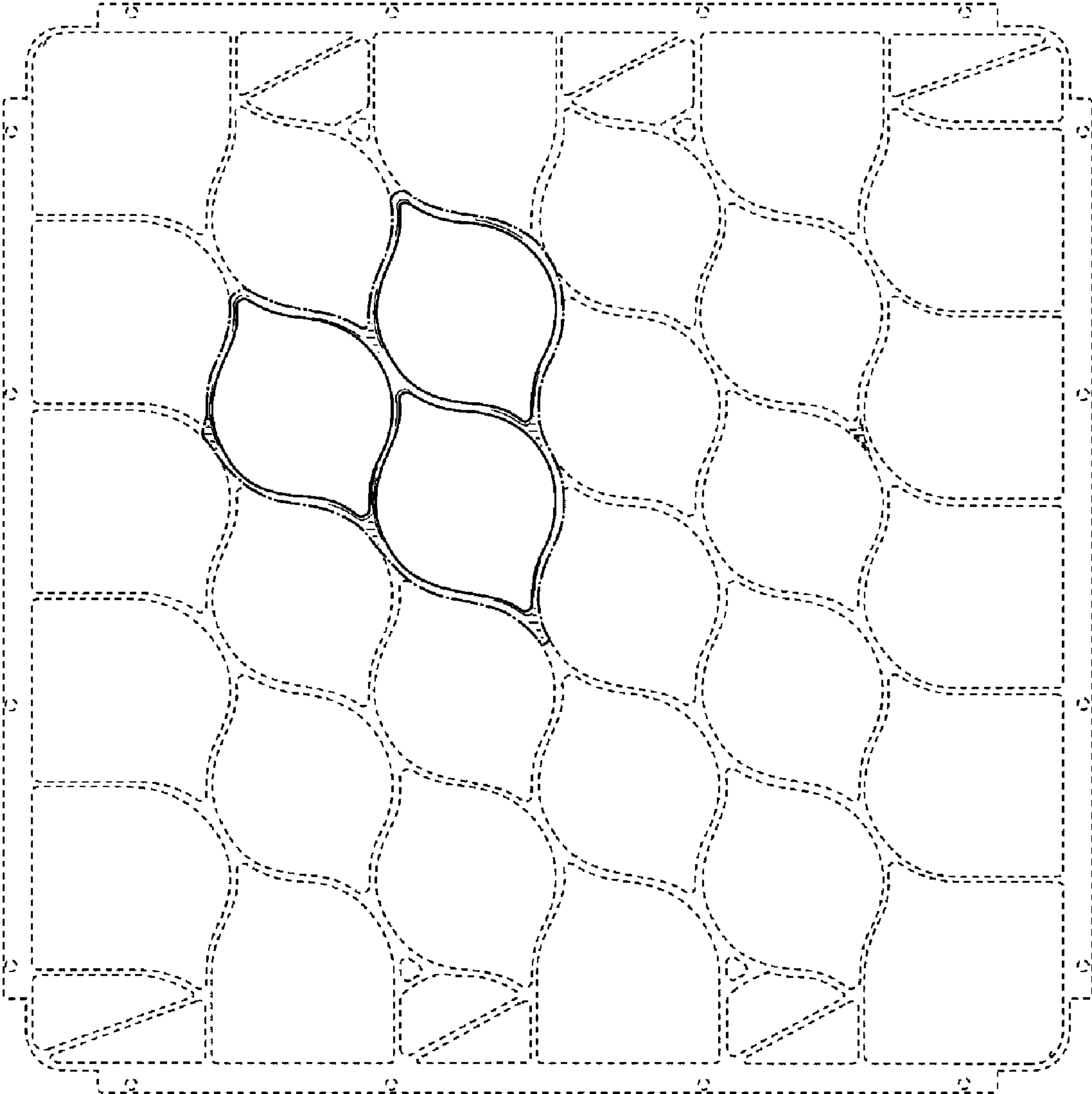


FIG. 3

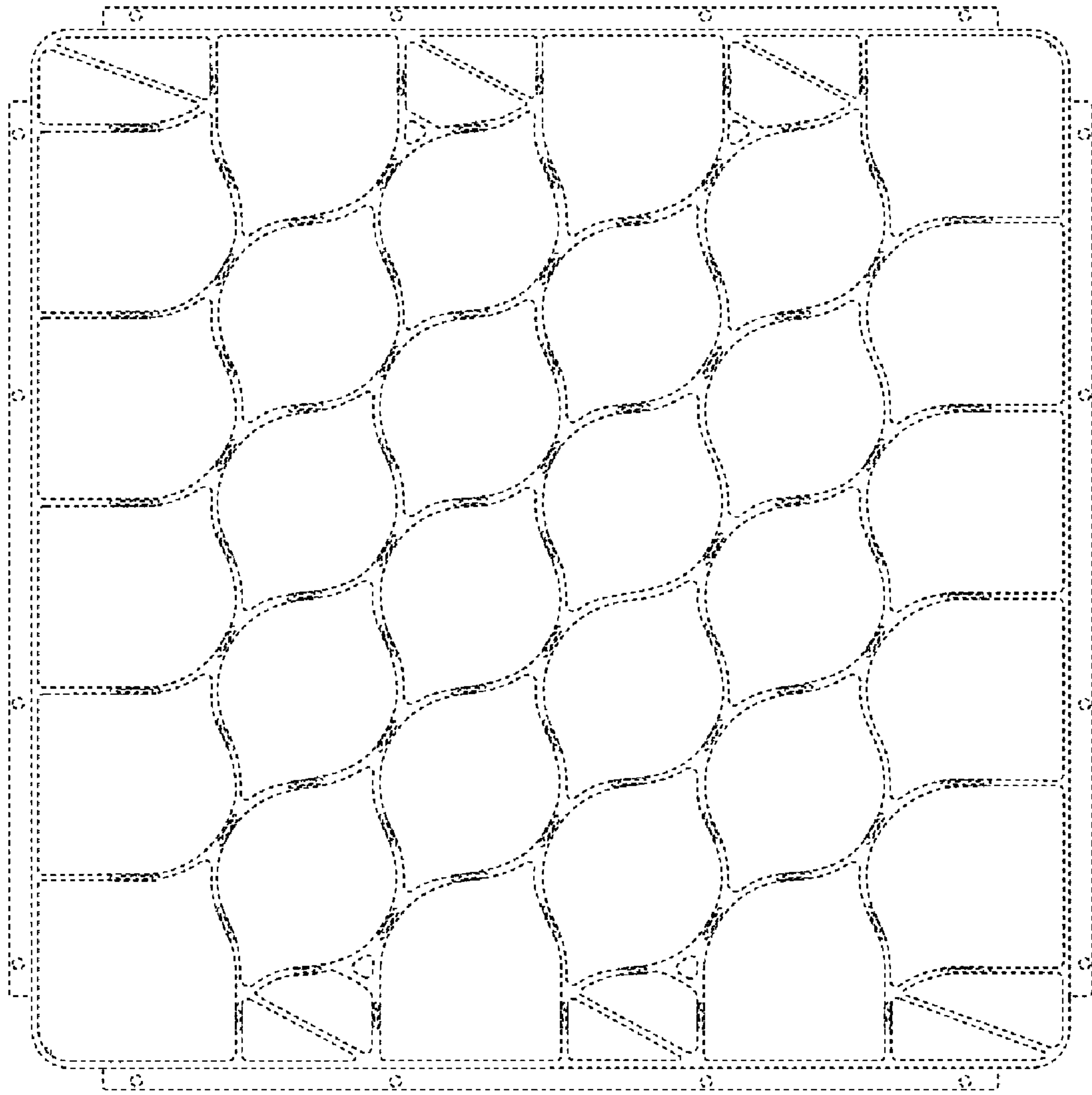


FIG. 4




FIG. 5




FIG. 6

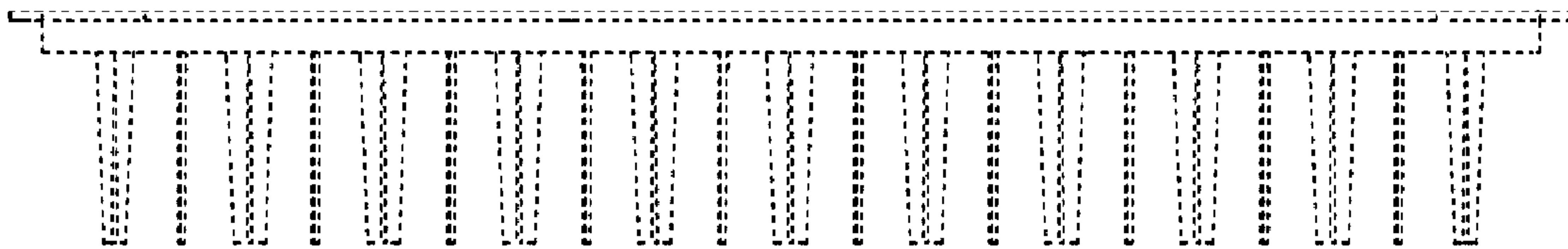


FIG. 7

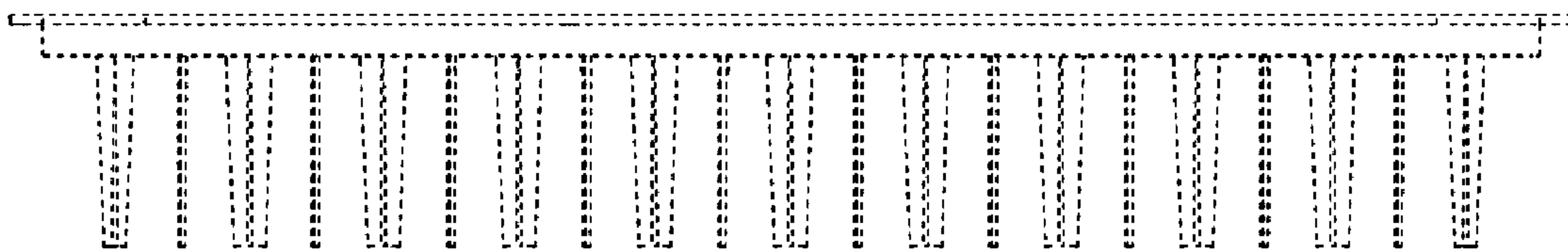


FIG. 8