



US00D650539S

(12) **United States Design Patent**  
**Caprarola**

(10) **Patent No.:** **US D650,539 S**

(45) **Date of Patent:** **\*\* Dec. 13, 2011**

(54) **CLOTH WITH MAGNET**

(76) Inventor: **Nichole R. Caprarola**, Beaufort, SC  
(US)

(\*\*) Term: **14 Years**

(21) Appl. No.: **29/381,807**

(22) Filed: **Dec. 23, 2010**

(51) **LOC (9) Cl.** ..... **04-01**

(52) **U.S. Cl.** ..... **D32/40; D5/47; D6/608**

(58) **Field of Classification Search** ..... D32/40-46;  
15/244.1-244.4, 208, 209.1; D5/4, 47; D6/608;  
428/99

See application file for complete search history.

(56) **References Cited**

U.S. PATENT DOCUMENTS

4,885,195	A	12/1989	Change, III	
D412,422	S *	8/1999	Cobb	D6/608
6,554,787	B1	4/2003	Griffin et al.	
7,021,594	B2	4/2006	Exler	
7,322,068	B1	1/2008	Kim	
D581,116	S *	11/2008	Blom	D32/40
D581,117	S *	11/2008	Blom	D32/40
D590,116	S *	4/2009	Policicchio et al.	D32/40
D597,716	S	8/2009	Wen	
D632,855	S *	2/2011	Quinlan et al.	D32/40
7,955,683	B1 *	6/2011	Ferrell et al.	428/99

2005/0217048 A1 10/2005 Elie et al.  
2009/0050657 A1 2/2009 Woolery  
2009/0094801 A1 4/2009 Woolery  
2010/0152635 A1 6/2010 Borden

\* cited by examiner

*Primary Examiner* — Robin V Webster

(74) *Attorney, Agent, or Firm* — P. Jeff Martin; The Law Firm of P. Jeffrey Martin, LLC

(57) **CLAIM**

The ornamental design for a cloth with magnet, as shown and described.

**DESCRIPTION**

FIG. 1 is a top perspective view of a cloth with magnet showing my new design;

FIG. 2 is a right side view of the cloth with magnet of FIG. 1;

FIG. 3 is a left side view of the cloth with magnet of FIG. 1;

FIG. 4 is a front view of the cloth with magnet of FIG. 1;

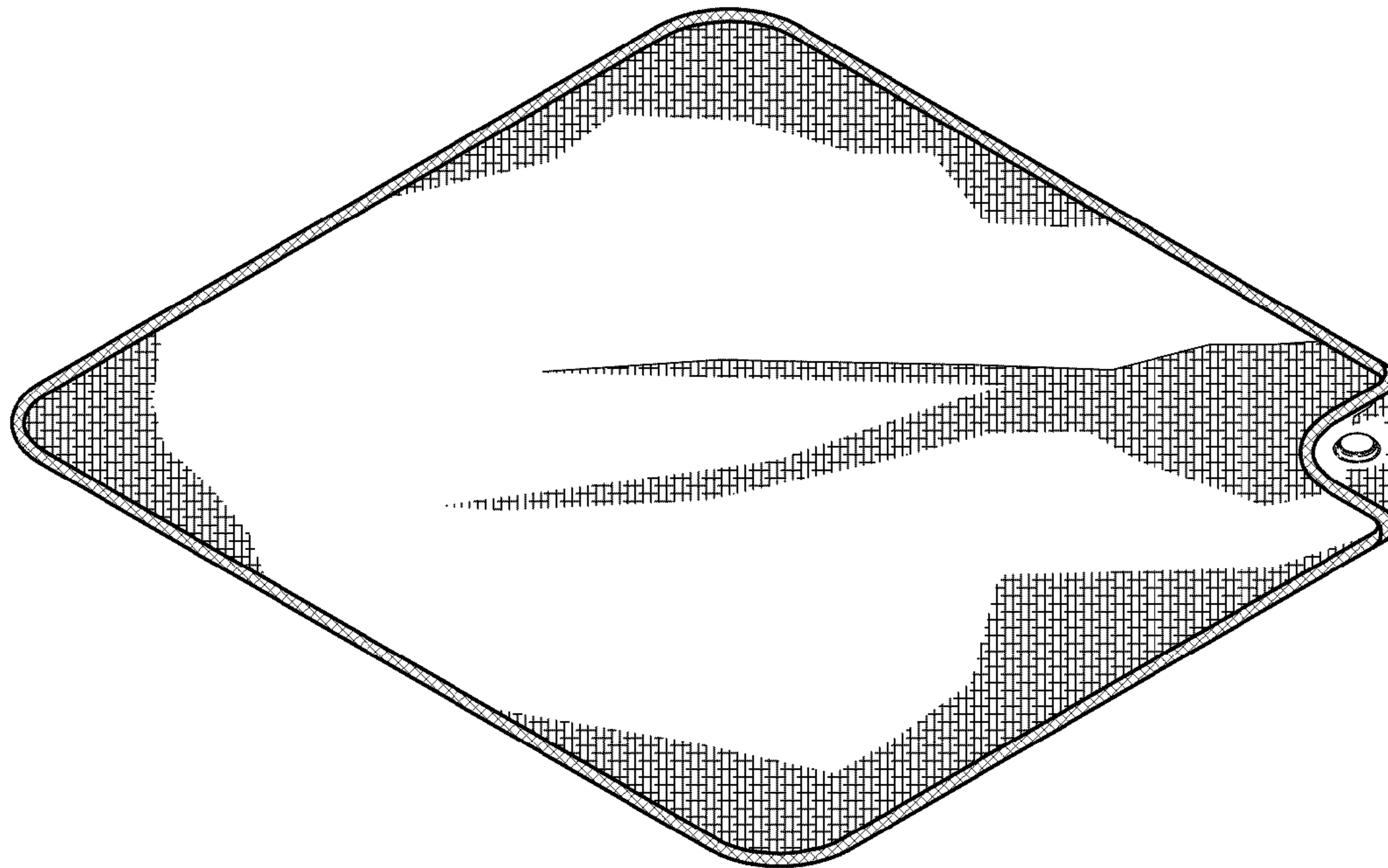
FIG. 5 is a rear view of the cloth with magnet of FIG. 1;

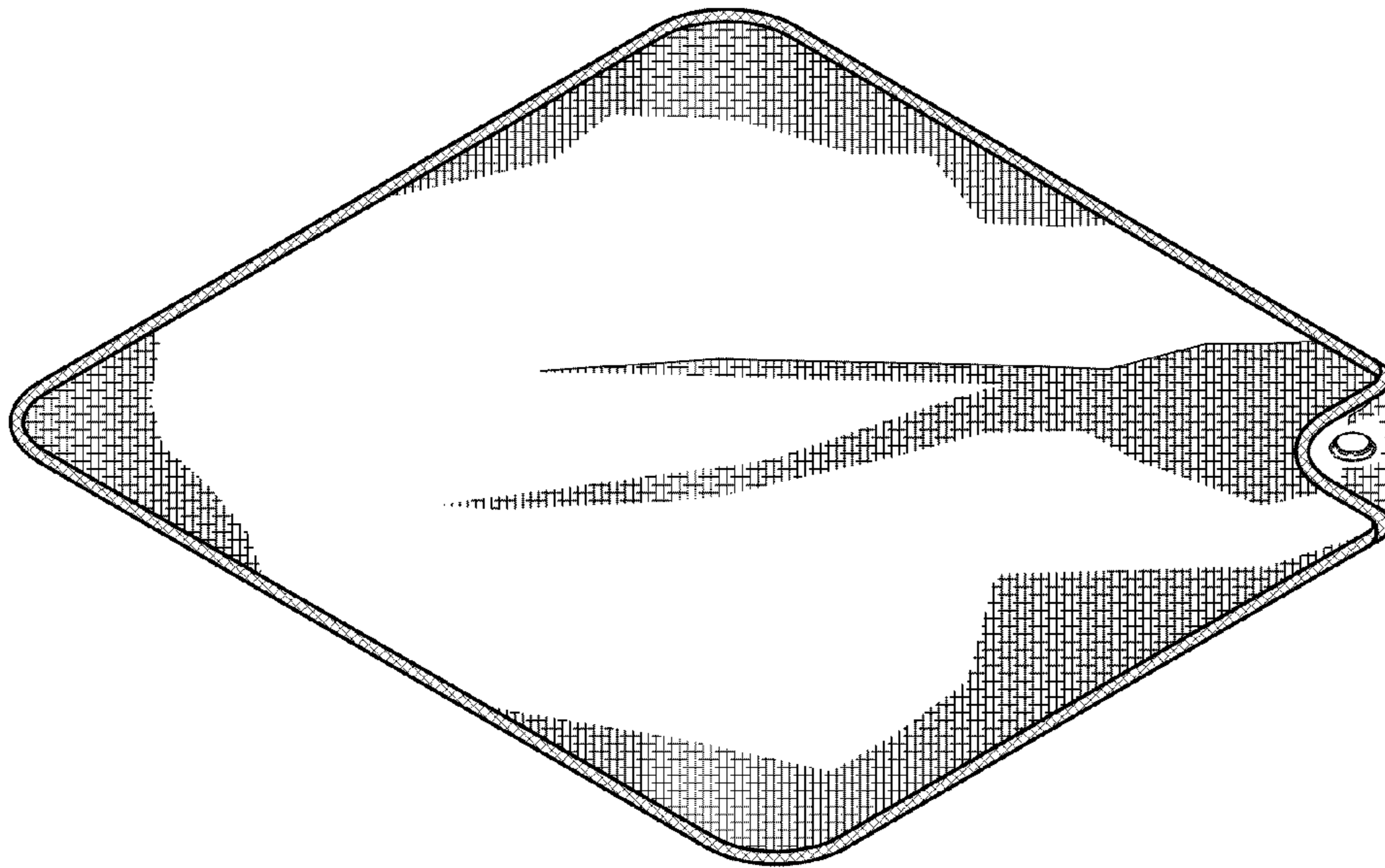
FIG. 6 is a top plan view of the cloth with magnet of FIG. 1; and,

FIG. 7 is a bottom plan view of the cloth with magnet of FIG. 1.

The pattern which is partially shown for ease of illustration represents the fabric texture and appearance and is understood to repeat uniformly throughout the indicated area.

**1 Claim, 3 Drawing Sheets**





*FIG. 1*



*FIG. 2*



*FIG. 3*

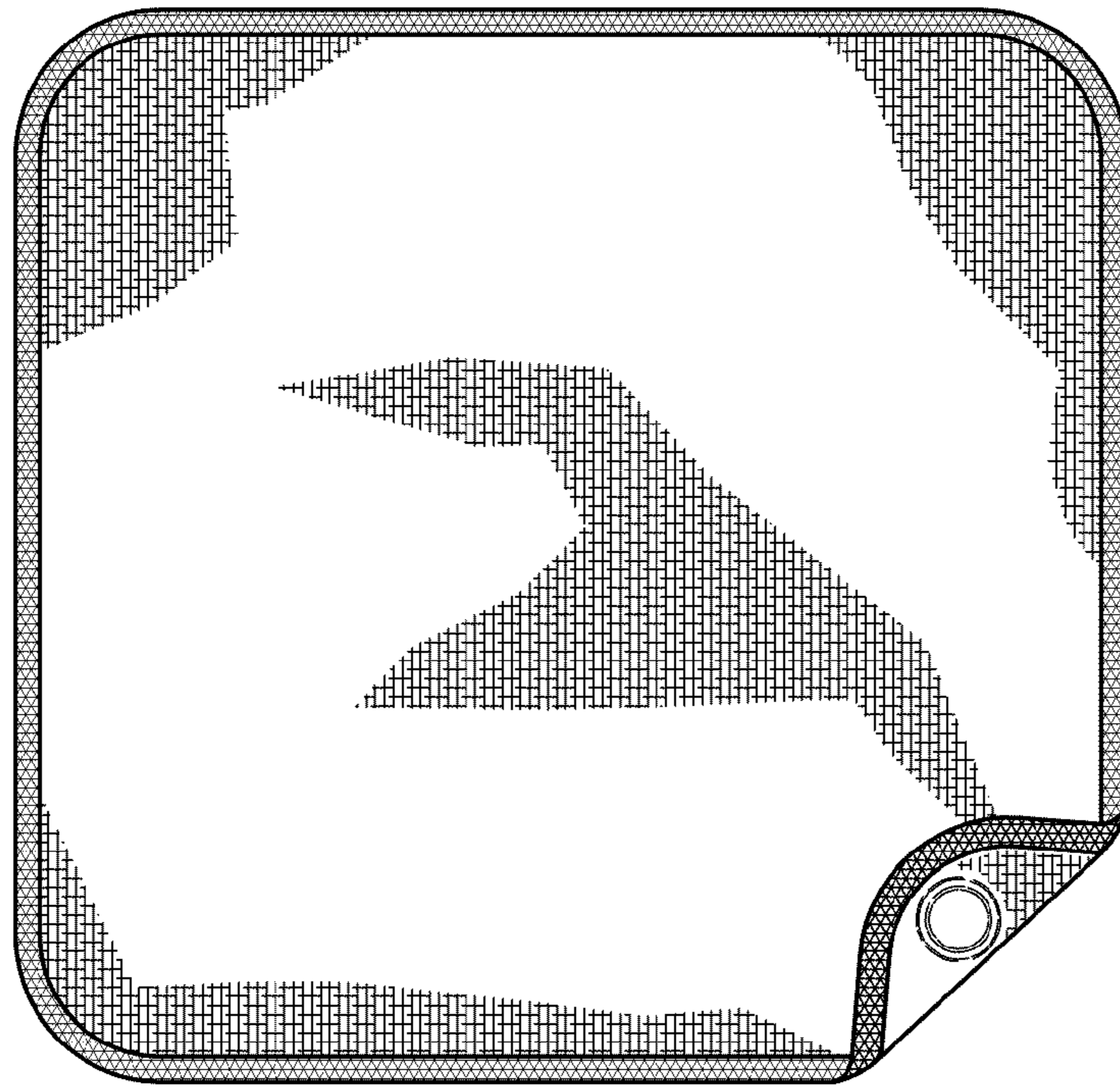


*FIG. 4*

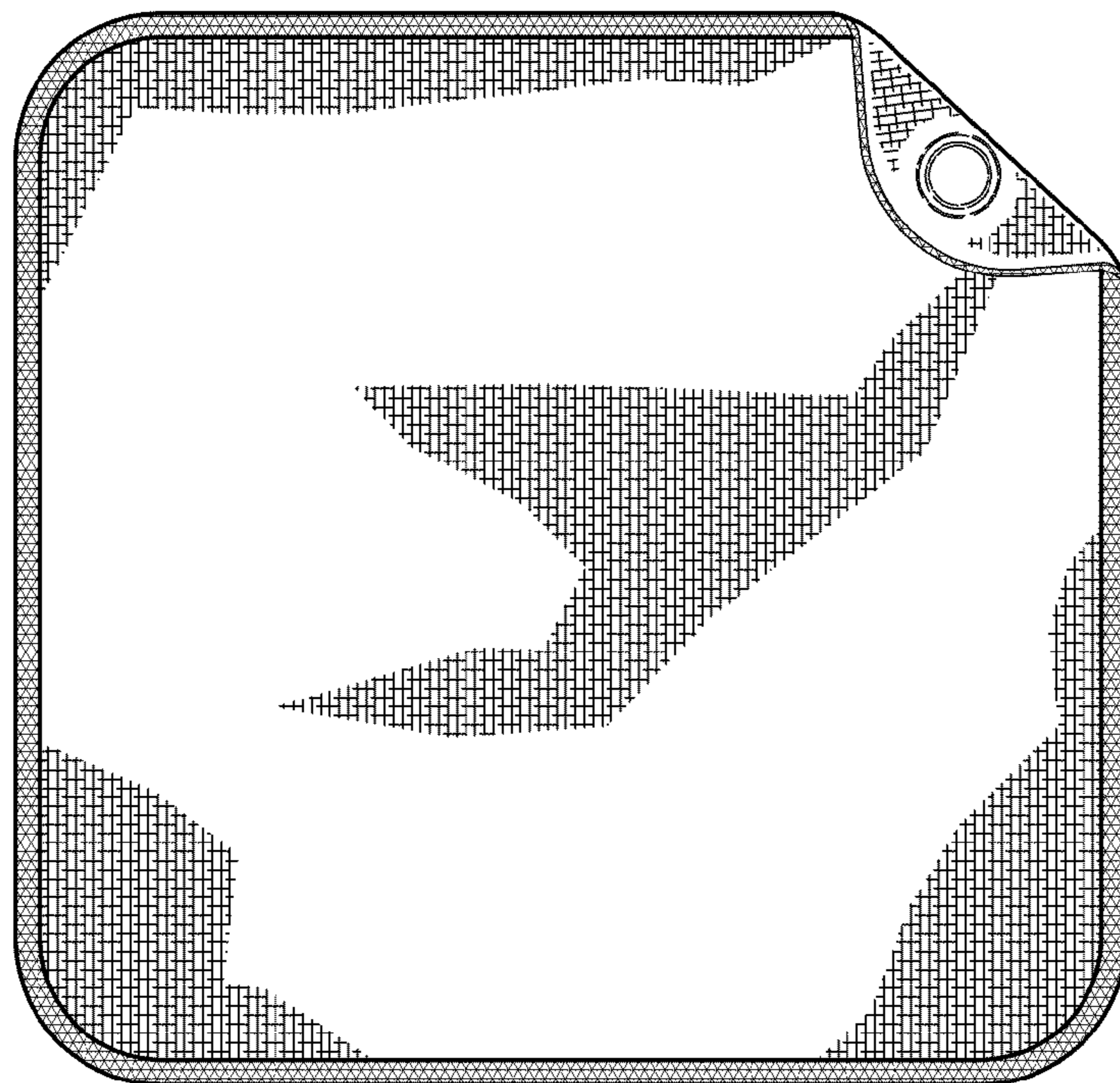


*FIG. 5*





*FIG. 6*



*FIG. 7*