



US00D650530S

(12) **United States Design Patent**
Padin

(10) **Patent No.:** **US D650,530 S**

(45) **Date of Patent:** **** Dec. 13, 2011**

(54) **EXERCISE OPEN GLOVE**

(76) Inventor: **Gilberto Padin**, Miami, FL (US)

(**) Term: **14 Years**

(21) Appl. No.: **29/389,060**

(22) Filed: **Apr. 6, 2011**

(51) **LOC (9) Cl.** **02-06**

(52) **U.S. Cl.** **D29/117.1**

(58) **Field of Classification Search** D2/610,
D2/614, 615, 616, 617, 618, 619, 620, 621,
D2/622, 623; D21/775, 807; D29/113, 114,
D29/116.1, 116.2, 117.1, 117.2, 118, 120.1,
D29/123; D32/40, 41, 42, 43; 2/16, 158,
2/159, 161.1, 161.3, 161.4, 161.5, 161.8,
2/162, 168, 170, 455, 908, 910, 917; 15/227;
280/821

See application file for complete search history.

(56) **References Cited**

U.S. PATENT DOCUMENTS

| | | | | | |
|-----------|-----|--------|-------------|-------|-----------|
| 2,284,300 | A * | 5/1942 | Portal | | 2/18 |
| 3,879,048 | A * | 4/1975 | Penney | | 280/821 |
| 3,945,045 | A * | 3/1976 | Rhee | | 2/16 |
| 4,440,421 | A * | 4/1984 | Adamson | | 280/821 |
| D275,219 | S * | 8/1984 | Scales, Jr. | | D29/120.1 |
| 4,613,156 | A * | 9/1986 | Lajos | | 280/821 |

| | | | | | |
|-----------|------|---------|----------------|-------|---------|
| 4,635,300 | A * | 1/1987 | Rhee | | 2/16 |
| 4,657,282 | A * | 4/1987 | Koch | | 280/821 |
| D291,909 | S * | 9/1987 | Lajos | | D21/775 |
| D302,196 | S * | 7/1989 | Flannery | | D21/775 |
| D340,497 | S * | 10/1993 | Brewer | | D21/775 |
| 5,322,286 | A * | 6/1994 | Frost | | 473/568 |
| 5,345,608 | A * | 9/1994 | Mergens et al. | | 2/16 |
| 7,128,656 | B1 * | 10/2006 | Orchel | | 473/205 |

* cited by examiner

Primary Examiner — Karen E Eldridge Powers

(74) *Attorney, Agent, or Firm* — Sanchelima & Associates, P.A.

(57) **CLAIM**

The ornamental design for an exercise open glove, as shown and described.

DESCRIPTION

FIG. 1 is a front elevational view of an exercise open glove showing my new design; the hand shown in phantom is illustrative of the claimed design while being worn and forms no part of the claimed design;

FIG. 2 is a front elevational view thereof;

FIG. 3 is a top plan view thereof;

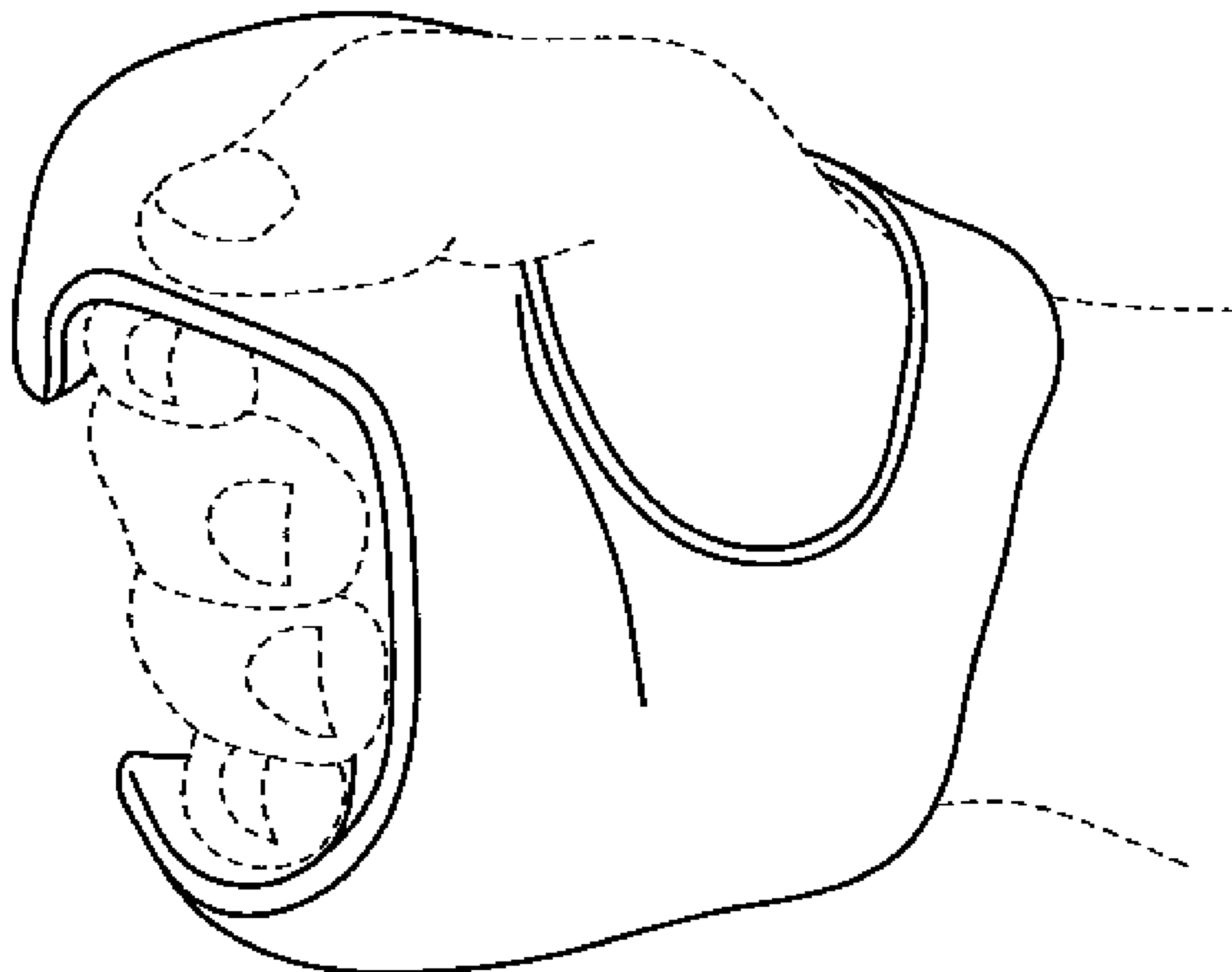
FIG. 4 is a bottom plan view thereof;

FIG. 5 is a right elevational view thereof;

FIG. 6 is a left side elevational view thereof; and,

FIG. 7 is a rear elevational view thereof showing my design.

1 Claim, 3 Drawing Sheets



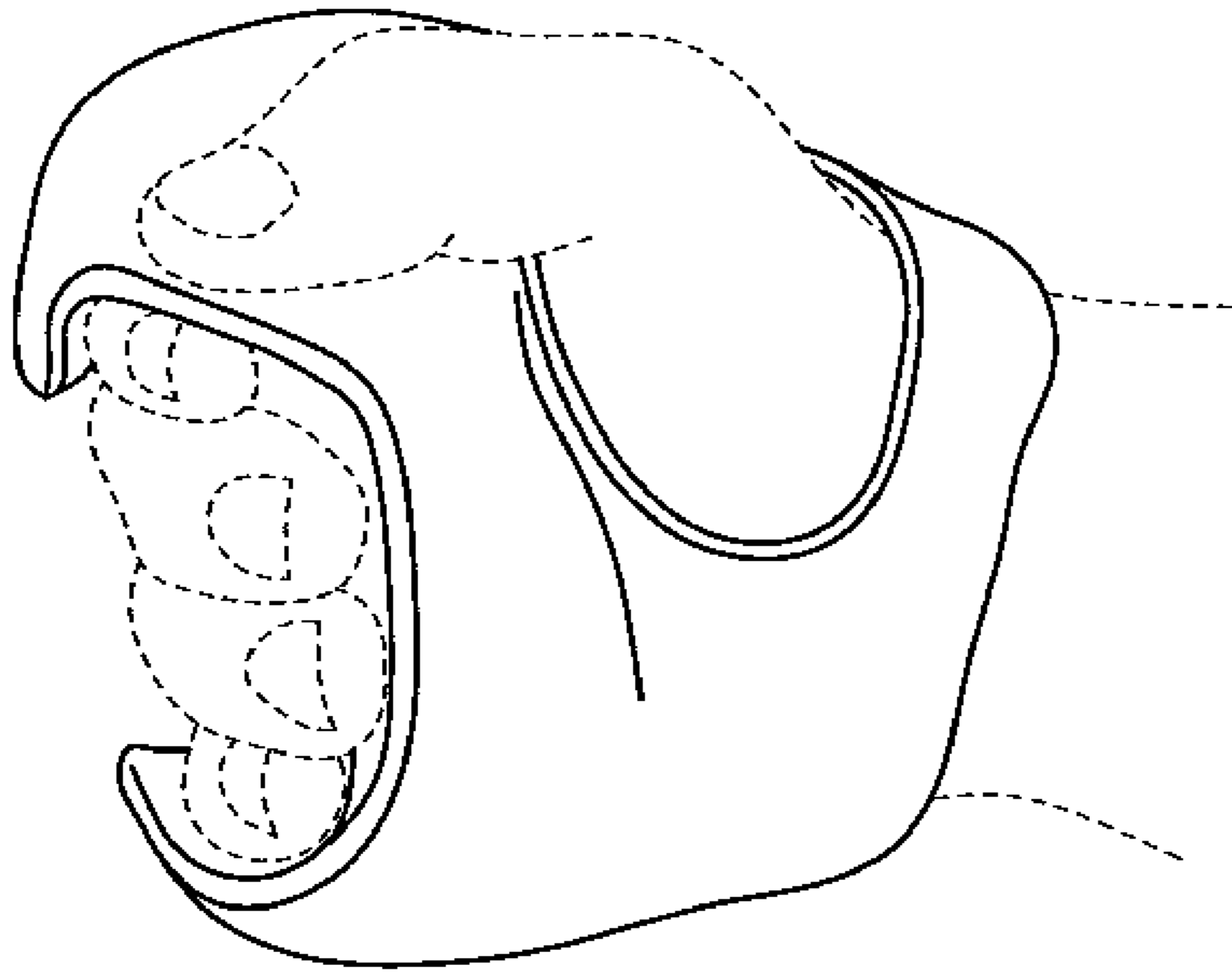


Fig. 1




Fig. 2

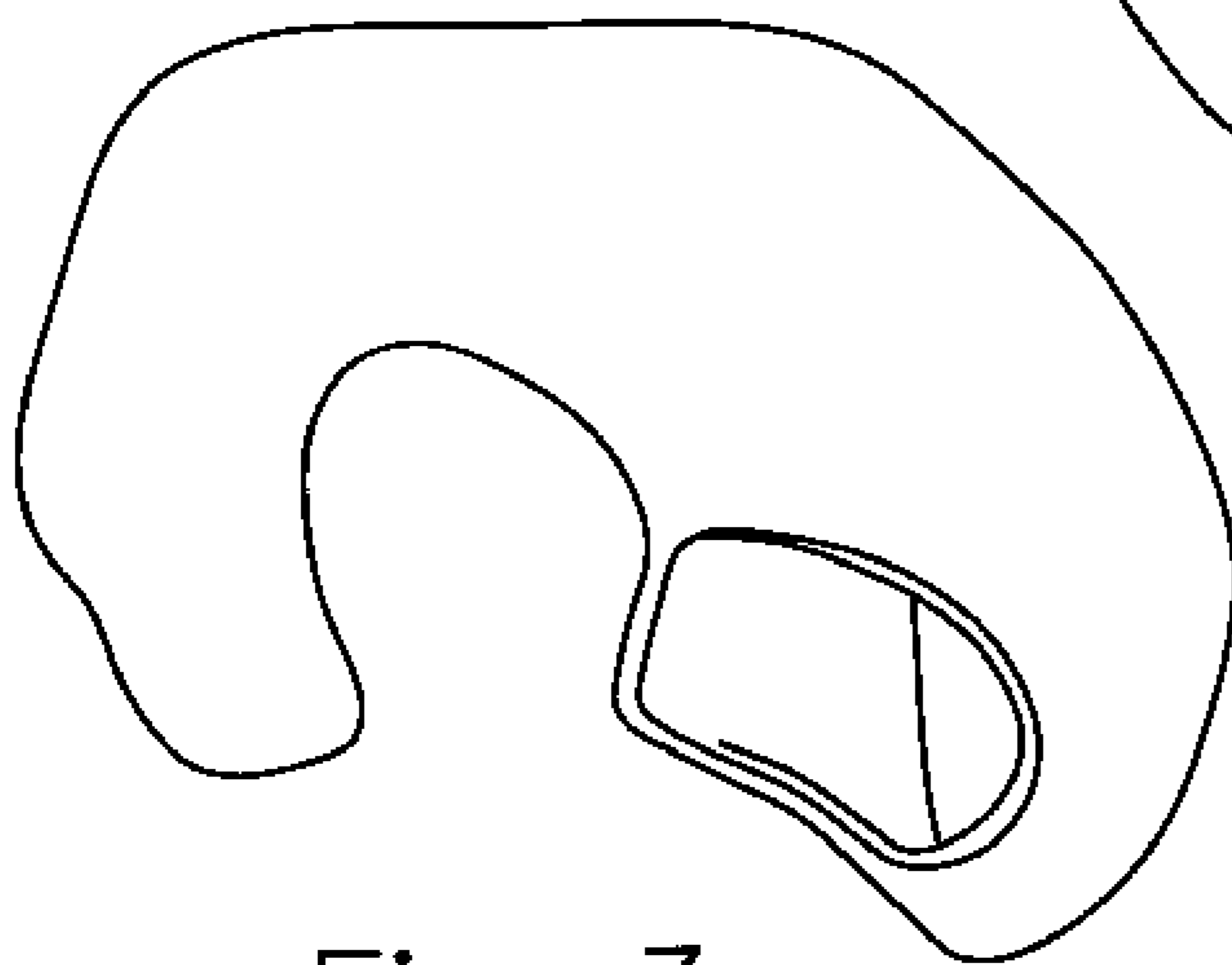


Fig. 3

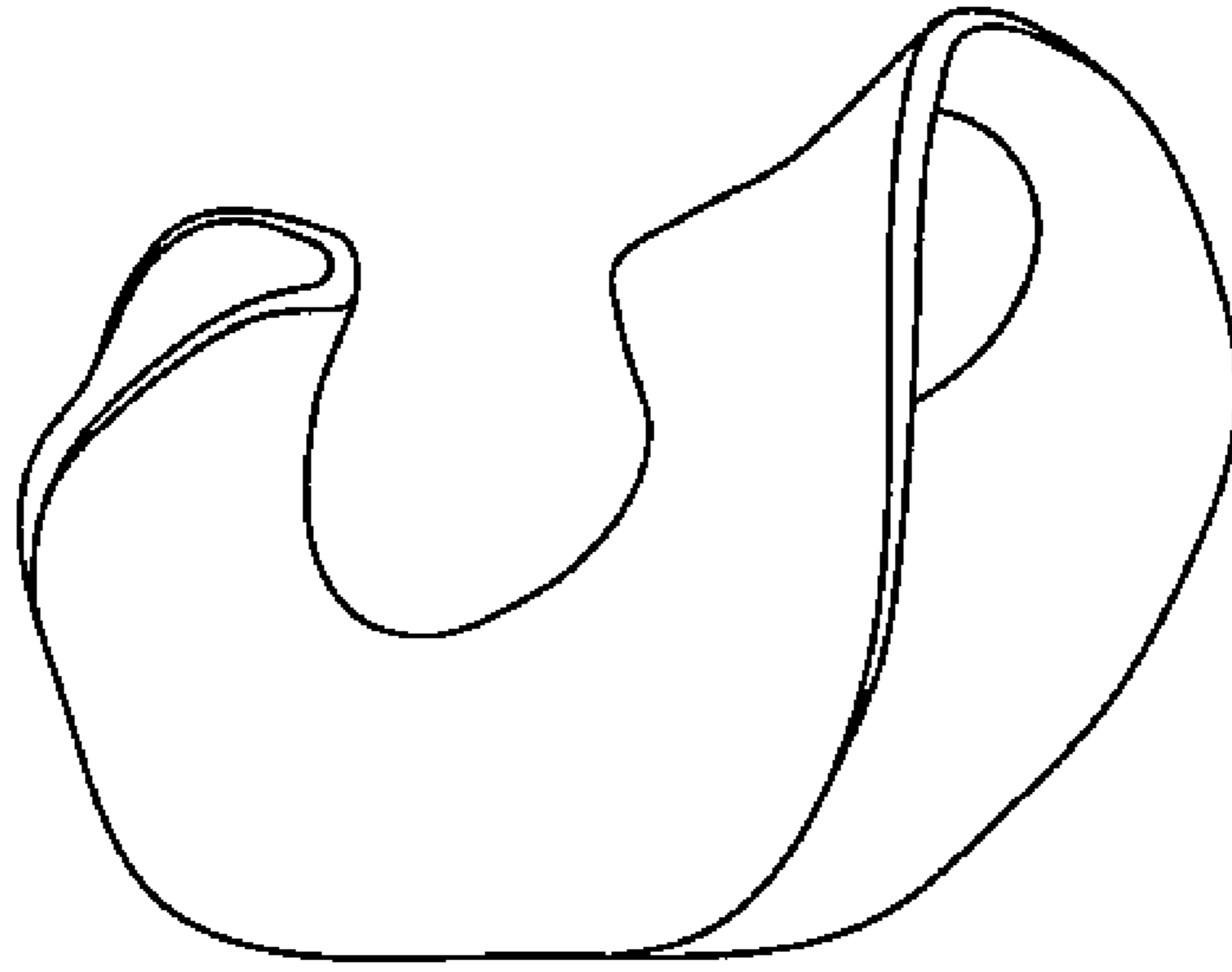


Fig. 4

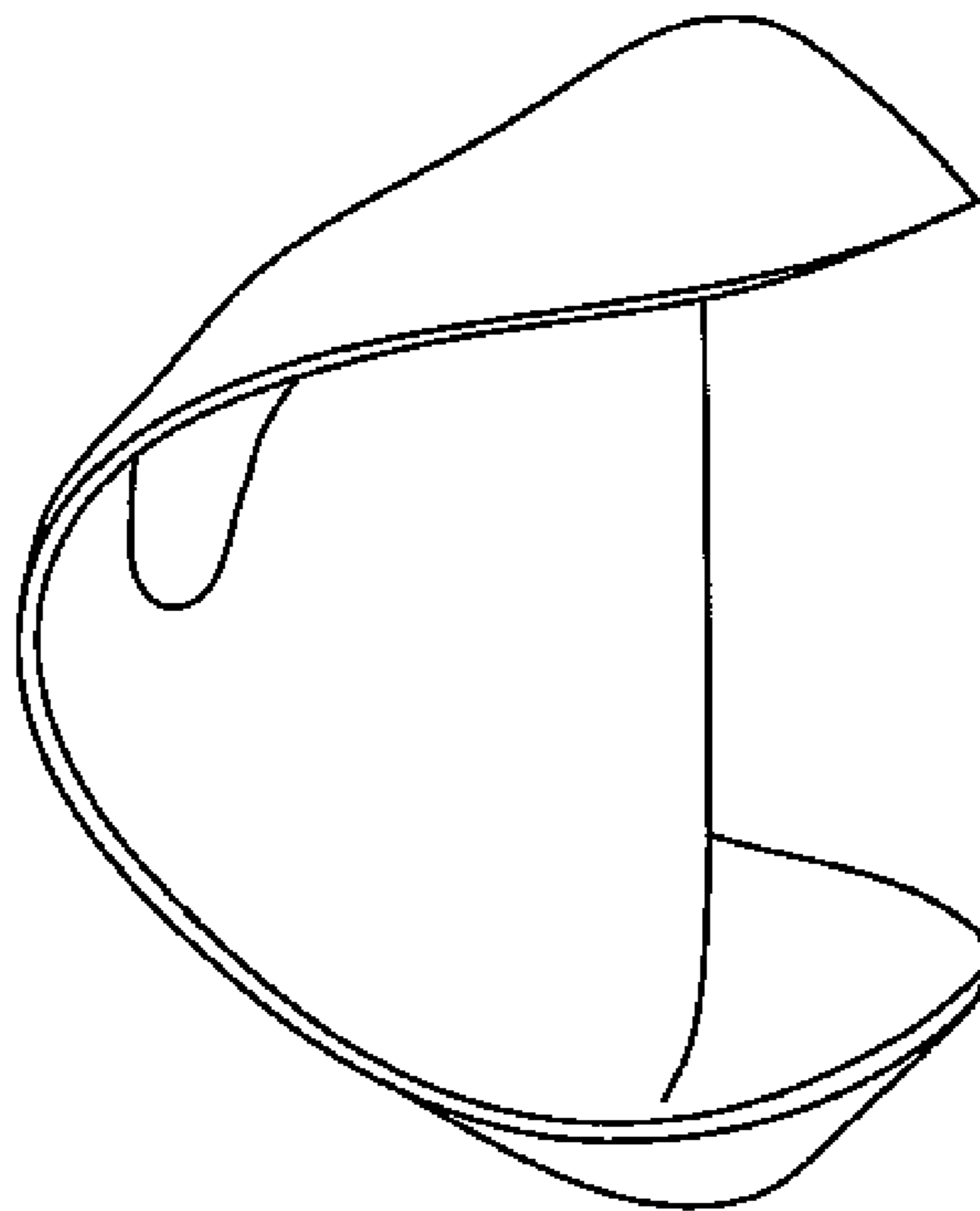


Fig. 5

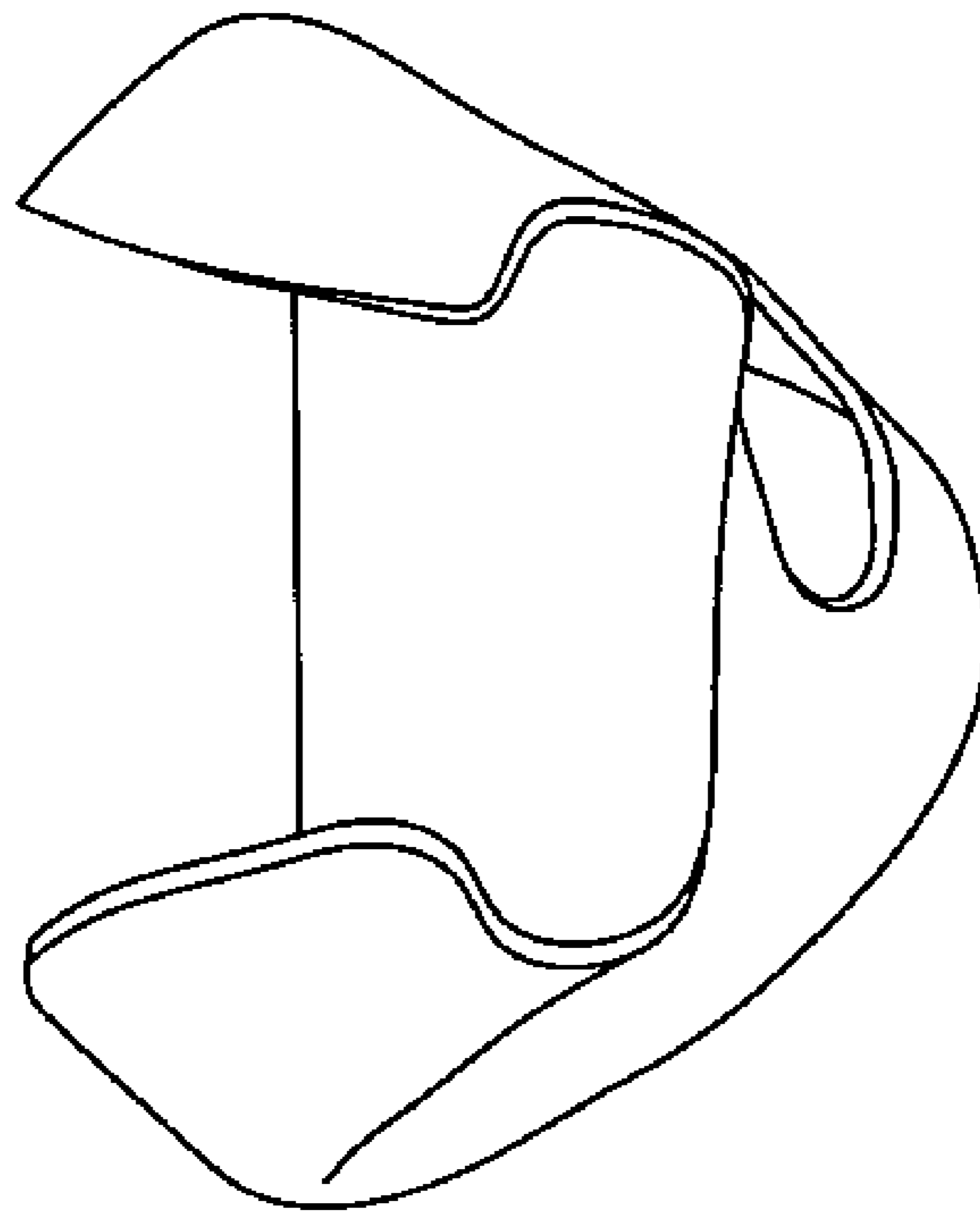


Fig. 6

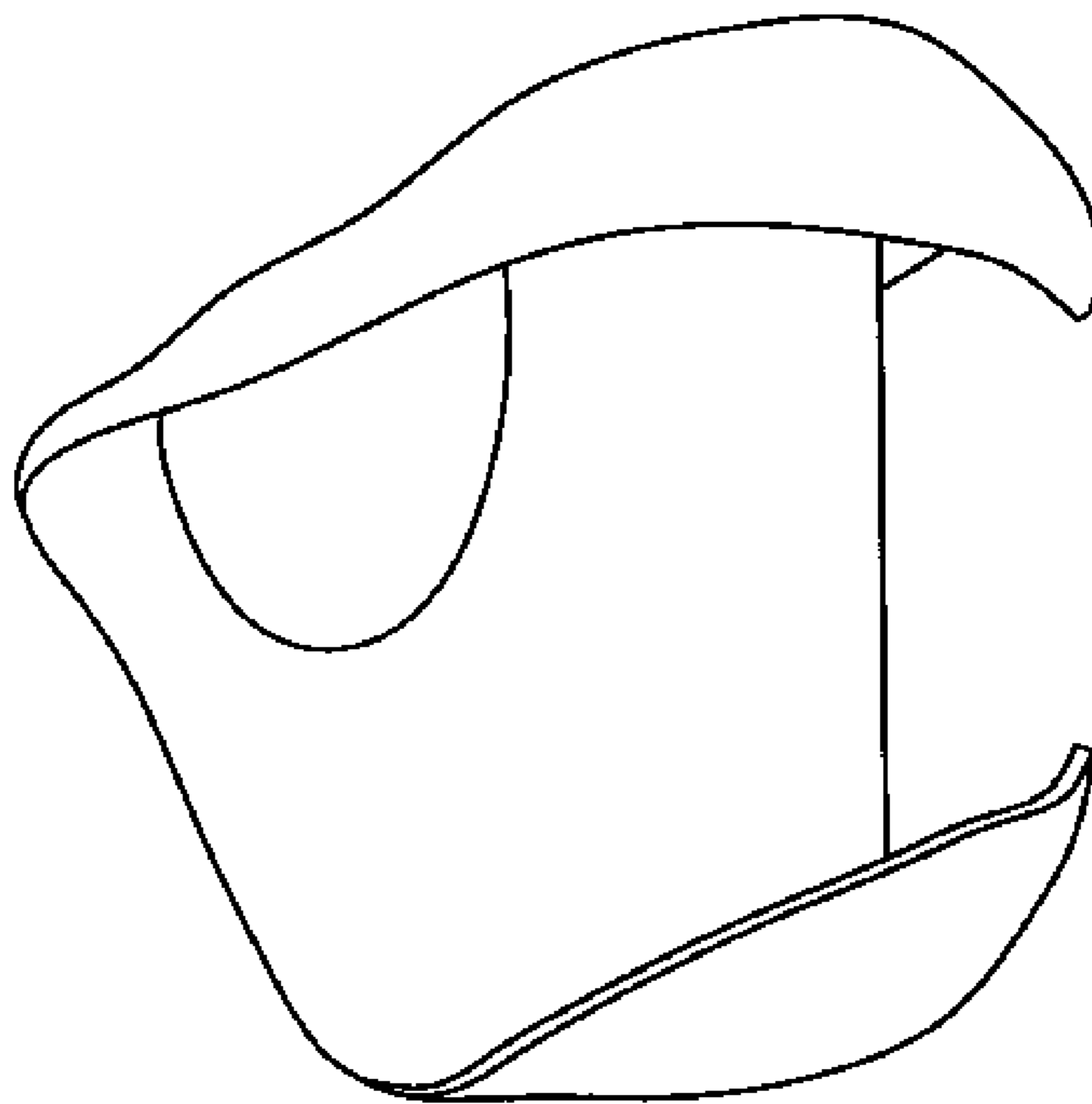


Fig. 7