



US00D650520S

(12) **United States Design Patent**
Timmermans

(10) **Patent No.:** **US D650,520 S**

(45) **Date of Patent:** **** Dec. 13, 2011**

(54) **ELECTRIC PIPE**

(76) Inventor: **Ludovicus Josephine F. Timmermans,**
Antwerp (BE)

(**) Term: **14 Years**

(21) Appl. No.: **29/396,332**

(22) Filed: **Jun. 29, 2011**

(51) **LOC (9) Cl.** **27-02**

(52) **U.S. Cl.** **D27/163**

(58) **Field of Classification Search** D27/101,
D27/194, 163, 102, 103, 104, 105, 118, 133,
D27/135, 126, 123, 124, 136, 125, 183, 188,
D27/162, 164, 186, 189, 144, 175, 134, 115,
D27/139, 154, 157, 141, 147, 153, 158, 155,
D27/156, 143, 195, 173, 161, 152, 192; 131/180,
131/330, 201, 231, 241, 242, 256, 173, 185,
131/196, 199; 431/129–153, 253–257, 273–277;
D12/199; 229/146; 206/268, 246, 85, 86,
206/105, 106, 108, 137; D3/294, 304, 313,
D3/320, 328; D34/1, 6, 7, 8; D11/143, 144,
D11/145, 146, 154, 153, 149; D9/500, 505,
D9/545, 522, 523, 542, 415, 548, 503; D7/300,
D7/316, 523, 400, 416, 417; D6/515, 553,
D6/567

See application file for complete search history.

(56) **References Cited**

U.S. PATENT DOCUMENTS

D95,312	S	*	4/1935	Brody	D27/163
D103,577	S	*	3/1937	McAllaster	D27/163
2,329,578	A	*	9/1943	Andis	131/195
D158,222	S	*	4/1950	Schmidt	D27/163
2,549,726	A	*	4/1951	Van Toll	131/185
2,549,727	A	*	4/1951	Van Toll	131/185
2,595,534	A	*	5/1952	Nicholson et al.	131/185
3,698,400	A	*	10/1972	Tucker	131/185
4,252,135	A	*	2/1981	Herman	131/180
D259,587	S	*	6/1981	Jergenson	D27/163
4,276,892	A	*	7/1981	Iaquinta	131/185
4,484,590	A	*	11/1984	Singh	131/180
4,524,782	A	*	6/1985	Chister	131/180
D436,686	S	*	1/2001	Fujisawa	D27/163
2010/0186758	A1	*	7/2010	Jones	131/185

* cited by examiner

Primary Examiner — Kevin Rudzinski

(74) *Attorney, Agent, or Firm* — Collen IP; Donald J. Ranft

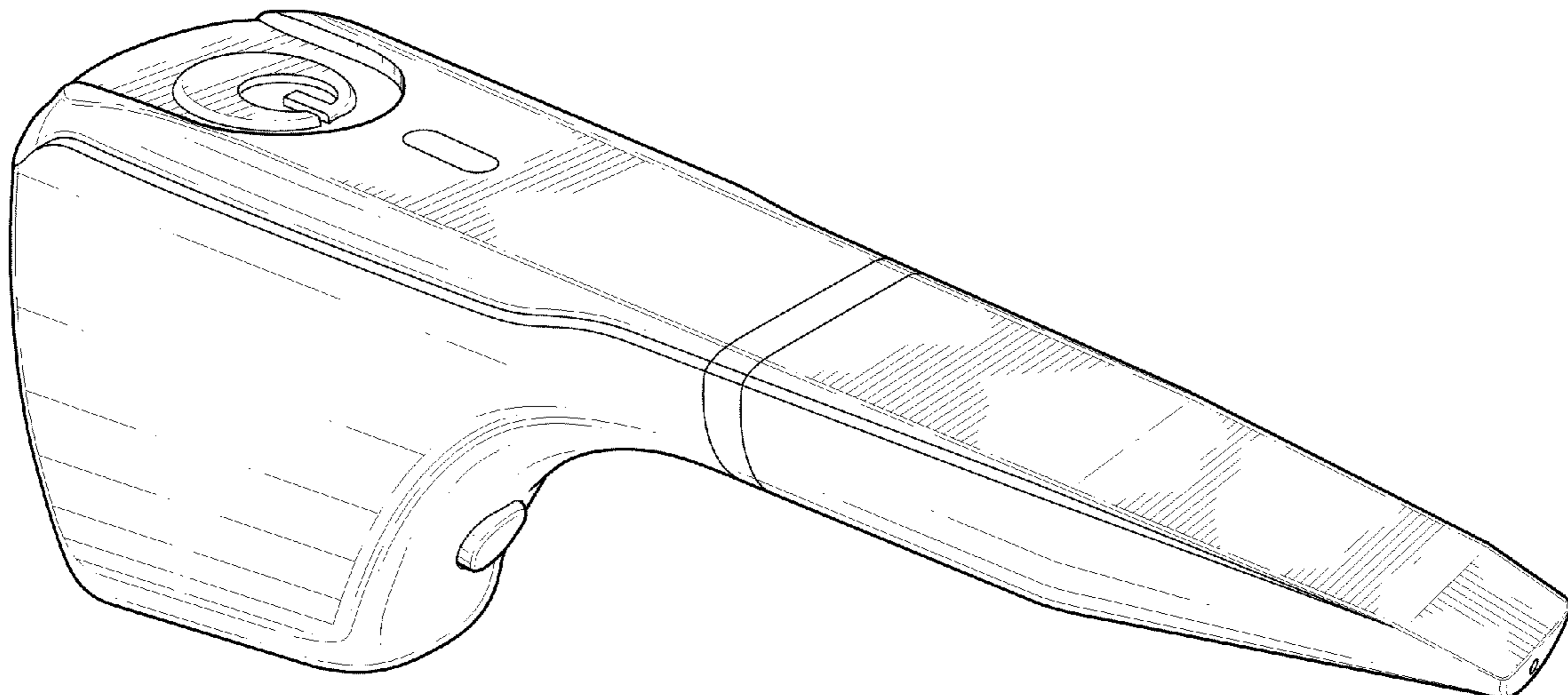
(57) **CLAIM**

The ornamental design for an electric pipe, as shown.

DESCRIPTION

FIG. 1 is a perspective view of an electric pipe showing our new design;
FIG. 2 is a front view thereof;
FIG. 3 is a side view thereof; and,
FIG. 4 is a top view thereof.

1 Claim, 4 Drawing Sheets



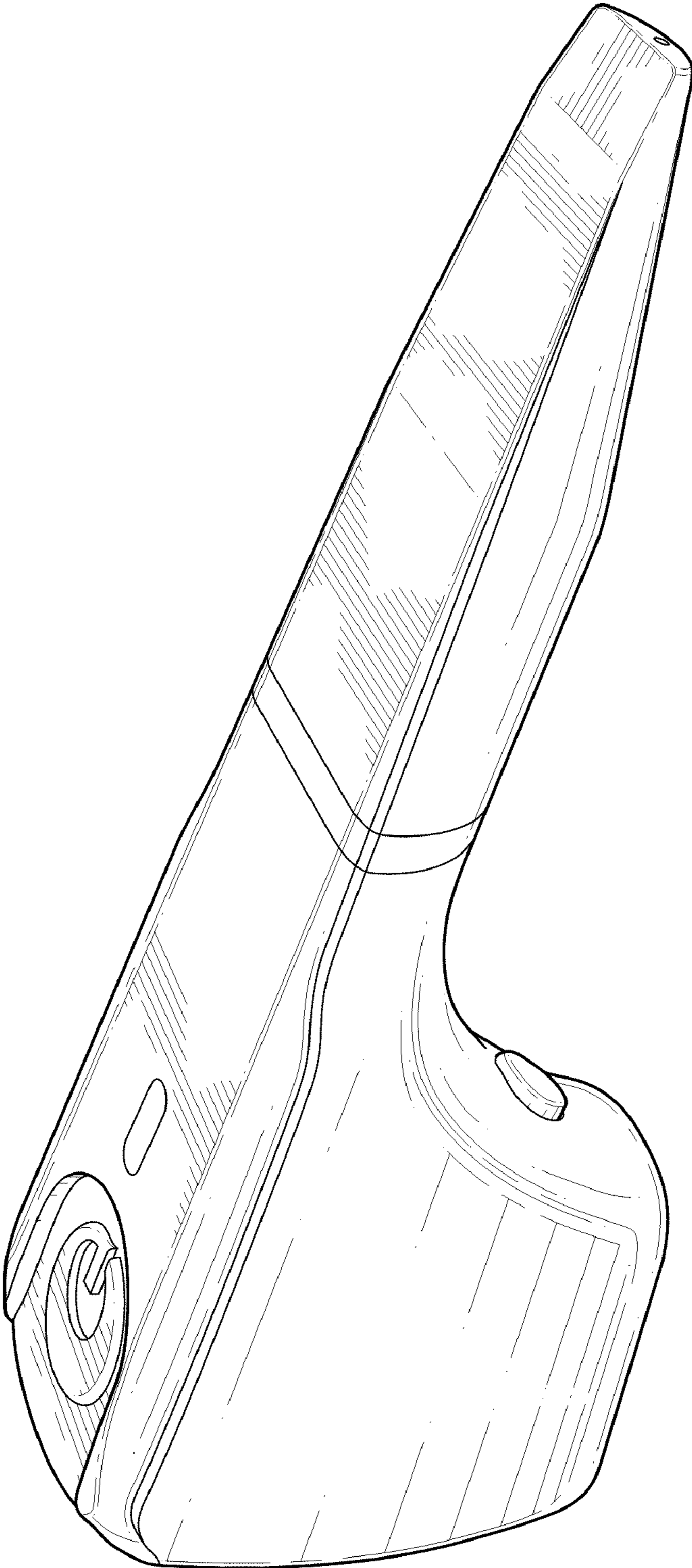


FIG. 1

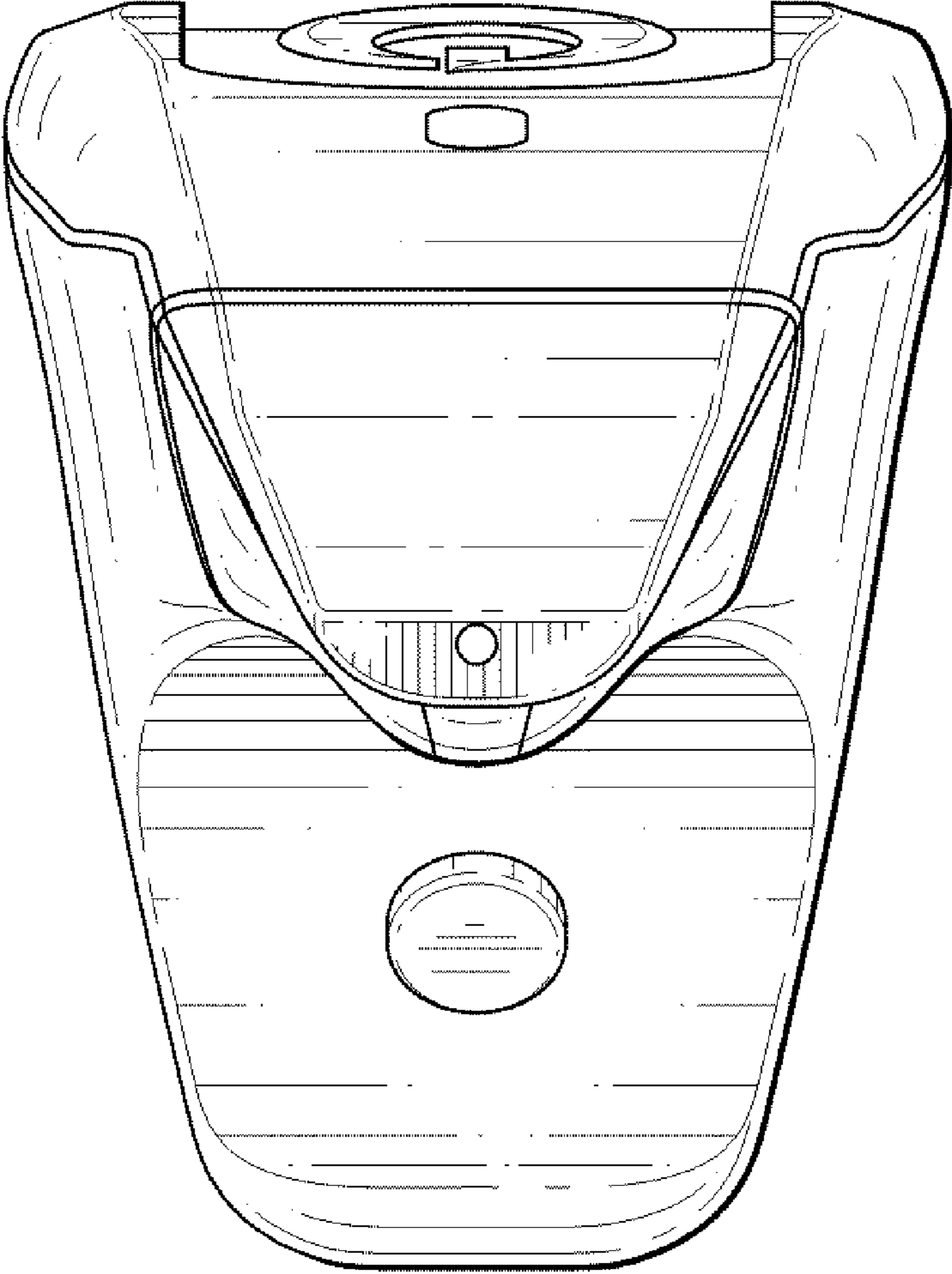


FIG. 2

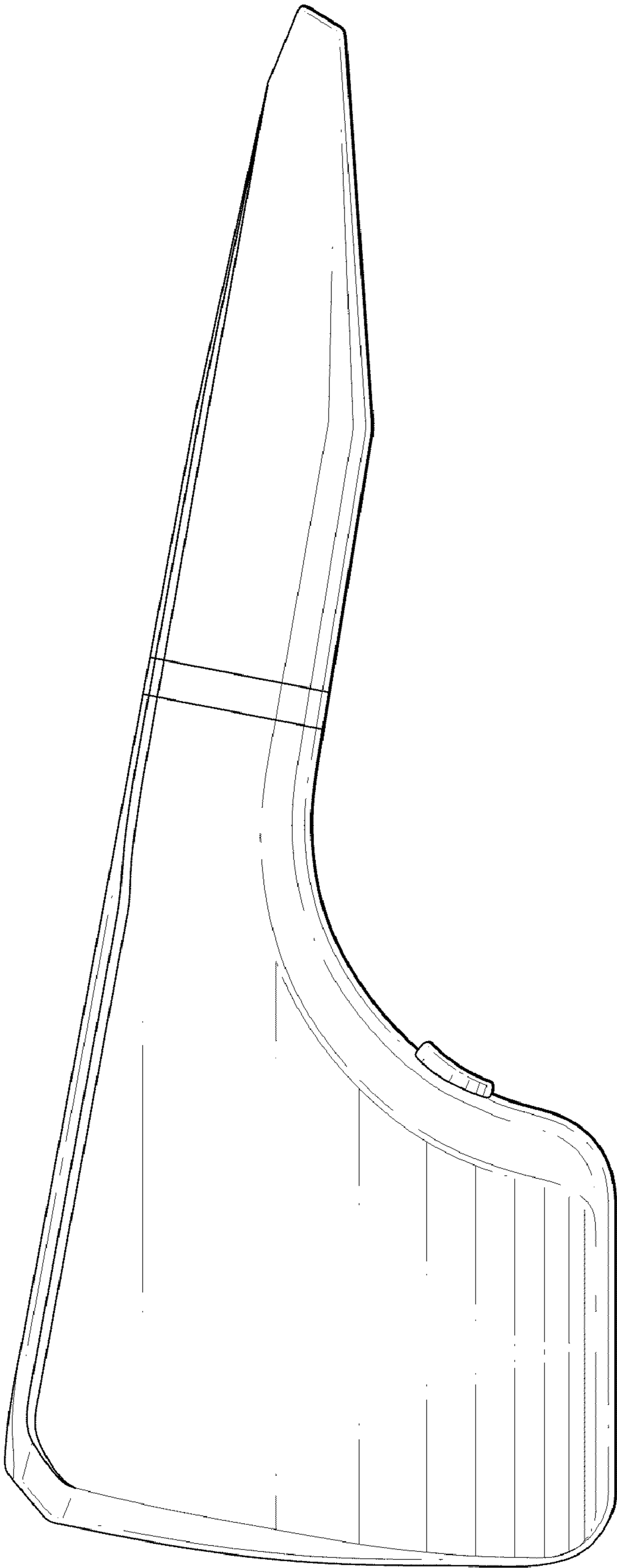


FIG. 3

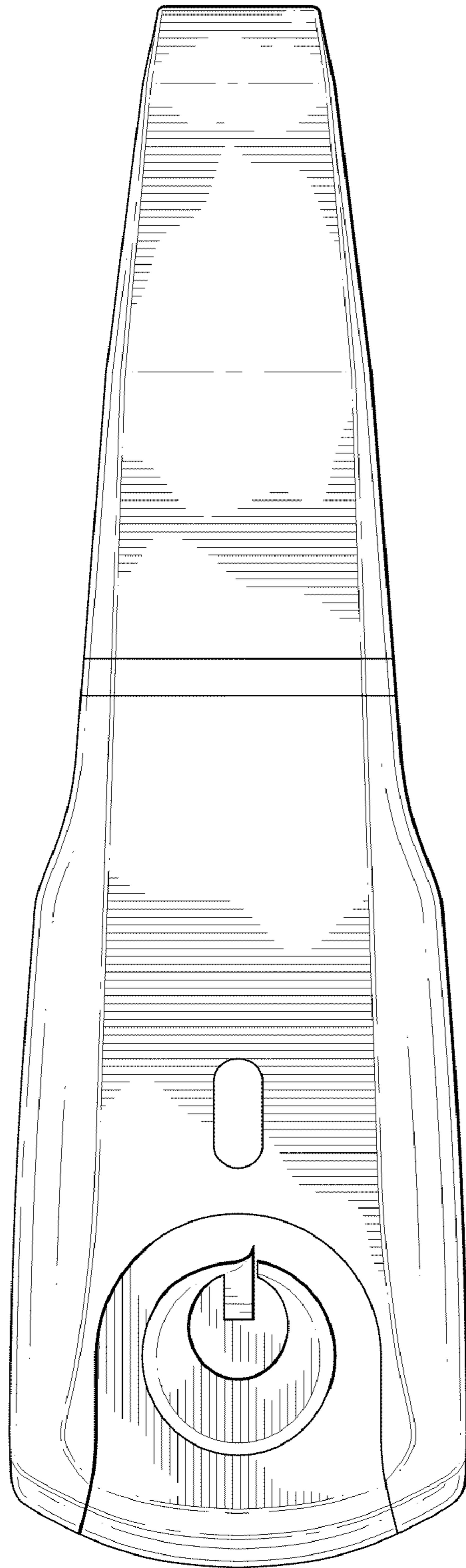


FIG. 4