



US00D650506S

(12) **United States Design Patent**
Kaule

(10) **Patent No.:** **US D650,506 S**

(45) **Date of Patent:** **** Dec. 13, 2011**

(54) **UNDER CABINET LIGHTING DEVICE**

(75) Inventor: **Brian M Kaule**, Cicero, NY (US)

(73) Assignee: **Eveready Battery Company, Inc.**, St. Louis, MO (US)

(**) Term: **14 Years**

(21) Appl. No.: **29/380,511**

(22) Filed: **Dec. 7, 2010**

(51) **LOC (9) Cl.** **26-05**

(52) **U.S. Cl.** **D26/72; D26/85**

(58) **Field of Classification Search** D26/75,
D26/76, 80, 85-92, 128, 130; 362/133, 147,
362/240, 404-408, 431, 432

See application file for complete search history.

(56) **References Cited**

U.S. PATENT DOCUMENTS

D294,738 S *	3/1988	Platner	D26/86
D359,374 S *	6/1995	Weinstock	D26/80
D421,505 S	3/2000	Hastings et al.		
D443,096 S *	5/2001	Echito	D26/76
D449,402 S *	10/2001	Echito	D26/76
D457,981 S	5/2002	Yeh		
D483,511 S *	12/2003	Lay et al.	D26/80
D493,565 S *	7/2004	Smith et al.	D26/118
D545,477 S	6/2007	Debruyne et al.		
D550,881 S *	9/2007	Lay et al.	D26/68
D551,792 S	9/2007	Philpot et al.		

D563,003 S *	2/2008	Aleksjew	D26/37
D584,444 S *	1/2009	Lipson	D26/85
D586,029 S *	2/2009	Copeland	D26/83
D608,043 S *	1/2010	Ko	D26/76
D610,294 S	2/2010	Theusch		
D617,935 S *	6/2010	Miletich et al.	D26/76
D633,642 S *	3/2011	Wauters	D26/85

FOREIGN PATENT DOCUMENTS

CN	2742285 Y	11/2005
CN	201284959 Y	8/2009

* cited by examiner

Primary Examiner — Clare E Heflin

(74) *Attorney, Agent, or Firm* — Michael C. Pophal

(57) **CLAIM**

I claim the ornamental design for a under cabinet lighting device, as shown and described.

DESCRIPTION

FIG. 1 is a front perspective view of the device.

FIG. 2 is a rear perspective view of the device.

FIG. 3 is a front view of the device.

FIG. 4 is a rear view of the device.

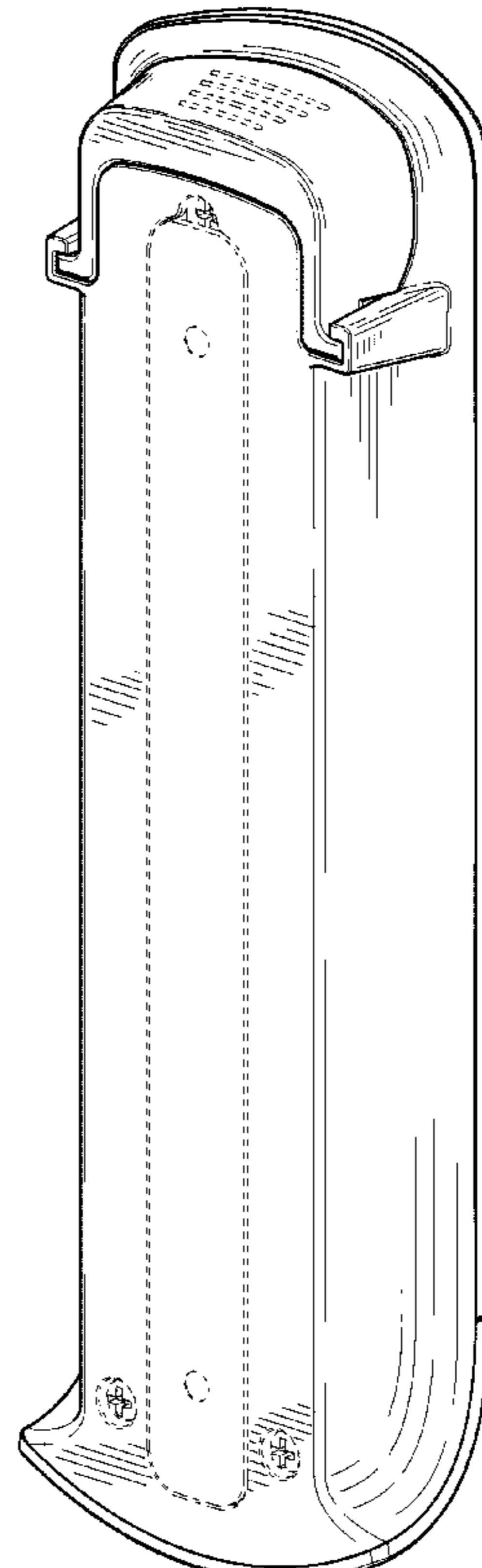
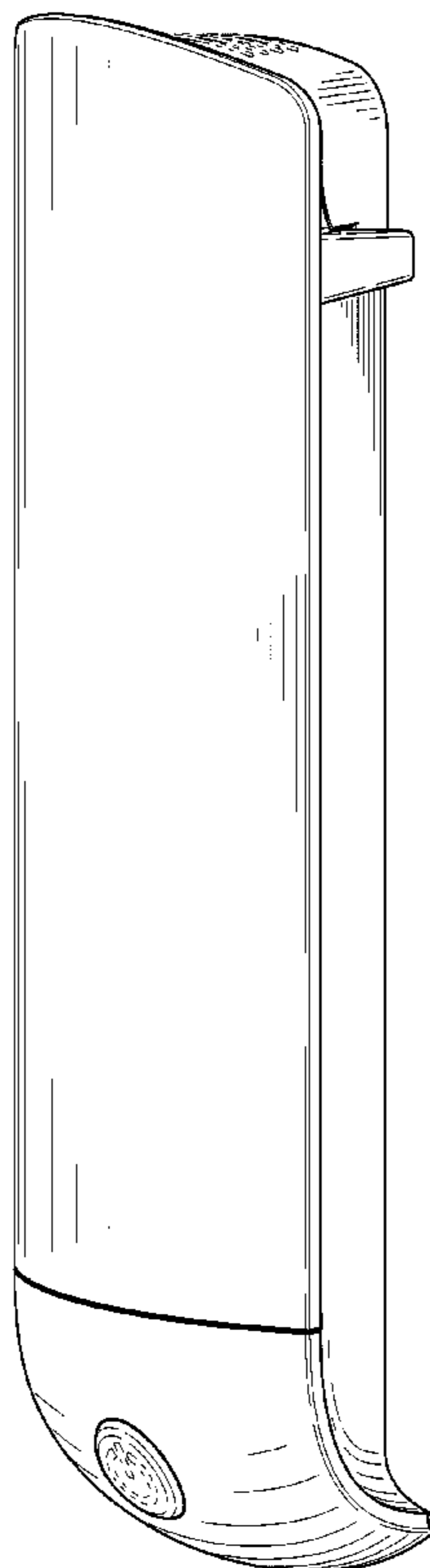
FIG. 5 is a right side view of the device. The left side view is a mirror image of the right side view.

FIG. 6 is a top view of the device; and,

FIG. 7 is a bottom view of the device.

Any broken line(s) shown are for illustrative purposes only and form no part of the claimed design.

1 Claim, 3 Drawing Sheets






Fig. 1

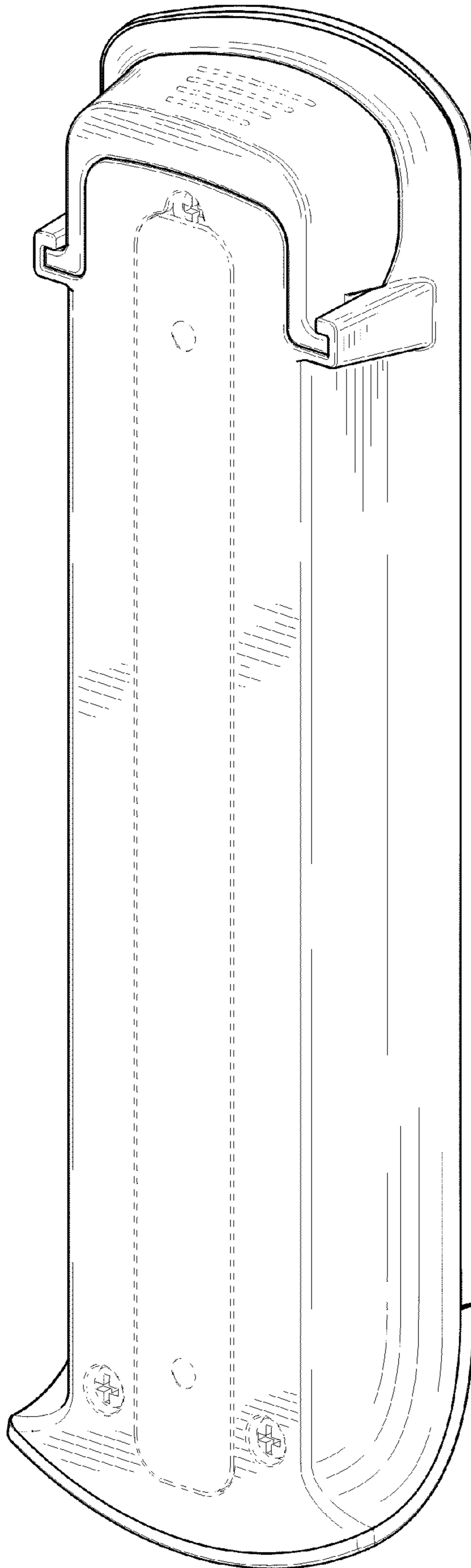


Fig. 2




Fig. 3




Fig. 4




Fig. 5

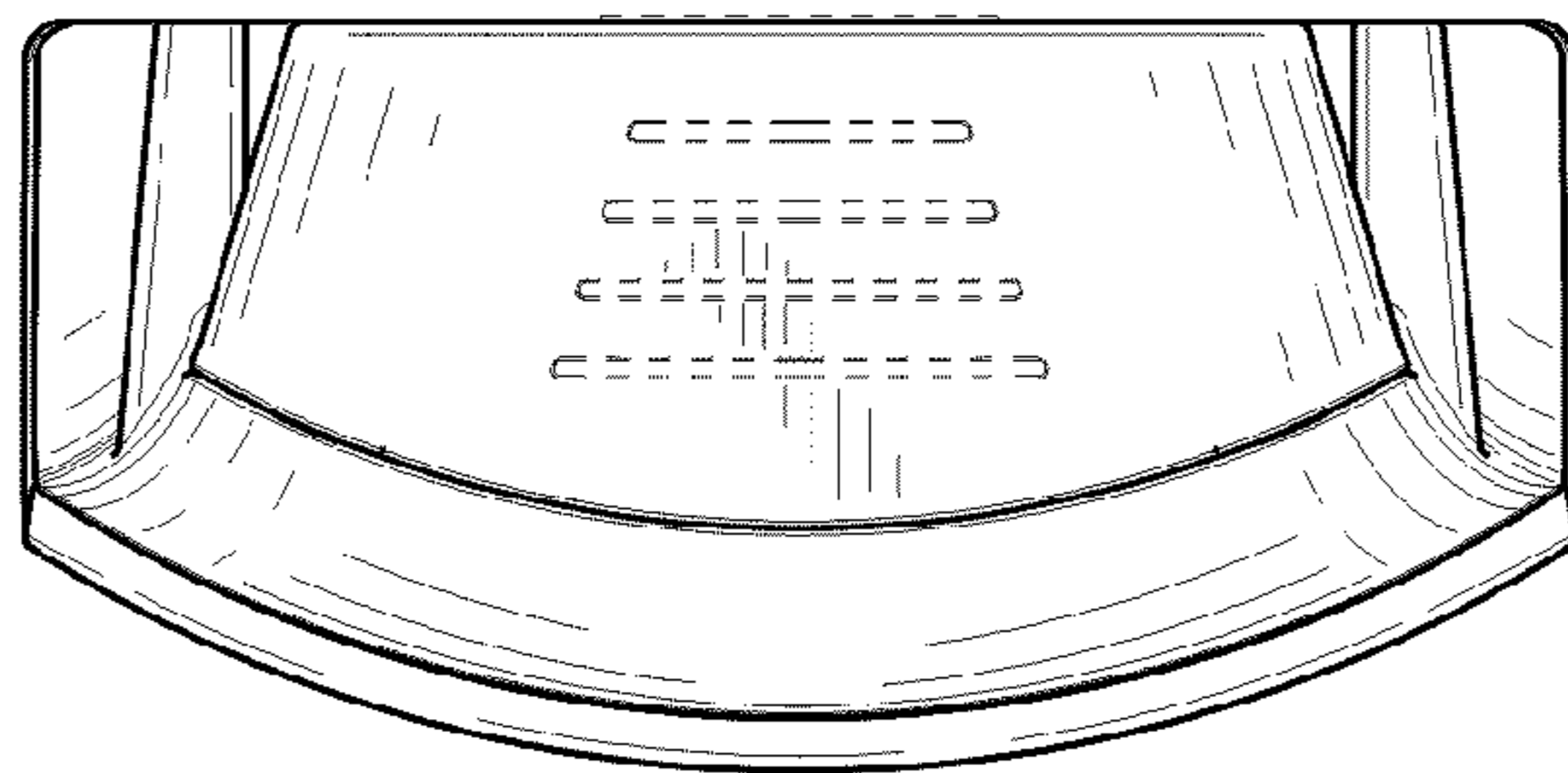


Fig. 6

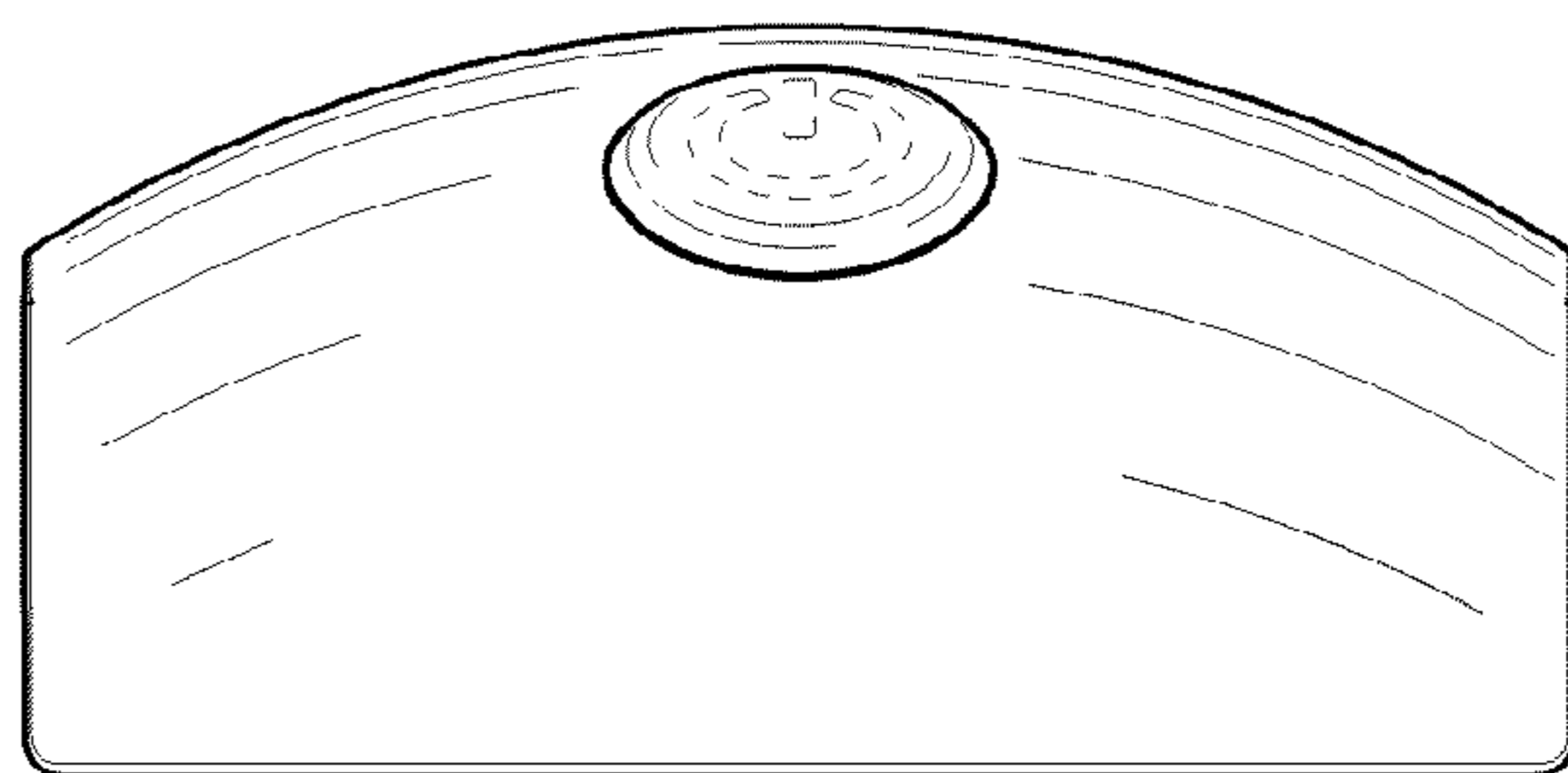


Fig. 7