



US00D650490S

(12) **United States Design Patent**
Maciulewicz

(10) **Patent No.:** **US D650,490 S**

(45) **Date of Patent:** **** Dec. 13, 2011**

(54) **SHUTTER LOUVER PANEL**

(76) Inventor: **Peter Scott Maciulewicz**, Auburn, NY
(US)

(**) Term: **14 Years**

(21) Appl. No.: **29/346,169**

(22) Filed: **Oct. 28, 2009**

(51) **LOC (9) Cl.** **25-02**

(52) **U.S. Cl.** **D25/47**

(58) **Field of Classification Search** D25/47;
49/73.1, 74.1, 92.1, 80.1; 160/130, 223;
52/473

See application file for complete search history.

(56) **References Cited**

U.S. PATENT DOCUMENTS

500,336	A *	6/1893	Libbey	49/73.1
2,742,680	A *	4/1956	Cappetta	49/87.1
2,962,956	A *	12/1960	Magyar	454/281
3,977,143	A *	8/1976	Nilsson	52/473
5,222,540	A *	6/1993	Varga	160/222
5,468,108	A *	11/1995	Sullivan et al.	411/510
D453,046	S *	1/2002	Ohanesian	D25/138
D472,977	S *	4/2003	Griffiths	D25/47
2003/0200715	A1 *	10/2003	Blackwell et al.	52/473

* cited by examiner

Primary Examiner — Doris Clark

(74) *Attorney, Agent, or Firm* — David L. Nocilly; Bond
Schoeneck & King

(57) **CLAIM**

The ornamental design for a shutter louver panel, as shown
and described.

DESCRIPTION

FIG. 1 is a front elevation view of a new and ornamental
design for a shutter louver panel shown in their closed posi-
tion wherein each lies in a common plane, and with window
stiles shown in phantom for environment only and forming no
part of the claimed invention;

FIG. 2 is a rear elevation view thereof;

FIG. 3 is front perspective view thereof;

FIG. 4 is a front perspective view of the shutter panel with the
louvers in a fully open position;

FIG. 5 is a front perspective view of the shutter panel with the
louvers in a partially open position;


FIG. 6 is a left side elevation view of the shutter panel as
shown in FIG. 1;

FIG. 7 is a right side elevation view thereof;

FIG. 8 is a top plan view thereof; and,

FIG. 9 is a bottom plan view thereof.

1 Claim, 7 Drawing Sheets






FIG. 1




FIG. 2

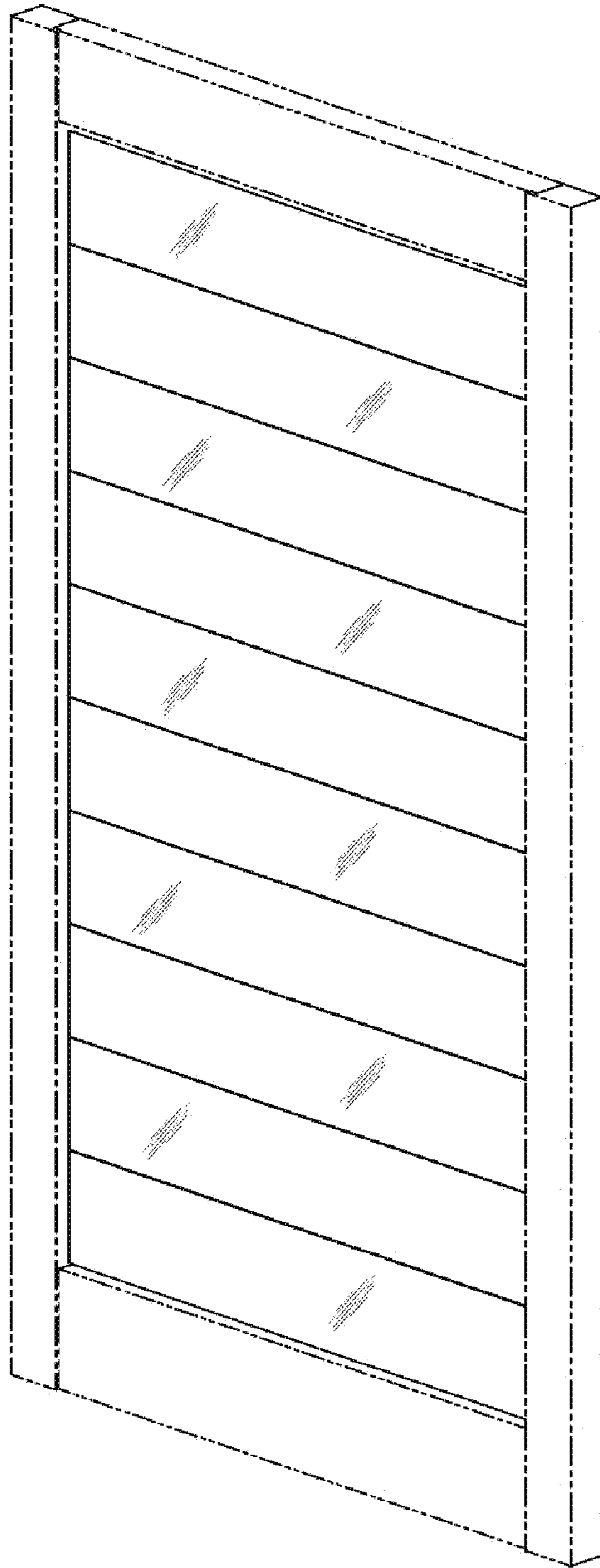


FIG. 3

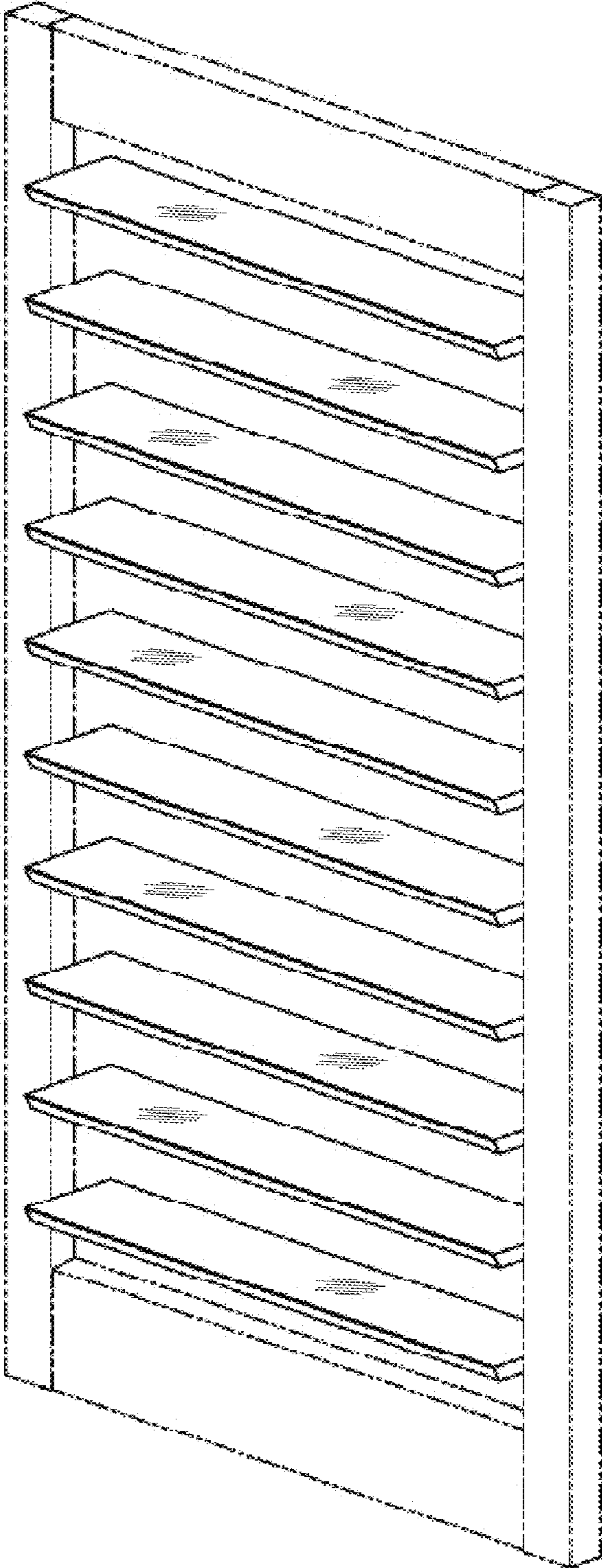


FIG. 4

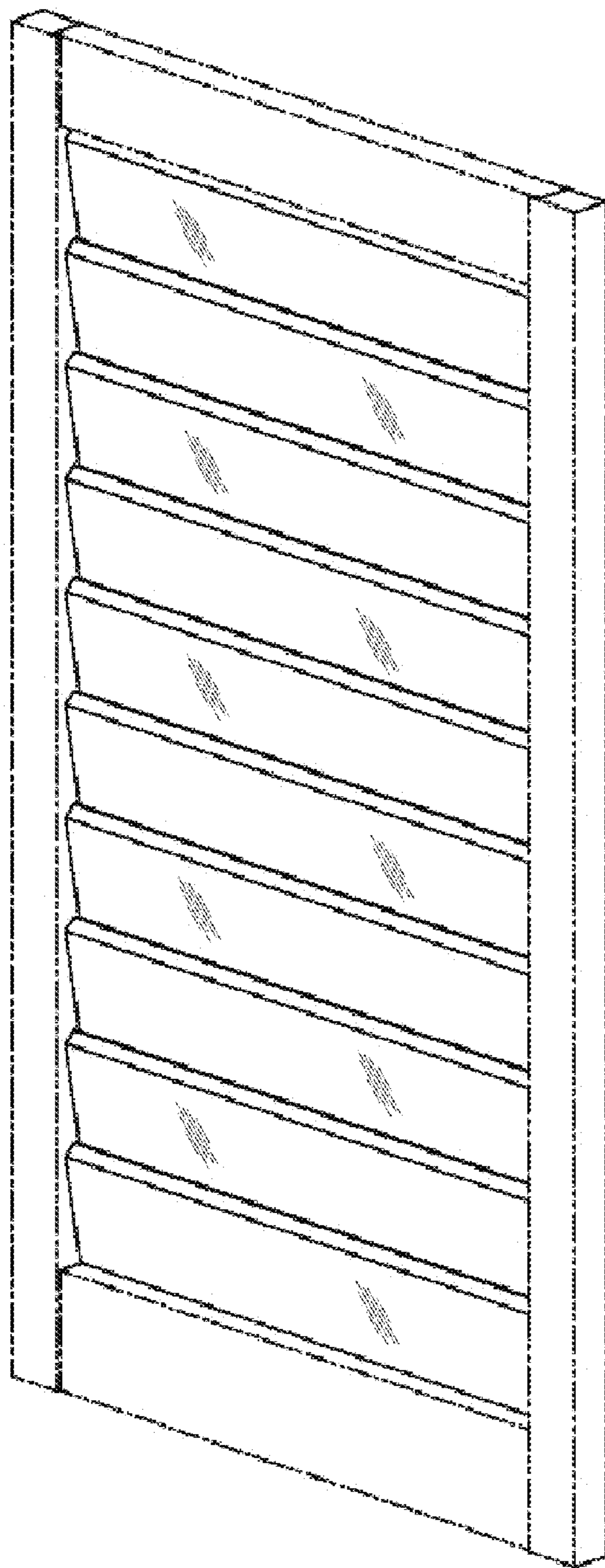


FIG. 5



FIG. 6



FIG. 7




FIG. 8




FIG. 9