



US00D650487S

(12) **United States Design Patent**  
**Briscoe**

(10) **Patent No.:** **US D650,487 S**

(45) **Date of Patent:** **\*\* Dec. 13, 2011**

(54) **BACK STRENGTHENER**

(75) Inventor: **Betty Jane Briscoe**, Freeport, NY (US)

(73) Assignee: **Betty Jane Briscoe**, Queens Village, NY (US)

(\*\*) Term: **14 Years**

(21) Appl. No.: **29/313,786**

(22) Filed: **Feb. 11, 2009**

(51) **LOC (9) Cl.** ..... **28-03**

(52) **U.S. Cl.** ..... **D24/211**

(58) **Field of Classification Search** ..... D24/200,  
D24/211, 212, 213, 214, 215; 601/120, 128,  
601/122, 123, 118, 119, 134-138; 482/148;  
D21/662

See application file for complete search history.

(56) **References Cited**

**U.S. PATENT DOCUMENTS**

3,364,921	A *	1/1968	Reiter	.....	601/46
3,636,945	A *	1/1972	Sato	.....	601/71
D248,493	S *	7/1978	Moncrief	.....	D24/211
D256,503	S *	8/1980	Moustakas	.....	D24/212
D271,051	S *	10/1983	McCoy et al.	.....	D24/211
4,433,683	A *	2/1984	McCoy et al.	.....	601/120
D285,117	S *	8/1986	Snyder	.....	D24/211
4,648,387	A *	3/1987	Simmons	.....	601/120
4,712,539	A *	12/1987	Kim	.....	601/120
4,945,900	A *	8/1990	Masuda	.....	601/120
5,123,406	A *	6/1992	Masuda	.....	601/72
D337,827	S *	7/1993	Seng	.....	D24/211
D371,202	S *	6/1996	Zajas et al.	.....	D24/211
5,575,760	A *	11/1996	Masuda	.....	601/19
5,577,995	A *	11/1996	Walker et al.	.....	601/120
5,577,996	A *	11/1996	Gardner et al.	.....	601/120
5,618,250	A *	4/1997	Butz	.....	
D381,754	S *	7/1997	Fani	.....	D24/200

D398,400	S *	9/1998	Havelind	.....	D24/211
D416,427	S *	11/1999	Pecora et al.	.....	D6/601
D439,938	S *	4/2001	Batca	.....	
D445,905	S *	7/2001	Hey	.....	D24/211
D446,584	S *	8/2001	Chen	.....	D24/211
6,387,024	B1	5/2002	Monti	.....	
6,398,694	B1 *	6/2002	Bountourakis	.....	601/134
2003/0088198	A1 *	5/2003	Carpenter	.....	601/121
2006/0142677	A1 *	6/2006	Perez	.....	601/120
2006/0235343	A1 *	10/2006	Fitzmaurice	.....	601/131
2008/0103421	A1 *	5/2008	Nicholson	.....	601/120

\* cited by examiner

*Primary Examiner* — Cathron Brooks

*Assistant Examiner* — Melanie Levy

(57) **CLAIM**

The ornamental design for a back strengthener, as shown and described.

**DESCRIPTION**

This application claims the benefit of U.S. utility patent application Ser. No. 12/080,545, filed Apr. 3, 2008 by the present inventor.

FIG. 1 is a front and top perspective view showing my new design;

FIG. 2 is a front and bottom perspective view thereof;

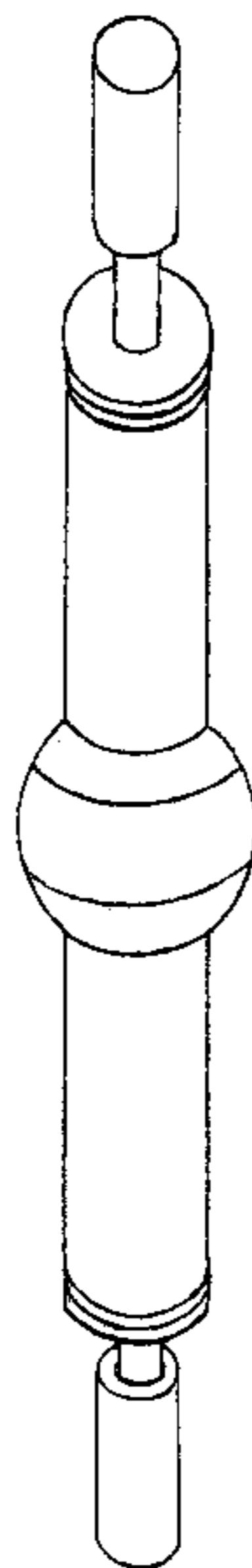
FIG. 3 is a front elevational view thereof; and,

FIG. 4 is a top plan view and the bottom plan view being a mirror image thereof.

My back strengthening device is characterized by an elevated convex shaped middle section with two adjacent elongated flat surfaced convoluted structures, and one smaller pole centrally positioned covered at each end with shorter but slightly larger convoluted pieces.

The broken lines shown in the drawings represent unclaimed portions of the Device and form no part of the claimed design.

**1 Claim, 4 Drawing Sheets**



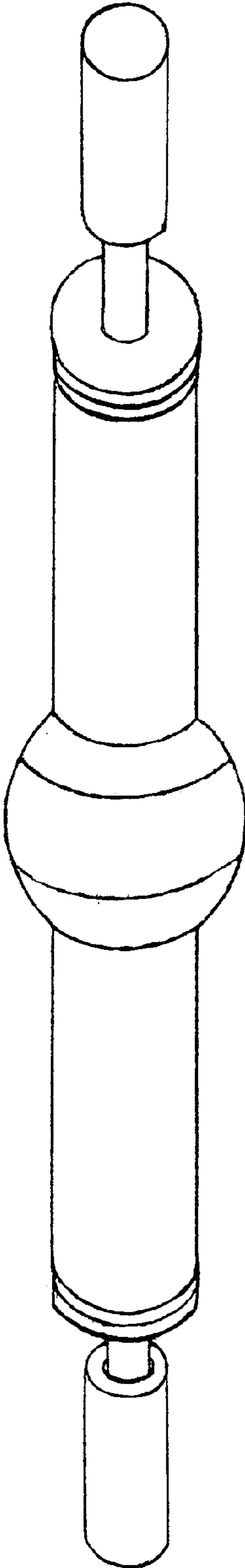


Fig. 1.

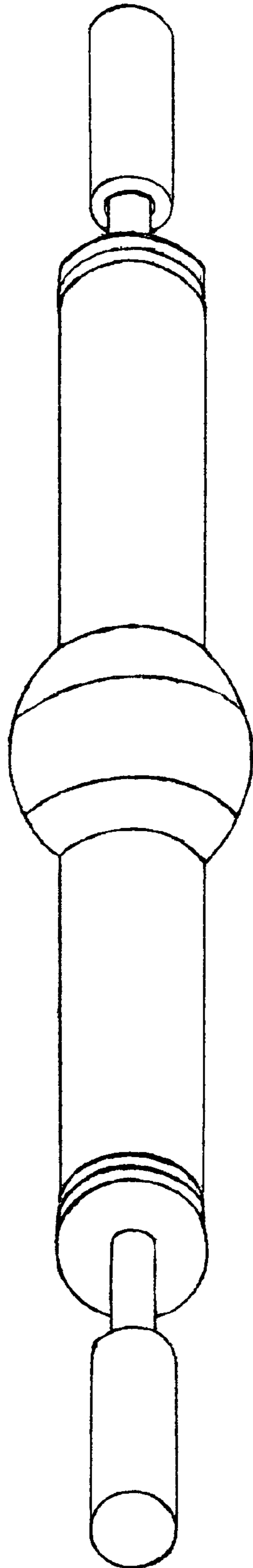


Fig. 2

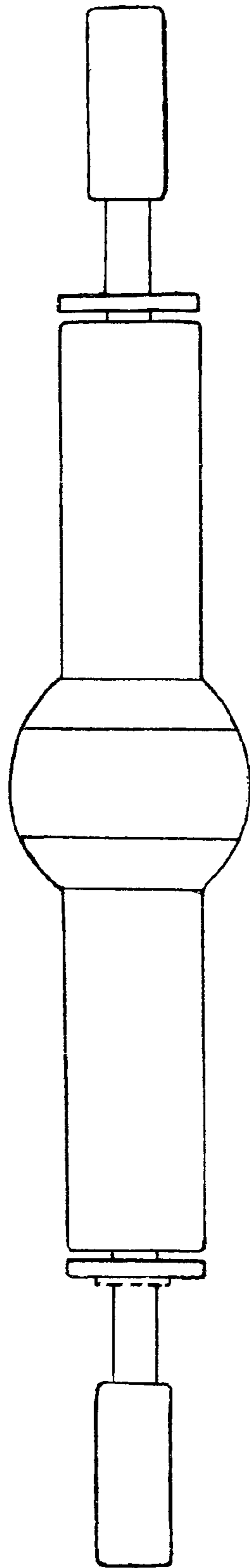


Fig. 3

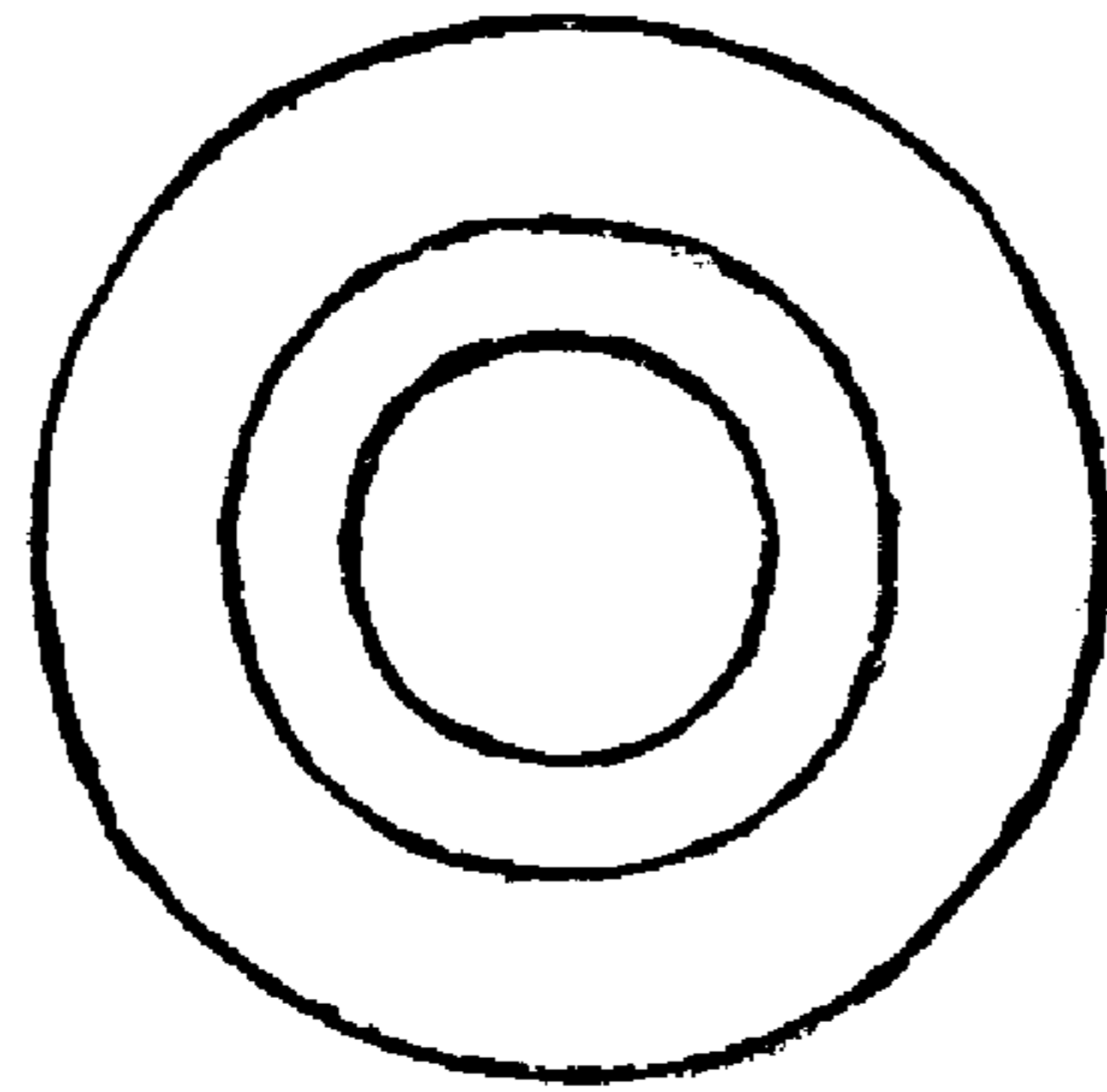


Fig. 4