

US00D650443S

(12) **United States Design Patent**
Hallenbeck et al.

(10) **Patent No.:** **US D650,443 S**

(45) **Date of Patent:** **** *Dec. 13, 2011**

(54) **AUTOMATED RETAIL SHELF UNIT**

D334,029 S * 3/1993 Reising D20/1
D339,163 S * 9/1993 Moore D20/4
5,971,205 A * 10/1999 Michaels et al. 221/135

(75) Inventors: **Chris Hallenbeck**, Palo Alto, CA (US);
Jennifer Stephan, San Francisco, CA
(US); **Guillermo Trejo**, San Jose, CA
(US); **Robert Taff**, Oakland, CA (US)

FOREIGN PATENT DOCUMENTS

EP 564736 A1 * 10/1993

* cited by examiner

(73) Assignee: **NewZoom, Inc.**, San Francisco, CA
(US)

Primary Examiner — Mary Ann Calabrese

(*) Notice: This patent is subject to a terminal disclaimer.

(74) *Attorney, Agent, or Firm* — Weaver Austin Villeneuve
& Sampson LLP

(**) Term: **14 Years**

(57) **CLAIM**

We claim the ornamental design for an automated retail shelf unit, as shown and described.

(21) Appl. No.: **29/391,889**

DESCRIPTION

(22) Filed: **May 13, 2011**

(51) **LOC (9) Cl.** **20-01**

(52) **U.S. Cl.** **D20/1**

(58) **Field of Classification Search** D20/1-9,
D20/99; D99/28; 221/2, 66, 69, 92, 135;
194/205

See application file for complete search history.

FIG. 1 is a perspective view of an automated retail shelf unit of our new design illustrating a user interface section between two product storage compartments;

FIG. 2 is a front view thereof, the rear view having no design features;

FIG. 3 is a right view thereof;

FIG. 4 is a left view thereof; and,

FIG. 5 is a top view thereof, the bottom view being a mirror image thereof.

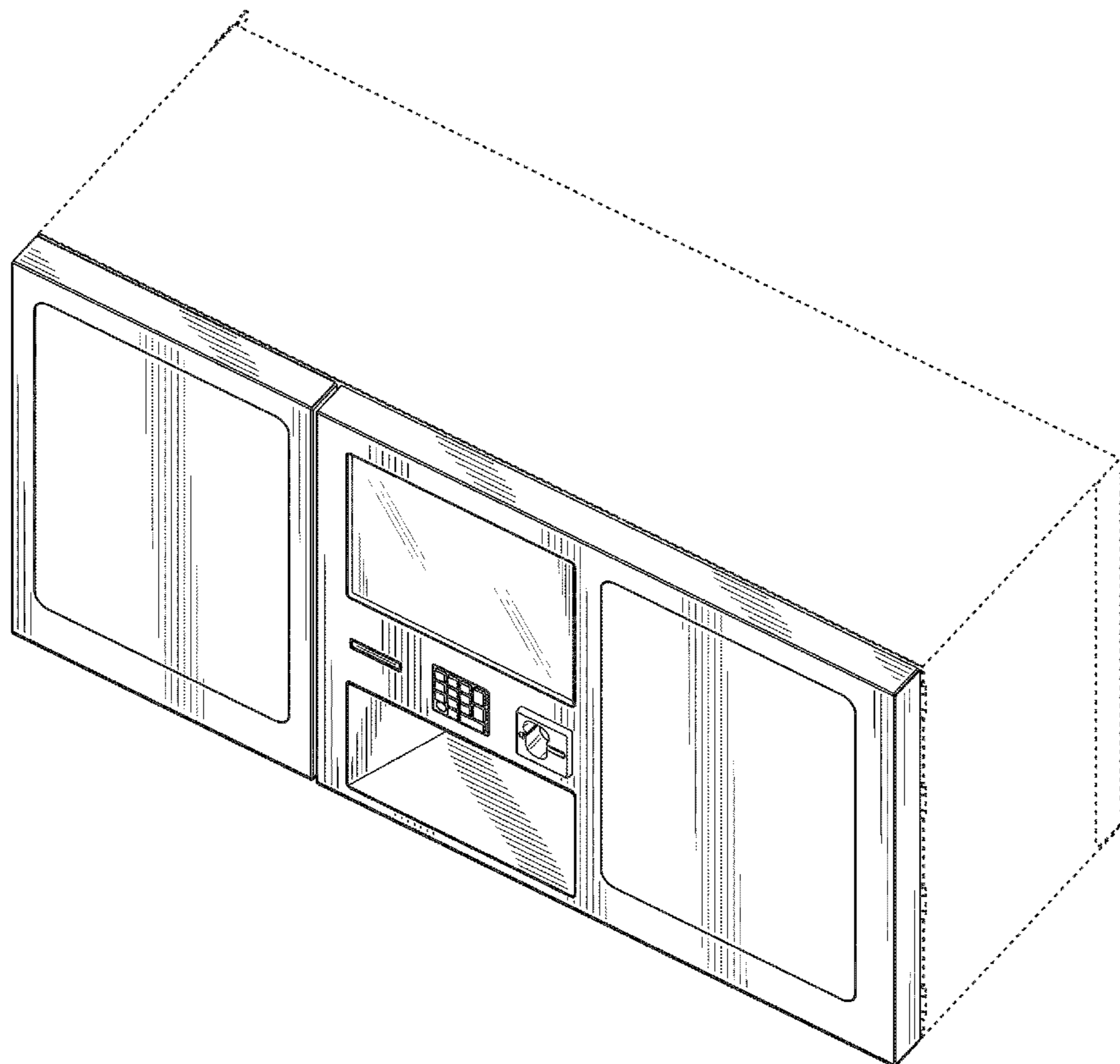
The portions of the Figures shown in broken lines are not part of the claimed design and are for illustration only.

(56) **References Cited**

U.S. PATENT DOCUMENTS

4,858,743 A * 8/1989 Paraskevacos et al. 194/205
D325,746 S * 4/1992 Cerf D20/1

1 Claim, 4 Drawing Sheets



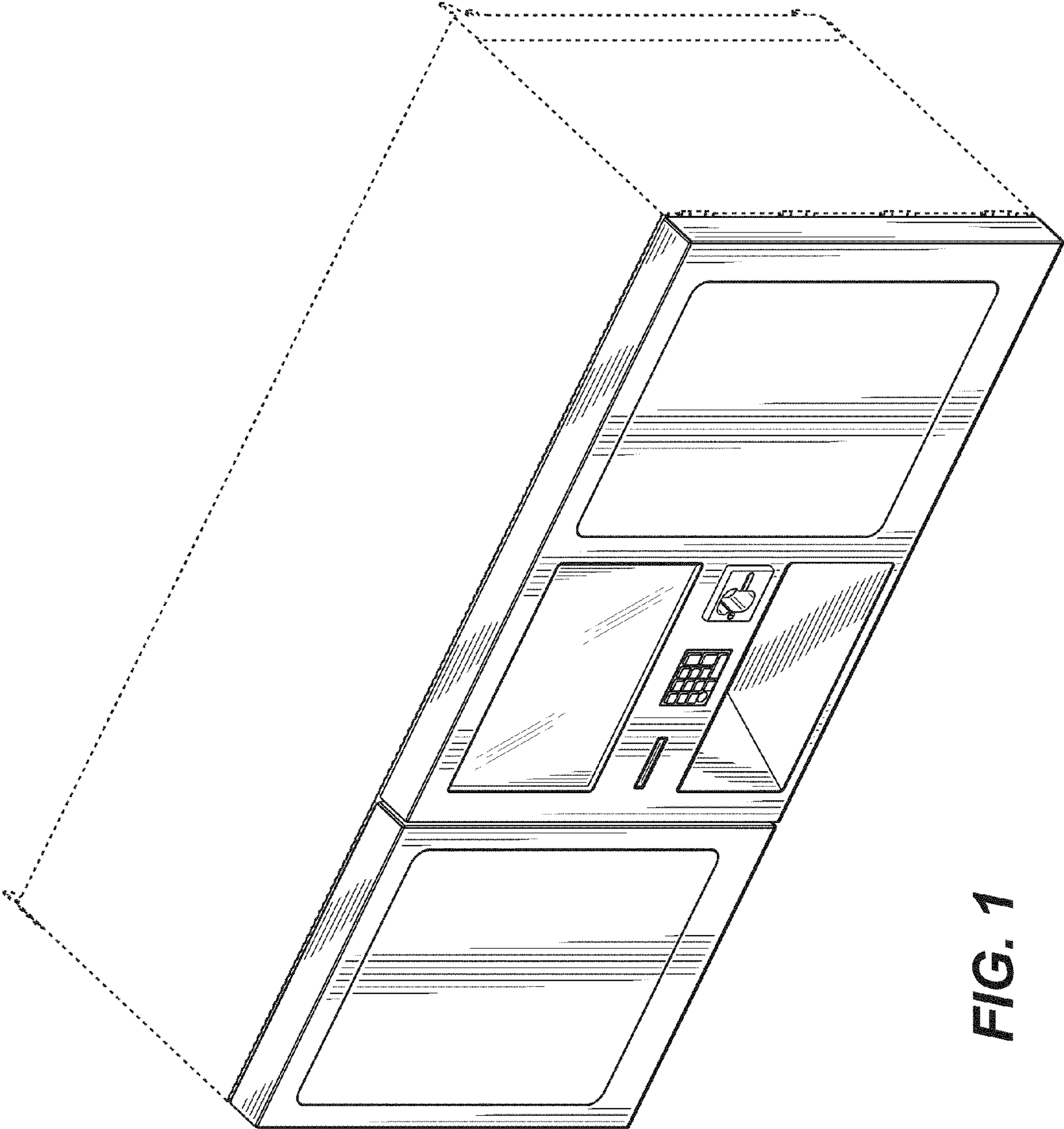


FIG. 1

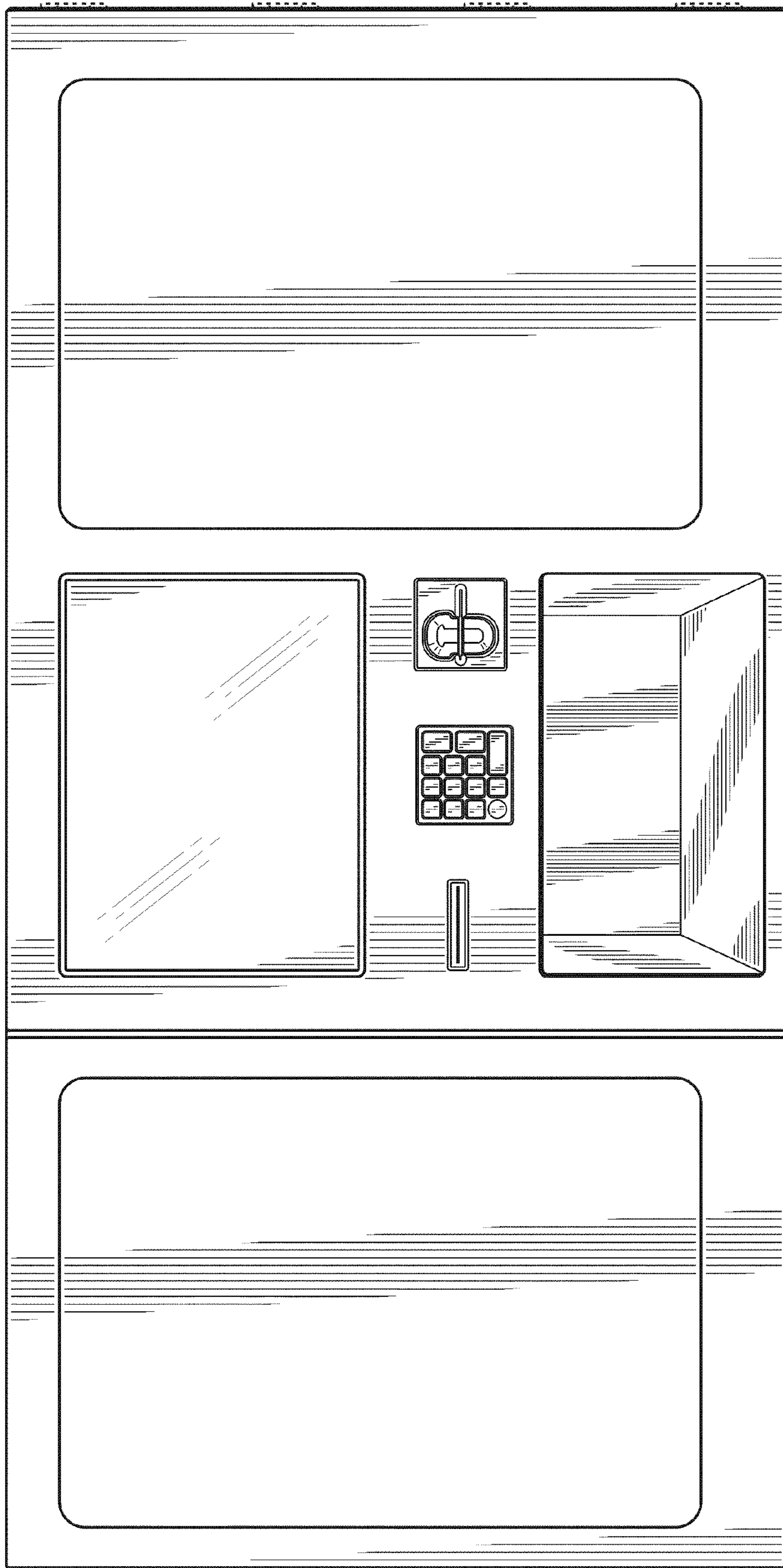


FIG. 2




FIG. 4

FIG. 3




FIG. 5