



US00D650392S

(12) **United States Design Patent**
Glezer et al.

(10) **Patent No.:** **US D650,392 S**
(45) **Date of Patent:** **** Dec. 13, 2011**

(54) **GRAPHIC USER INTERFACE FOR A DISPLAY PANEL OR SCREEN**

(75) Inventors: **Eli N. Glezer**, Chevy Chase, MD (US);
Michael L. Vock, Vienna, VA (US);
Kent Johnson, Bethesda, MD (US)

(73) Assignee: **Meso Scale Technologies, LLC**,
Gaithersburg, MD (US)

(**) Term: **14 Years**

(21) Appl. No.: **29/322,386**

(22) Filed: **Aug. 4, 2008**

Related U.S. Application Data

(62) Division of application No. 29/220,219, filed on Dec. 22, 2004, now Pat. No. Des. 575,297, which is a division of application No. 29/167,146, filed on Sep. 10, 2002, now Pat. No. Des. 502,184.

(51) **LOC (9) Cl.** **14-04**

(52) **U.S. Cl.** **D14/486**

(58) **Field of Classification Search** D14/485-95;
D18/24-33; D20/6, 52; D21/324-33;
715/700-867, 973-77; 356/246; 436/172;
435/6, 288.4; 422/102

See application file for complete search history.

(56) **References Cited**

U.S. PATENT DOCUMENTS

D237,213 S * 10/1975 Seccafico D19/1
D397,101 S * 8/1998 Bier D14/489
D405,439 S 2/1999 Mullin
D441,761 S 5/2001 Machida et al.
6,313,848 B1 * 11/2001 Hoag 345/684
D459,361 S 6/2002 Inagaki

D462,695 S * 9/2002 Nguyen Van Huong D14/485
D464,360 S * 10/2002 Grundel et al. D14/485
D467,591 S 12/2002 Friedman
D468,748 S 1/2003 Inagaki
D469,108 S * 1/2003 Lorenzo D14/489
D474,194 S * 5/2003 Kates et al. D14/485
D474,778 S 5/2003 Barnes
D478,595 S 8/2003 Istvan et al.
D478,912 S * 8/2003 Johnson D14/485
7,089,498 B1 * 8/2006 Rathjen et al. 715/741
7,404,144 B2 * 7/2008 Silverbrook et al. 715/700
2003/0007016 A1 * 1/2003 Laffey et al. 345/861

* cited by examiner

Primary Examiner — Melanie H Tung

(74) *Attorney, Agent, or Firm* — Scully, Scott, Murphy & Presser, P.C.

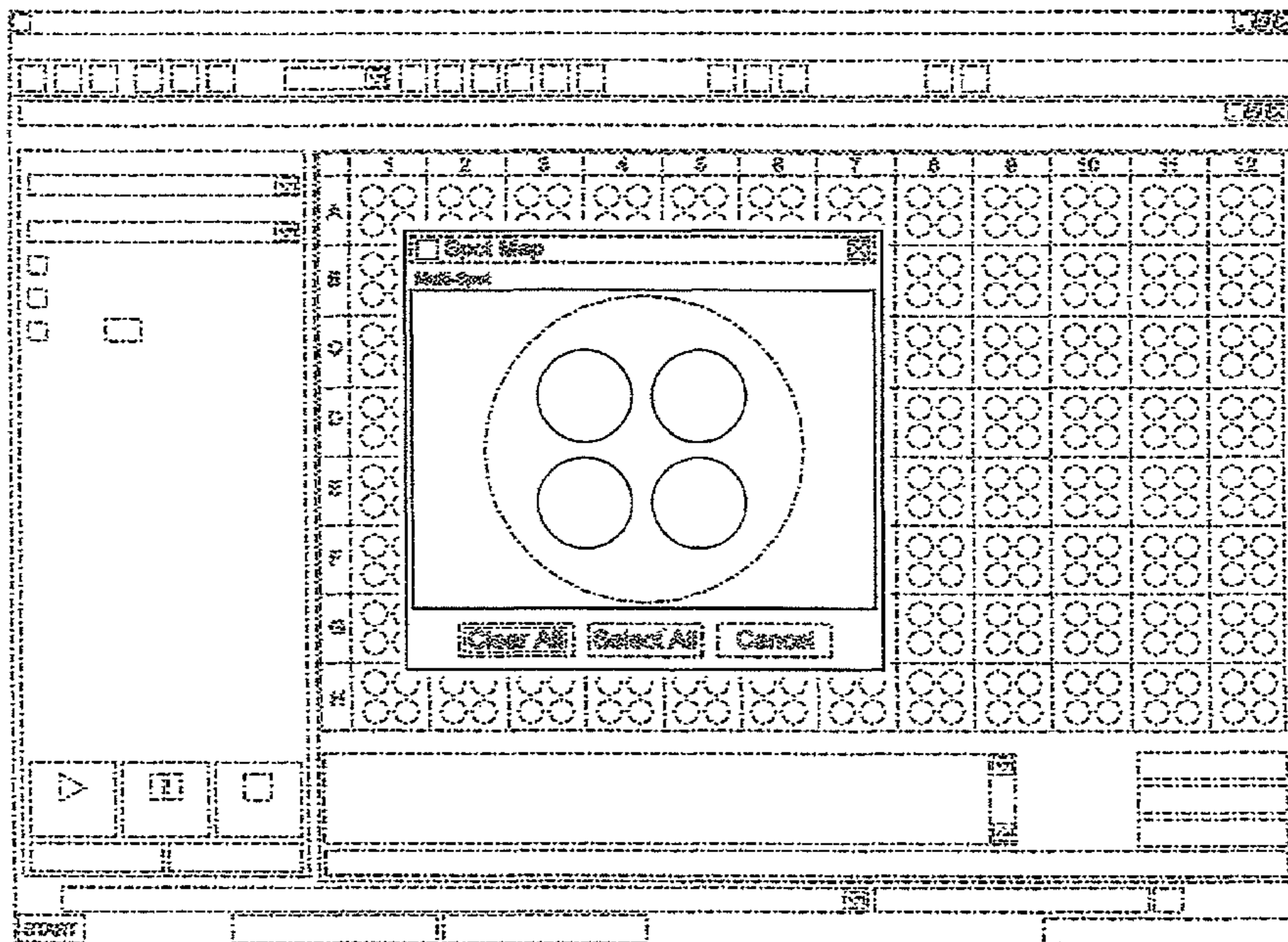
(57) **CLAIM**

The ornamental design for a graphic user interface for a display panel or screen for representing assay domains, as shown and described.

DESCRIPTION

FIG. 1 is a front view of a graphic user interface for a display panel or screen showing our new design;
FIG. 2 is a front view of a second embodiment thereof.
FIG. 3 is a front view of a third embodiment thereof.
FIG. 4 is a front view of a fourth embodiment thereof.
FIG. 5 is a front view of a fifth embodiment thereof.
FIG. 6 is a front view of a sixth embodiment thereof.
FIG. 7 is a front view of a seventh embodiment thereof; and,
FIG. 8 is a front view of an eighth embodiment thereof.
The broken line showing of the text, numbers and the display panel or screen is for illustrative purposes only and forms no part of the claimed design.

1 Claim, 8 Drawing Sheets



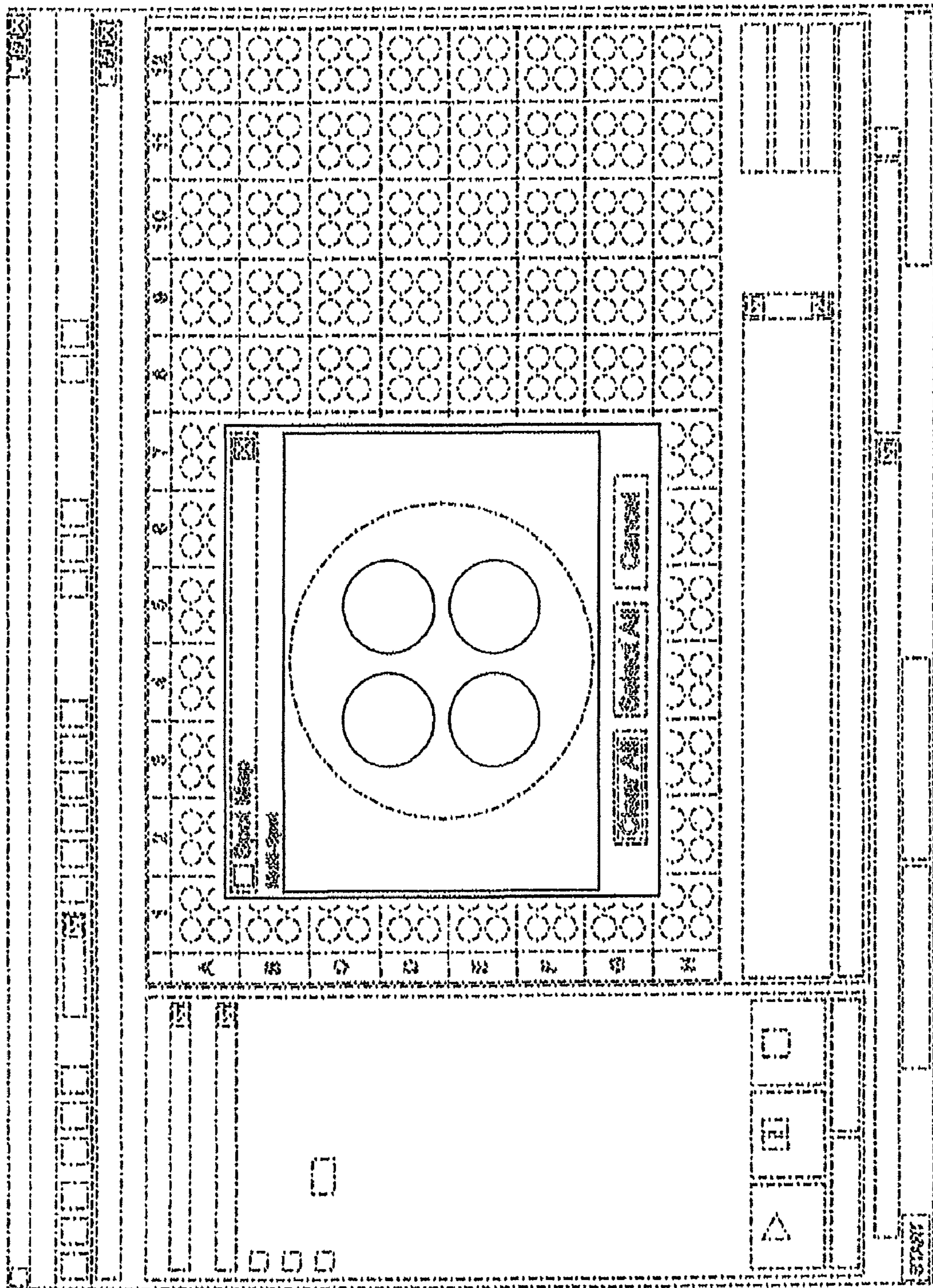


FIG. 1

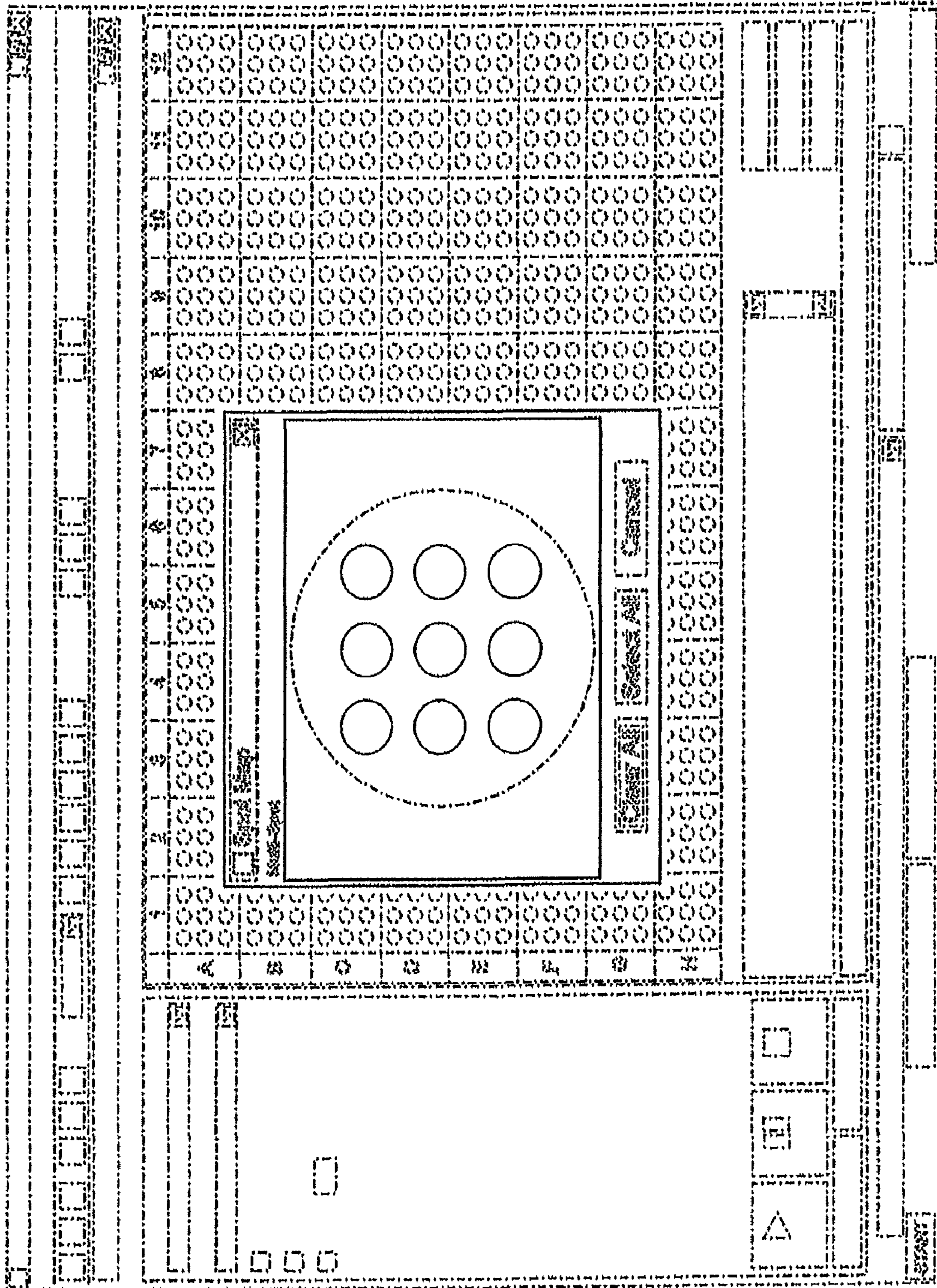
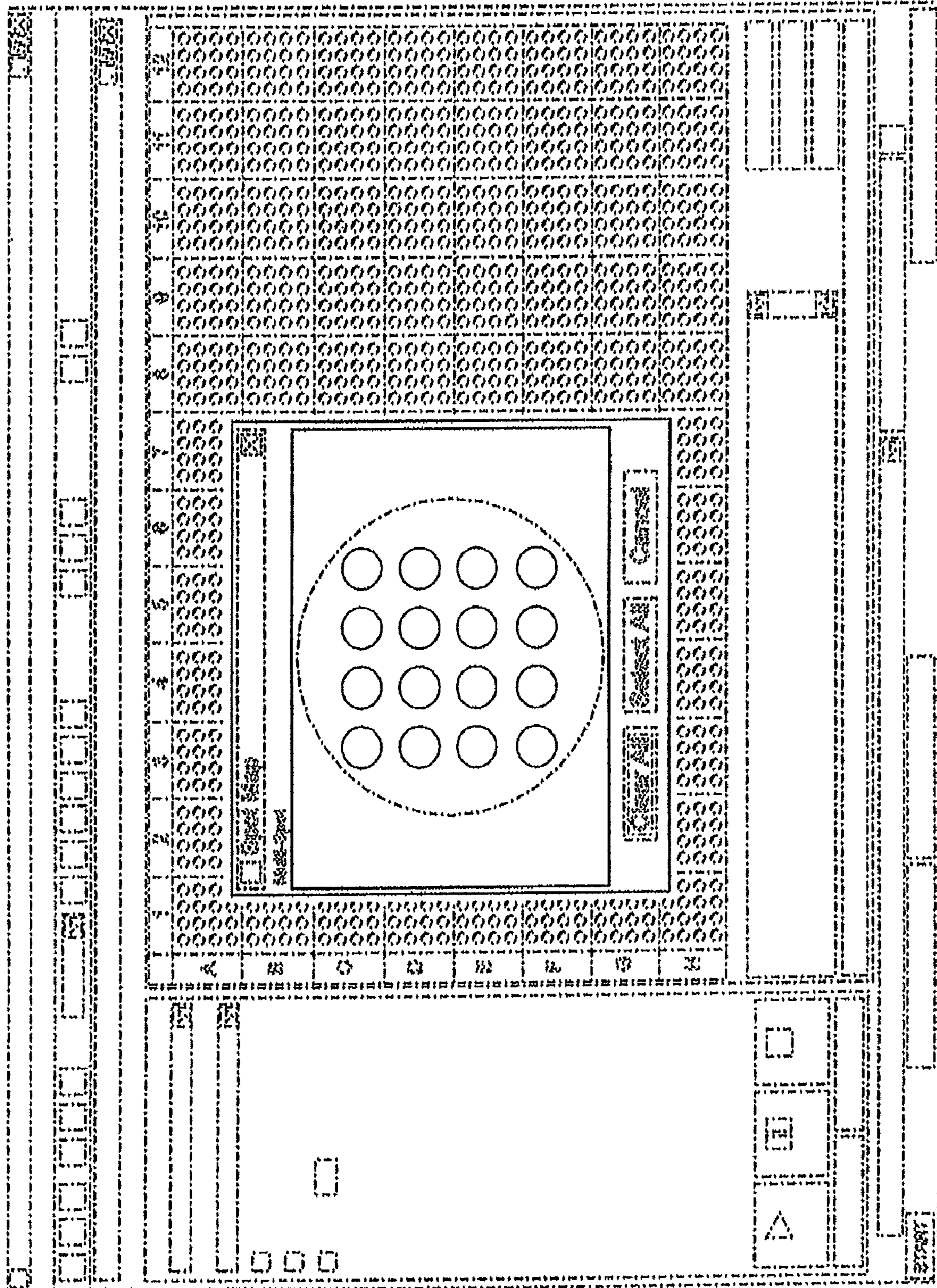


FIG. 3



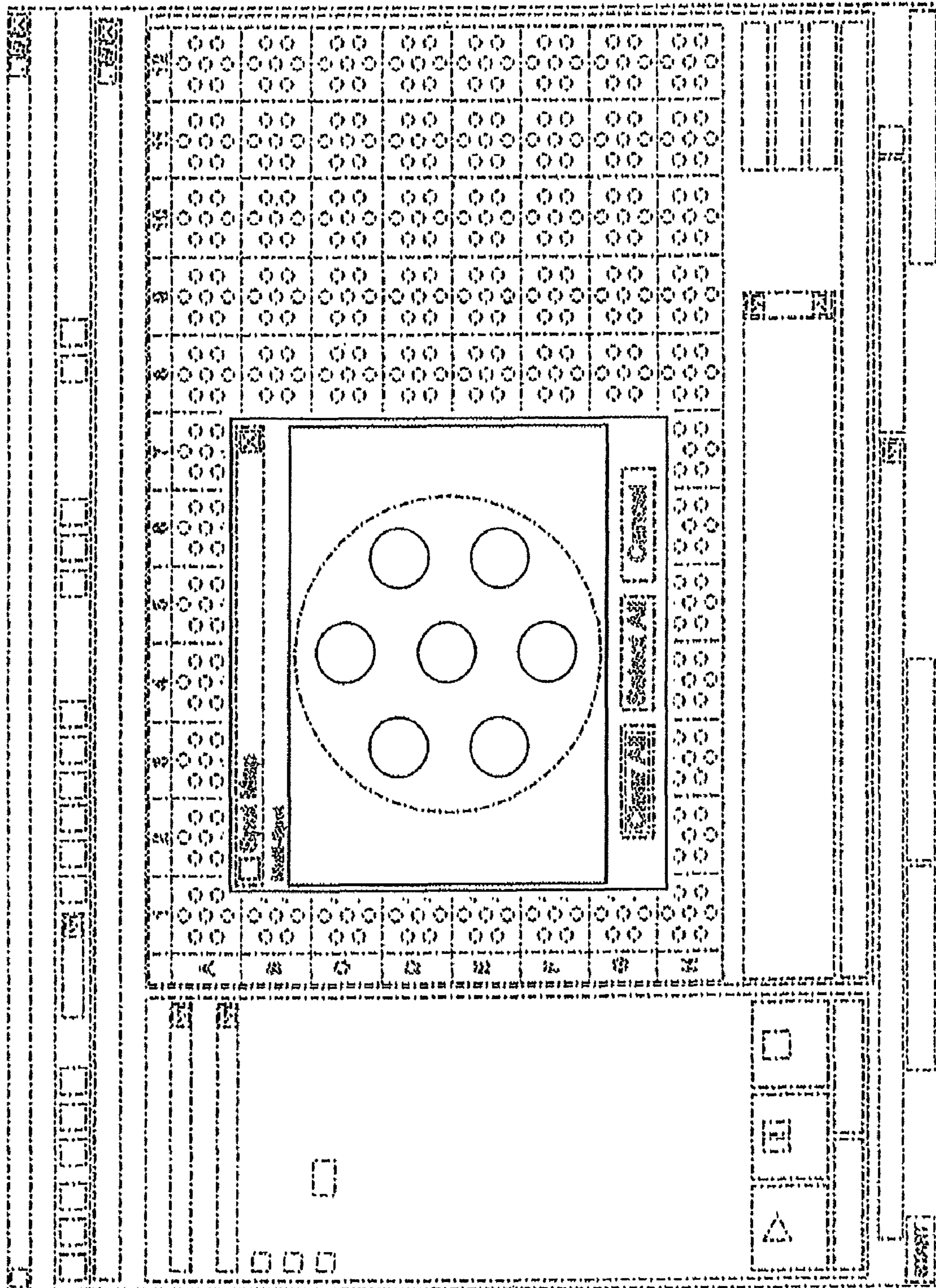


FIG. 4

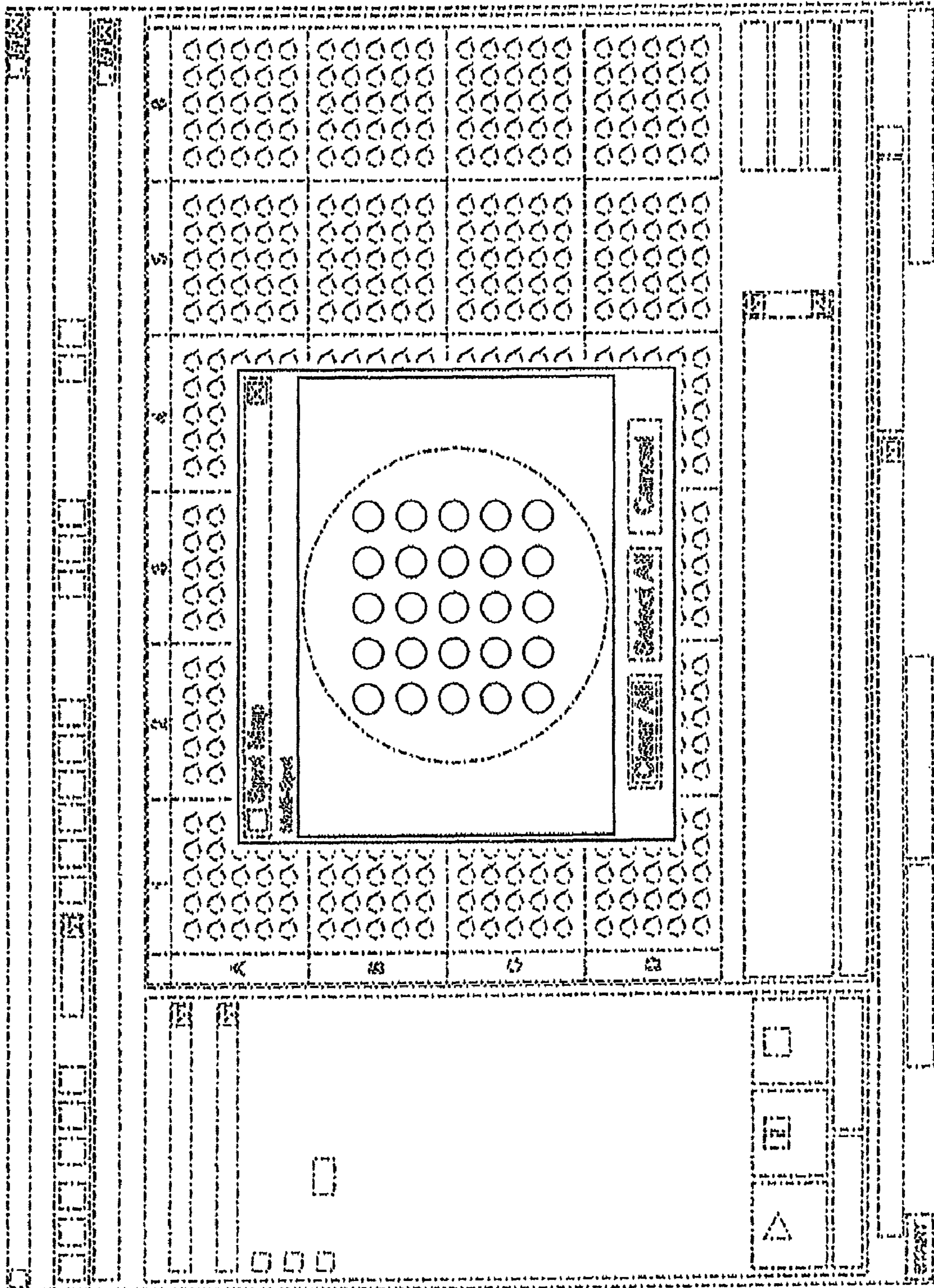


FIG. 6

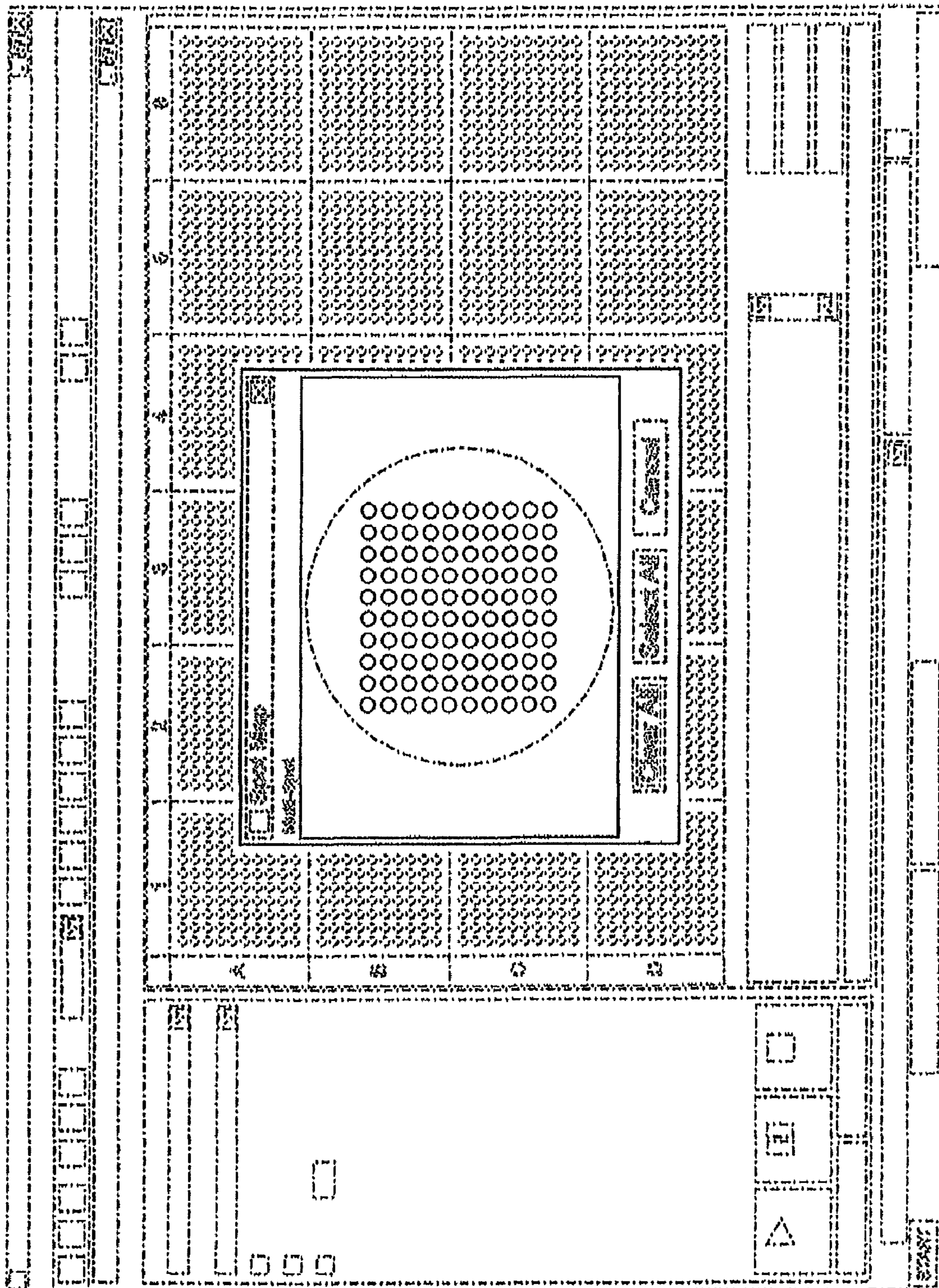


FIG. 7

FIG. 8

