



US00D650391S

(12) **United States Design Patent**
Liang

(10) **Patent No.:** **US D650,391 S**

(45) **Date of Patent:** **** Dec. 13, 2011**

(54) **MODEM**

(75) Inventor: **Qinghai Liang**, Shenzhen (CN)

(73) Assignee: **Huawei Device Co., Ltd.**, Shenzhen (CN)

(**) Term: **14 Years**

(21) Appl. No.: **29/378,976**

(22) Filed: **Nov. 12, 2010**

(30) **Foreign Application Priority Data**

May 12, 2010 (CN) 2010 3 0173966

(51) **LOC (9) Cl.** **14-02**

(52) **U.S. Cl.** **D14/480.7; D14/242**

(58) **Field of Classification Search** D14/411,
D14/433, 435.1, 436, 480.1–480.7, 484.1,
D14/137, 155, 203.1–203.8, 240, 242; D3/201,
D3/273; D13/107, 108, 133, 154, 184; 710/300,
710/301; 439/131, 135–147

See application file for complete search history.

(56) **References Cited**

U.S. PATENT DOCUMENTS

6,456,500	B1 *	9/2002	Chen	361/752
6,676,419	B1 *	1/2004	Lin et al.	439/76.1
D494,969	S *	8/2004	Lin	D14/480.7
7,179,099	B2 *	2/2007	Hsieh	439/131
D546,328	S *	7/2007	Kobayakawa	D14/480.4
D553,618	S *	10/2007	Cheng	D14/480.3
D557,697	S *	12/2007	Chen et al.	D14/480.7
D601,152	S *	9/2009	Moshes et al.	D14/480.7
D610,588	S *	2/2010	Chen	D14/480.7

D624,085	S *	9/2010	Gilbert et al.	D14/480.5
D629,409	S *	12/2010	Lo	D14/480.7
7,874,852	B2 *	1/2011	Chang	439/140
D631,884	S *	2/2011	Klein et al.	D14/435.1

OTHER PUBLICATIONS

CES Flash Memory USB Flash Drives, p. 2 [online] posted Jan. 6, 2009 [retrieved on Mar. 11, 2009]. Retrieved from the Internet <URL: <http://www.ces-show.com/flashmemory/usbflashdrive/>>.*
www.importek.com, [online], [retrieved on Dec. 27, 2006]. Retrieved from the Internet <URL: http://www.importek.com/imt/files/USB-Dongle_a.jpg>.*
Huawei unwraps 21Mb/s HSDPA dongle • reghardware, p. 2 [online] posted Mar. 4, 2009 [retrieved on May 17, 2010]. Retrieved from the Internet <URL: http://www.reghardware.co.uk/2009/03/04/huawei_e182e_launch/>.*

* cited by examiner

Primary Examiner — Karen E Kearney

(74) *Attorney, Agent, or Firm* — Slater & Matsil, L.L.P.

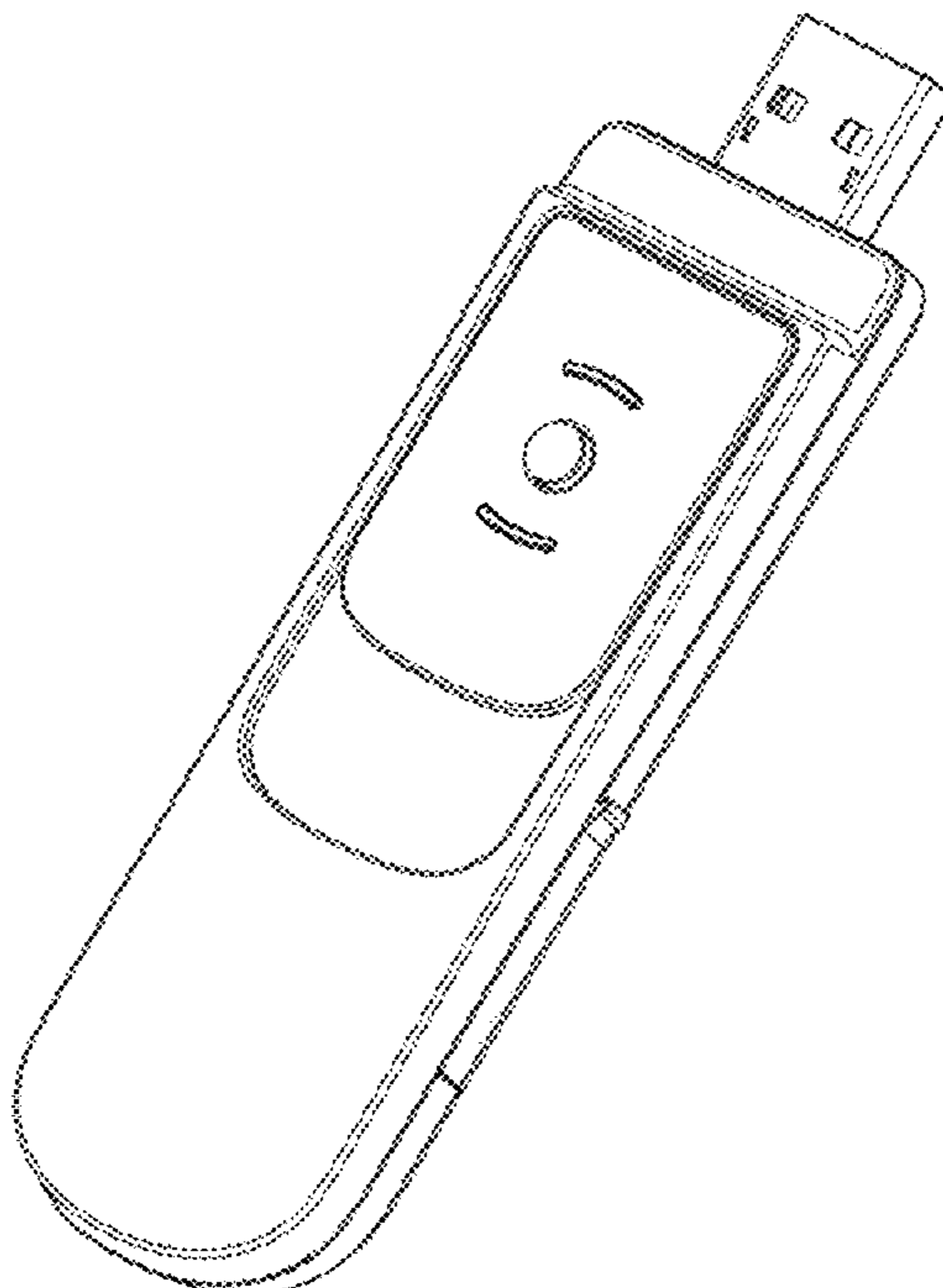
(57) **CLAIM**

The ornamental design for a modem, as shown and described.

DESCRIPTION

FIG. 1 is a bottom view of a modem;
FIG. 2 is a right side view thereof;
FIG. 3 is a front view thereof;
FIG. 4 is a left side view thereof;
FIG. 5 is a back view thereof;
FIG. 6 is a top view thereof.
FIG. 7 is a front perspective view thereof; and,
FIG. 8 is a perspective view in working state thereof.

1 Claim, 5 Drawing Sheets



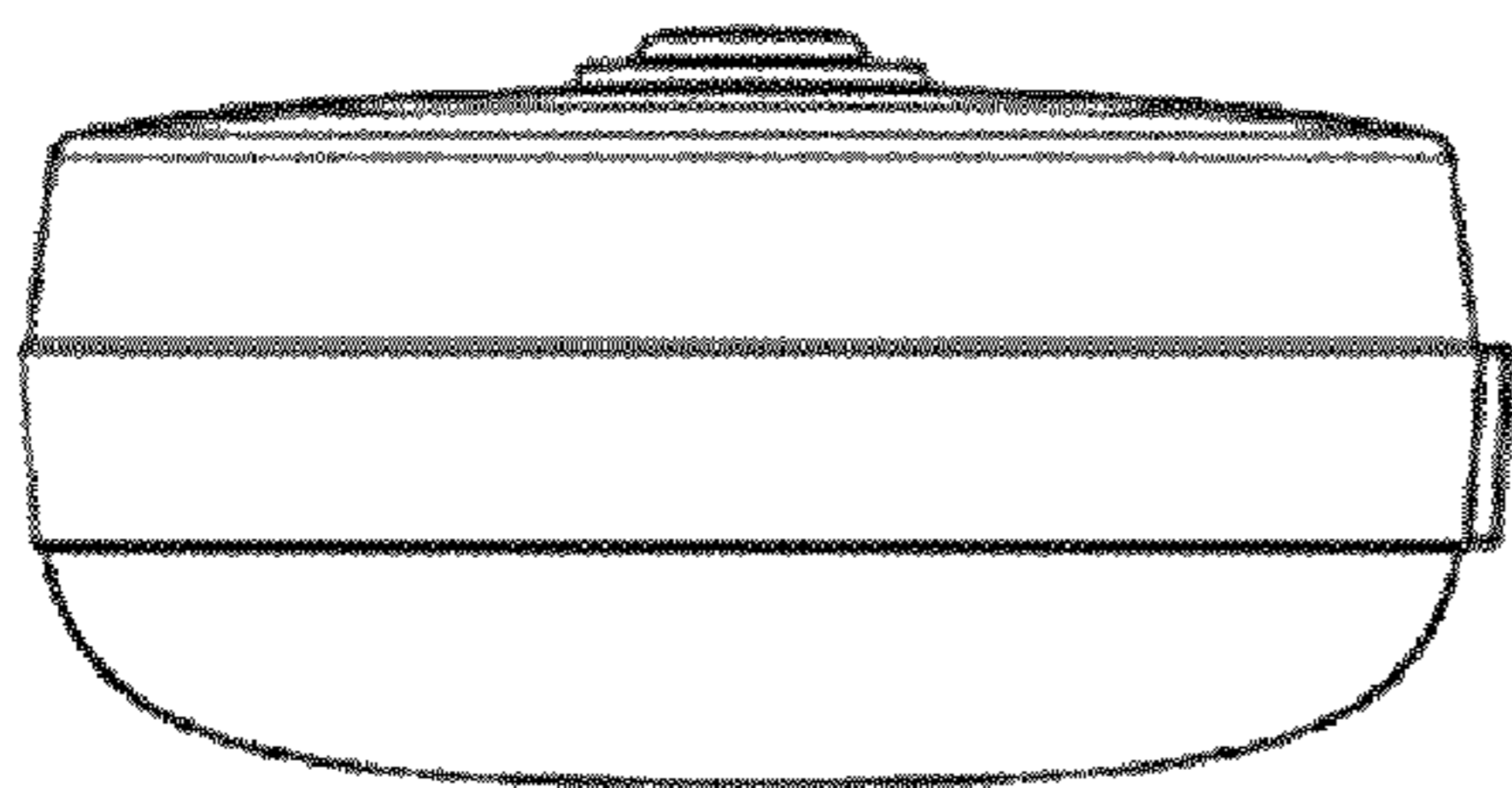


FIG. 1

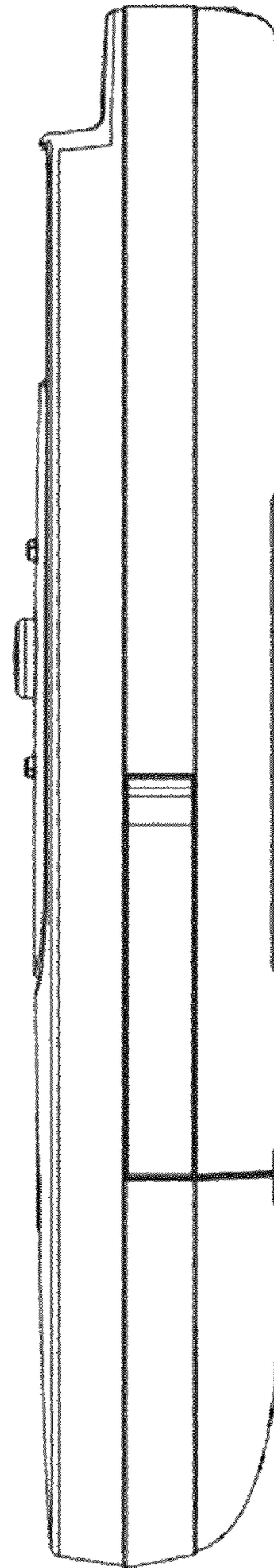


FIG. 2

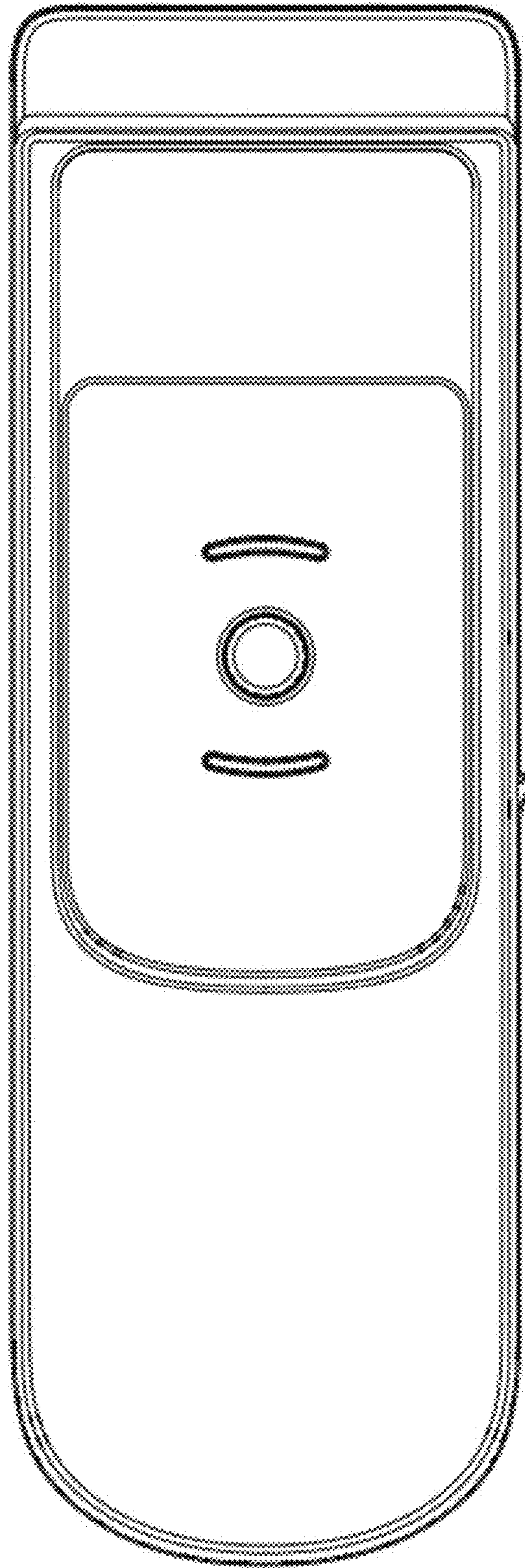


FIG. 3




FIG. 4




FIG. 5

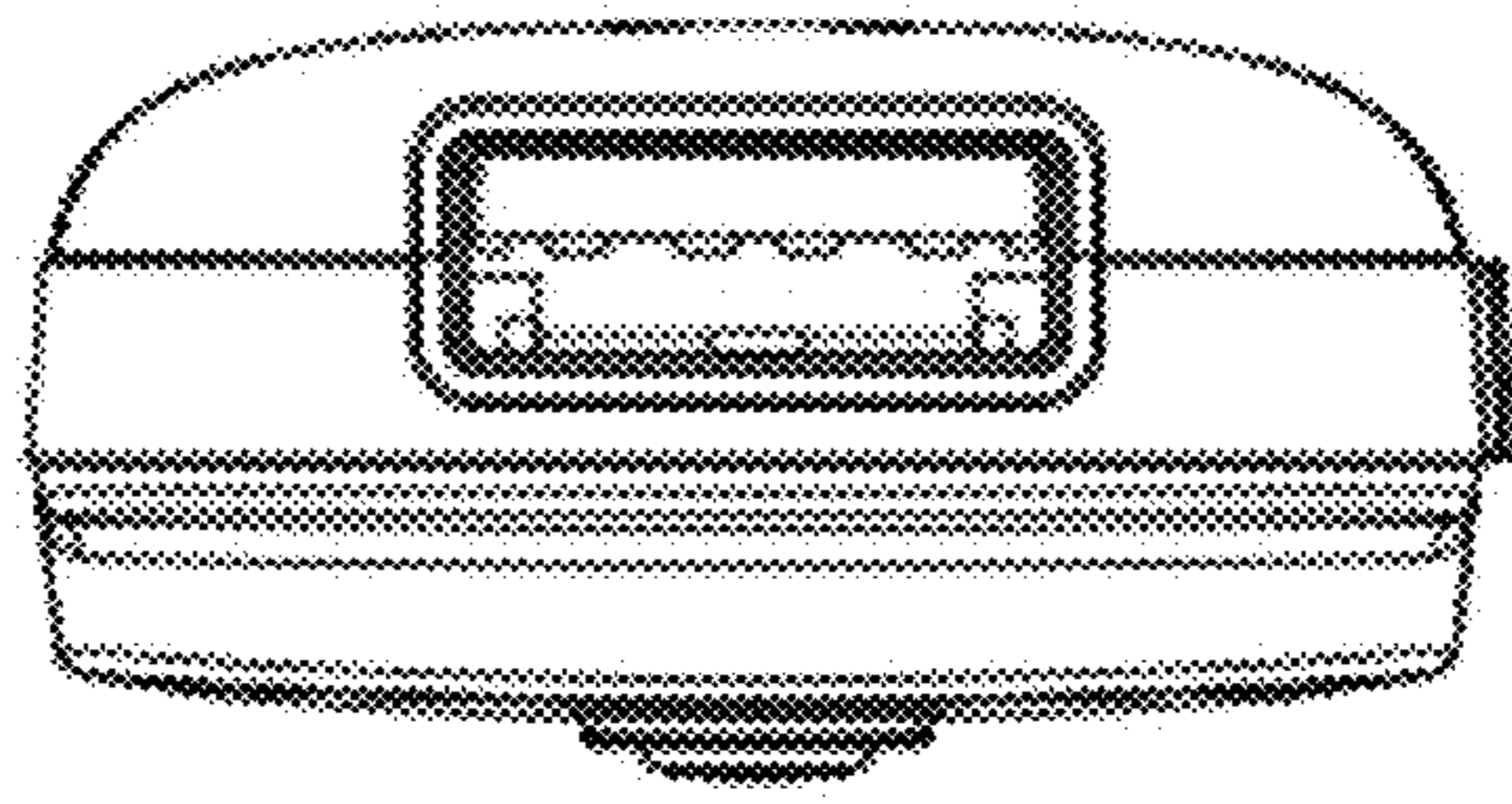


FIG. 6

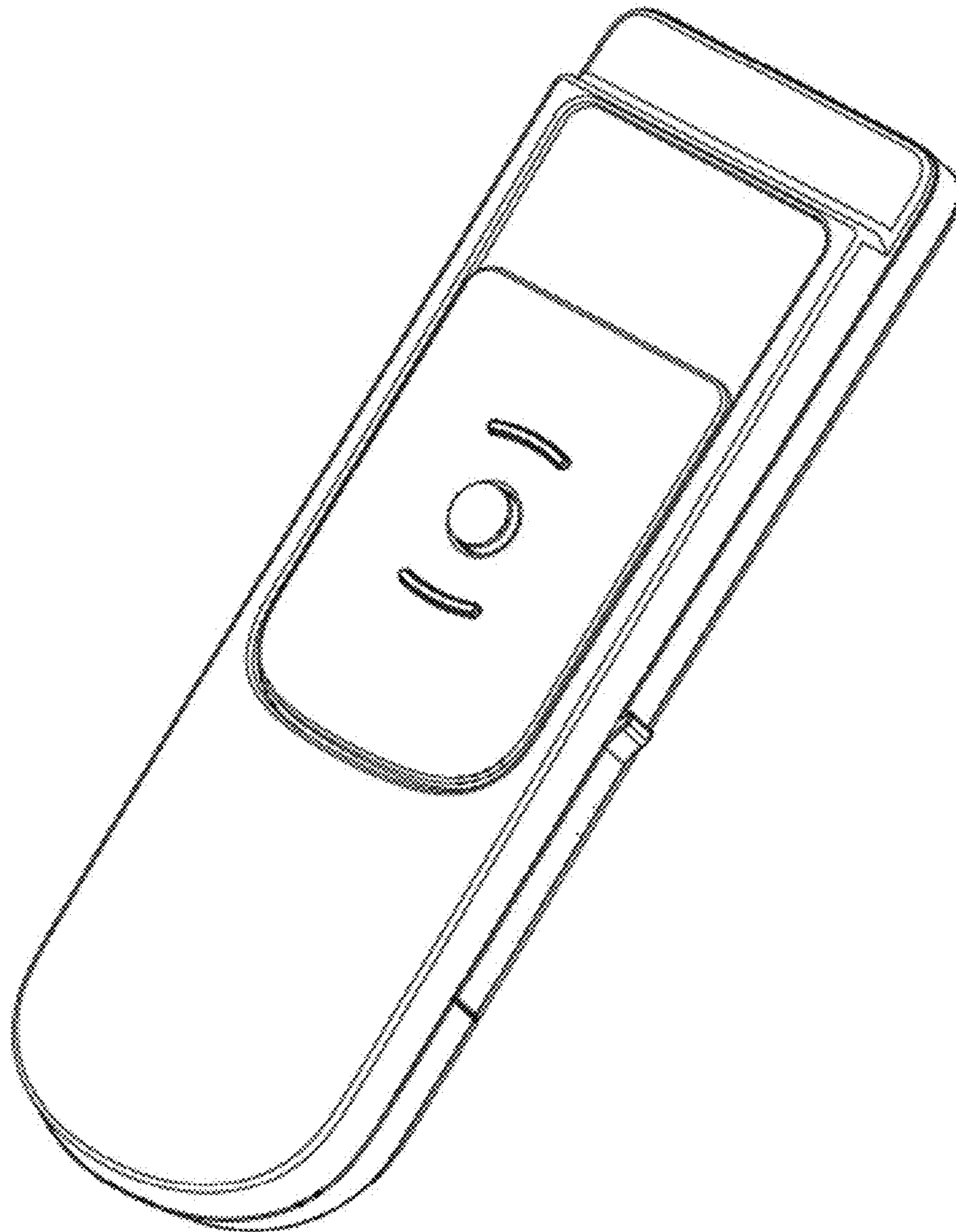


FIG. 7

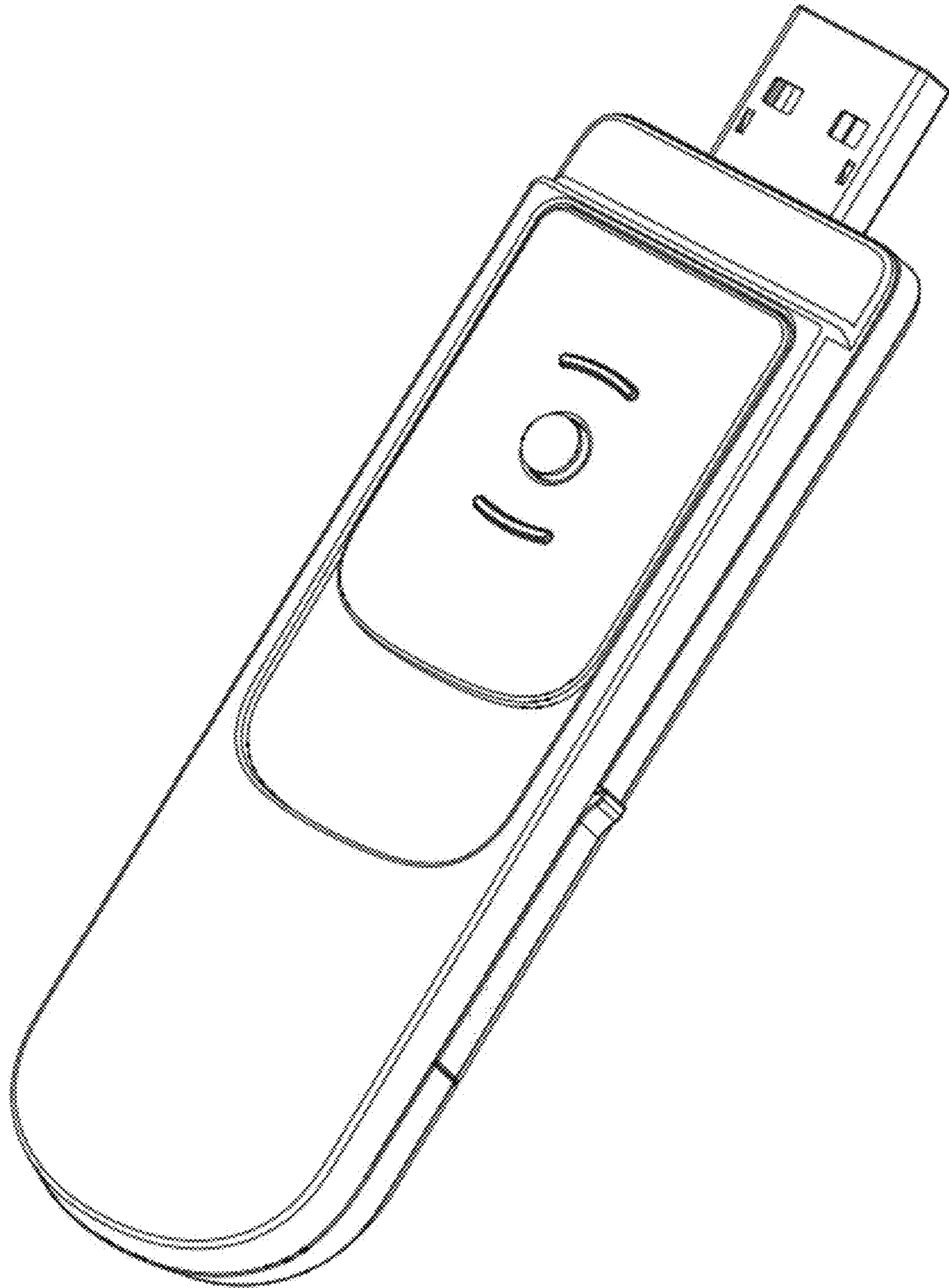


FIG. 8