



US00D650382S

(12) **United States Design Patent**
Huang

(10) **Patent No.:** **US D650,382 S**

(45) **Date of Patent:** **** Dec. 13, 2011**

(54) **E-BOOK**

(75) Inventor: **Tsung-Yuan Huang**, Taipei Hsien (TW)

(73) Assignees: **Hon Hai Precision Industry Co., Ltd.**,
Tu-Cheng, New Taipei (TW); **Koobe**
Inc., New Taipei (TW)

(**) Term: **14 Years**

(21) Appl. No.: **29/379,406**

(22) Filed: **Nov. 19, 2010**

(51) **LOC (9) Cl.** **14-02**

(52) **U.S. Cl.** **D14/341**

(58) **Field of Classification Search** D14/341-347,
D14/137, 138, 138.1, 138 AA, 138 R, 138 AB,
D14/138 AC, 138 AD, 138 C, 138 G, 496,
D14/203.1, 203.3, 203.4, 203.5, 203.7, 426,
D14/427, 432, 429, 129, 130, 420, 439-441,
D14/448, 125, 147, 156, 218, 247-248, 250,
D14/389, 388, 315-318; D10/65, 104; D18/6-7;
D21/324, 329, 330; D19/26, 59, 60; 455/556.1,
455/556.2, 566, 575.1, 90.3; 379/433.04,
379/433.01, 433.06, 916; 345/169, 173,
345/901, 905; 361/679.26, 679.27, 679.3,
361/679.55, 679.56

See application file for complete search history.

(56) **References Cited**

U.S. PATENT DOCUMENTS

D565,596 S * 4/2008 Kim D14/496
D567,819 S * 4/2008 Devericks et al. D14/496
D568,285 S * 5/2008 Lee et al. D14/138 G
D568,309 S * 5/2008 Cebe et al. D14/341
D570,346 S * 6/2008 Suk et al. D14/341
D576,618 S * 9/2008 Wong D14/341
D593,132 S * 5/2009 Kim D14/496
D597,067 S * 7/2009 Oh et al. D14/203.7
D598,016 S * 8/2009 Han et al. D14/341

D601,989 S * 10/2009 Park et al. D14/138 AD
D602,014 S * 10/2009 Andre et al. D14/341
D602,488 S * 10/2009 Jiang et al. D14/341
D605,194 S * 12/2009 Hakoda D14/345
D607,883 S * 1/2010 Fujita et al. D14/341
D610,568 S * 2/2010 Yu D14/203.7
D615,945 S * 5/2010 Kim et al. D14/138 G
D620,919 S * 8/2010 Lee D14/203.7
D624,071 S * 9/2010 Dan D14/341
D625,307 S * 10/2010 Cheng D14/341
D629,787 S * 12/2010 Lee D14/203.7
D630,181 S * 1/2011 Xiao D14/138 AA
D636,770 S * 4/2011 Li D14/341
D645,039 S * 9/2011 Chen D14/341
2010/0033442 A1 * 2/2010 Kusuda et al. 345/173

* cited by examiner

Primary Examiner — Barbara Fox

(74) *Attorney, Agent, or Firm* — Altis Law Group, Inc.

(57) **CLAIM**

The ornamental design for an e-book, as shown and described.

DESCRIPTION

FIG. 1 is a perspective view of an e-book showing my new design;

FIG. 2 is a front elevational view thereof;

FIG. 3 is a rear elevational view thereof;

FIG. 4 is a left side elevational view thereof;

FIG. 5 is a right side elevational view thereof;

FIG. 6 is a top plan view thereof;

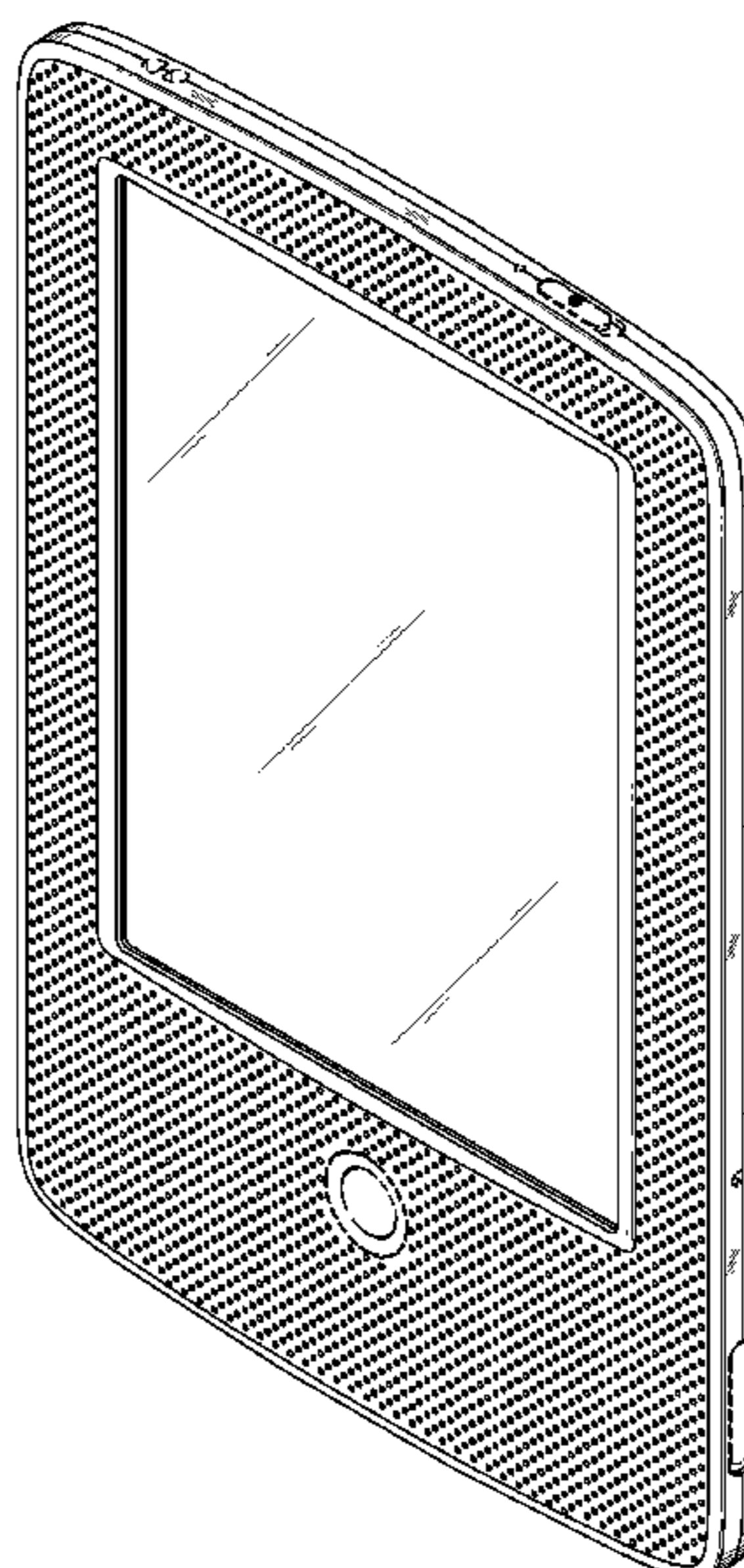
FIG. 7 is a bottom plan view thereof;

FIG. 8 is a partially enlarged view taken along line 8-8 of FIG. 4 thereof; and,

FIG. 9 is a partially enlarged view taken along line 9-9 of FIG. 6 thereof.

The broken lines shown in the drawings represent unclaimed portions of the e-book and form no part of the claimed design.

1 Claim, 9 Drawing Sheets



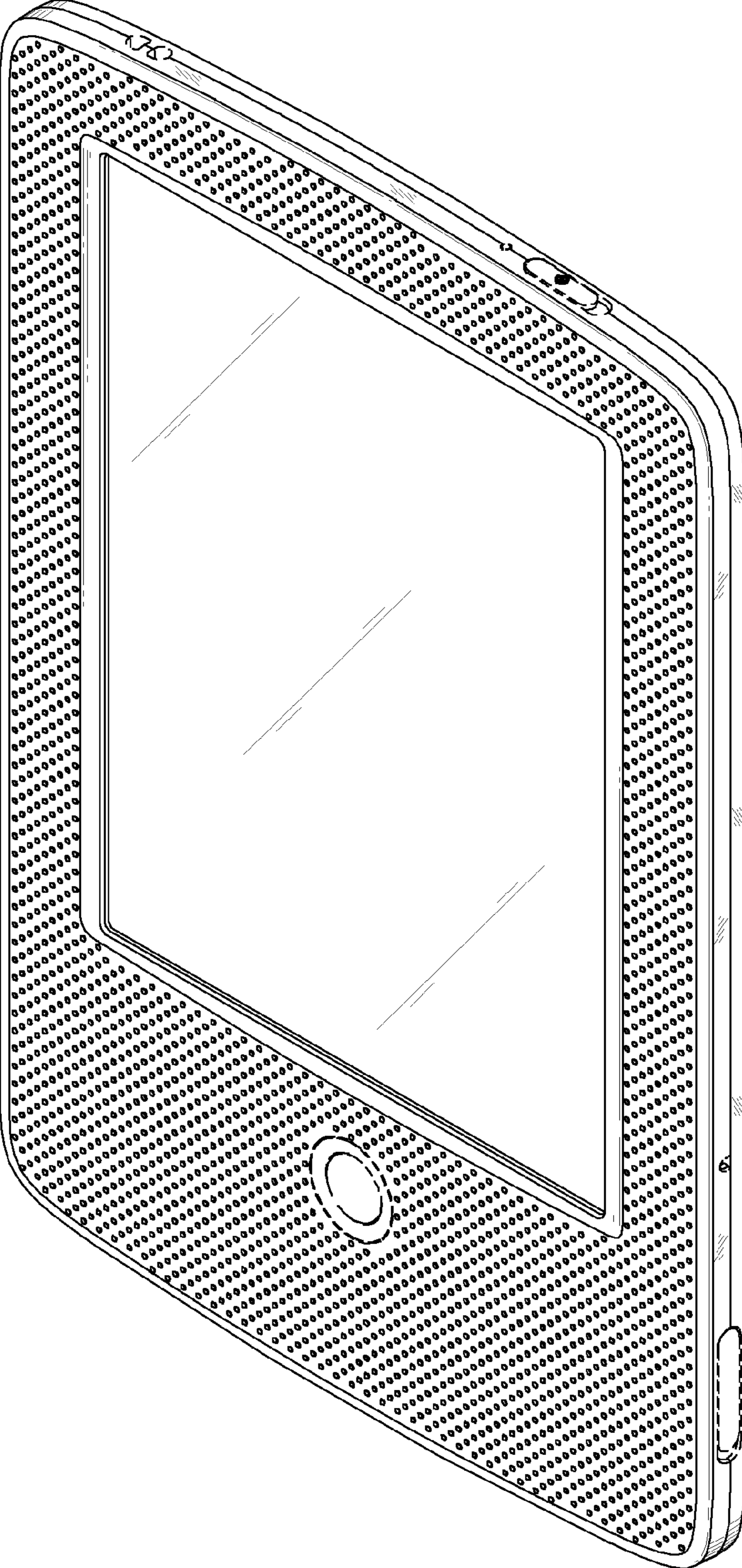


FIG. 1




FIG. 2




FIG. 3

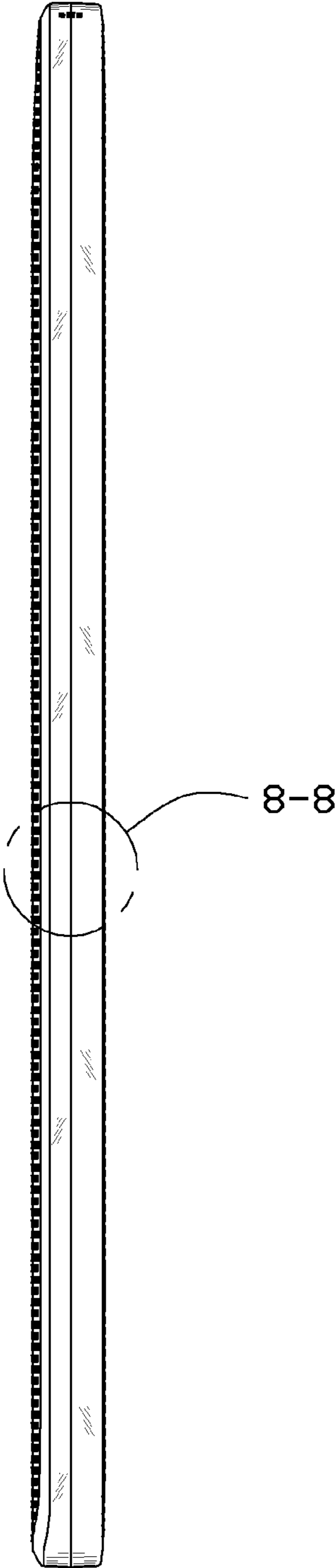


FIG. 4

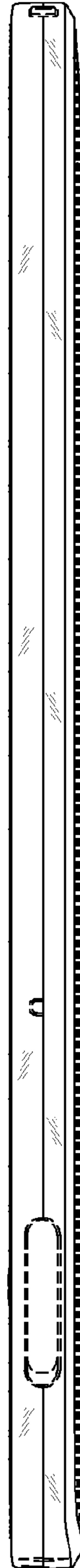


FIG. 5




FIG. 6

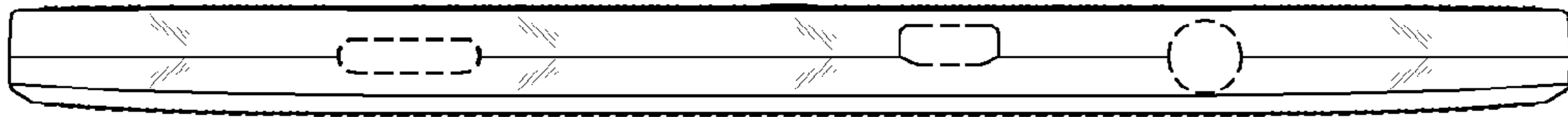


FIG. 7

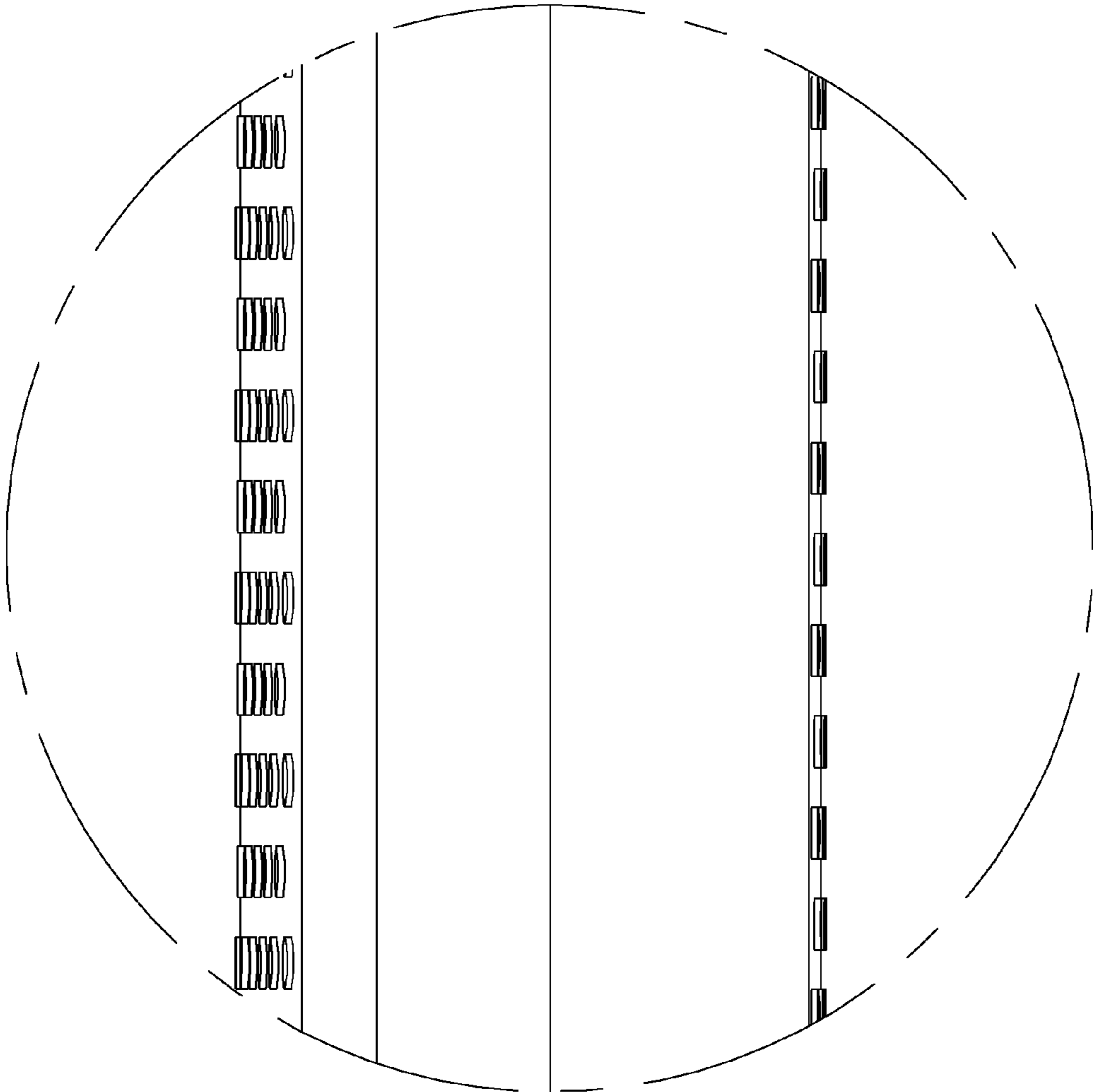


FIG. 8

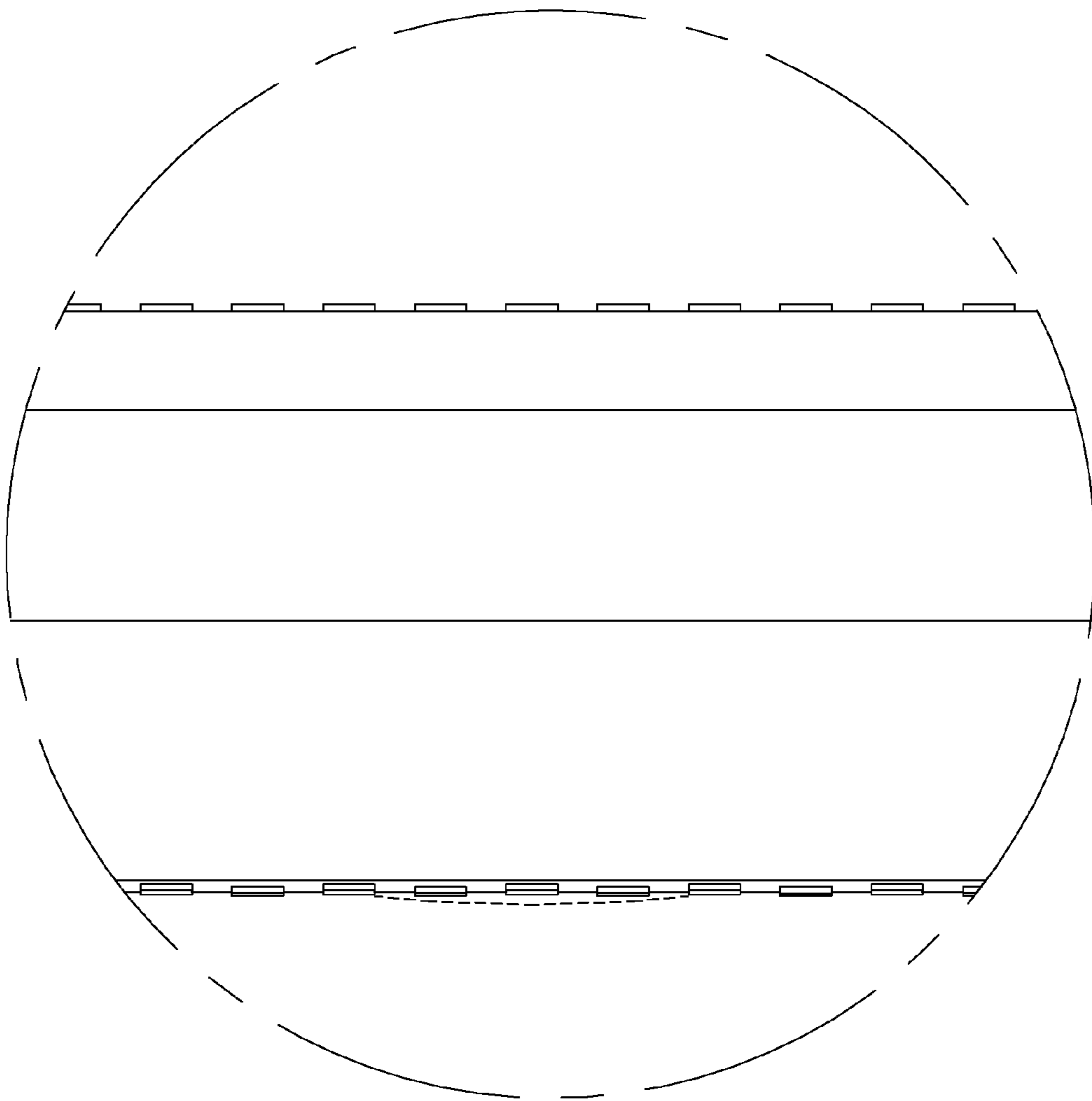


FIG. 9