



US00D650361S

(12) **United States Design Patent**
Chen

(10) **Patent No.:** **US D650,361 S**

(45) **Date of Patent:** **** Dec. 13, 2011**

(54) **SPEAKER**

(75) Inventor: **Hwang-Miaw Chen**, Tu-Cheng (TW)

(73) Assignee: **Hon Hai Precision Industry Co., Ltd.**,
Tu-Cheng, New Taipei (TW)

(**) Term: **14 Years**

(21) Appl. No.: **29/383,851**

(22) Filed: **Jan. 24, 2011**

(51) **LOC (9) Cl.** **14-01**

(52) **U.S. Cl.** **D14/215**

(58) **Field of Classification Search** D14/204,
D14/210-215, 221, 222, 172; 181/143-144,
181/147-148, 150-153, 157, 166, 198-199;
381/300-303, 306, 332-333, 336, 345, 361-364,
381/386-388

See application file for complete search history.

(56) **References Cited**

U.S. PATENT DOCUMENTS

D517,533 S * 3/2006 Yuasa et al. D14/221
7,306,073 B2 * 12/2007 Frasl 181/166

D615,068 S * 5/2010 Yuasa et al. D14/216
D616,422 S * 5/2010 Chen D14/222
D616,423 S * 5/2010 Chen D14/222
D619,565 S * 7/2010 Chen D14/222

* cited by examiner

Primary Examiner — Nanda Bondade

(74) *Attorney, Agent, or Firm* — Altis Law Group, Inc.

(57) **CLAIM**

The ornamental design for a speaker, as shown and described.

DESCRIPTION

FIG. 1 is a perspective view of a speaker showing my new design.

FIG. 2 is a front elevational view thereof.

FIG. 3 is a rear elevational view thereof.

FIG. 4 is a left side elevational view thereof.


FIG. 5 is a right side elevational view thereof.

FIG. 6 is a top plan view thereof.

FIG. 7 is a bottom plan view thereof; and,

FIG. 8 is a cross-sectional view thereof, corresponding to 8-8 of FIG. 2.

1 Claim, 8 Drawing Sheets



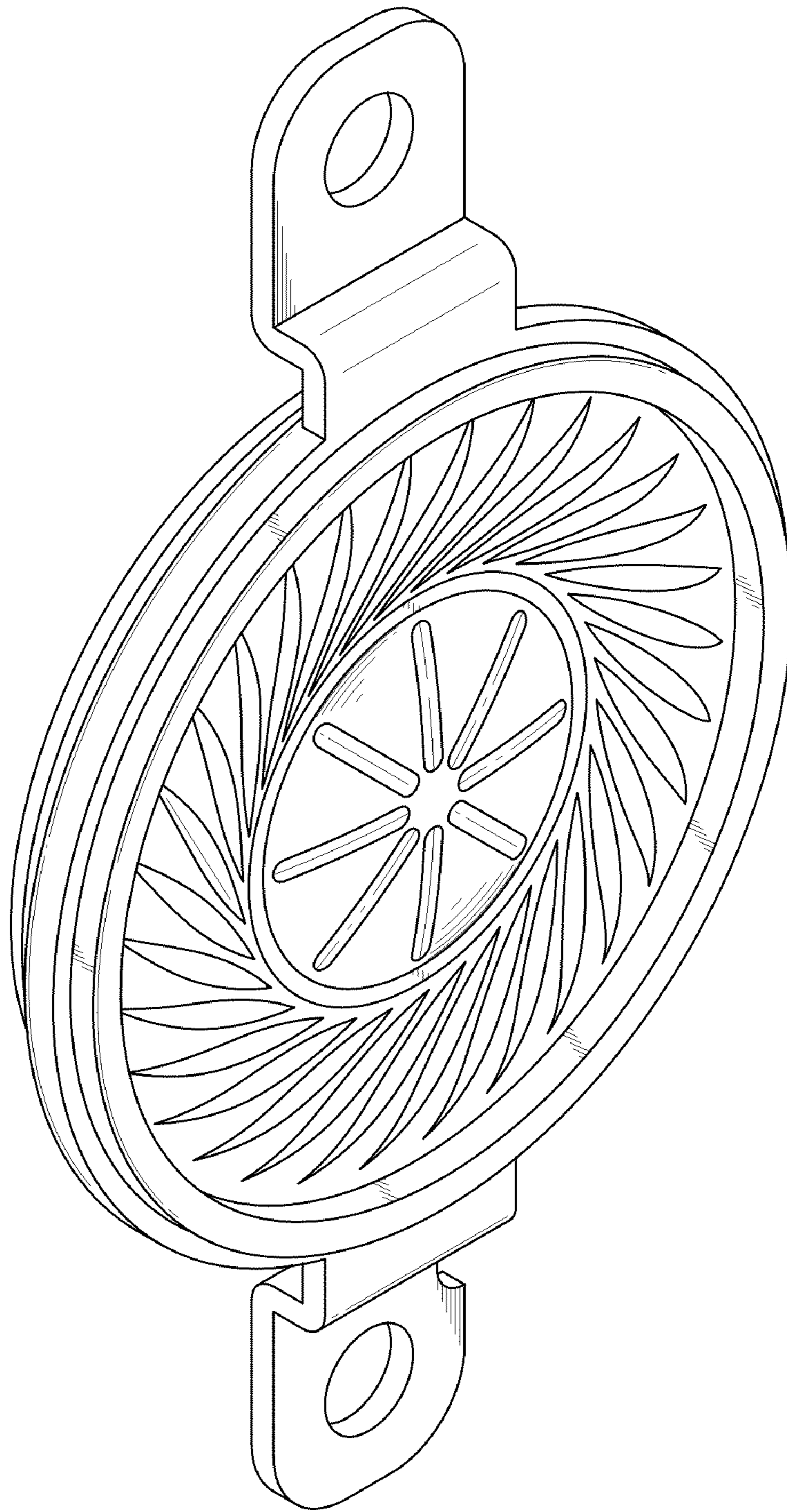


FIG. 1




FIG. 2

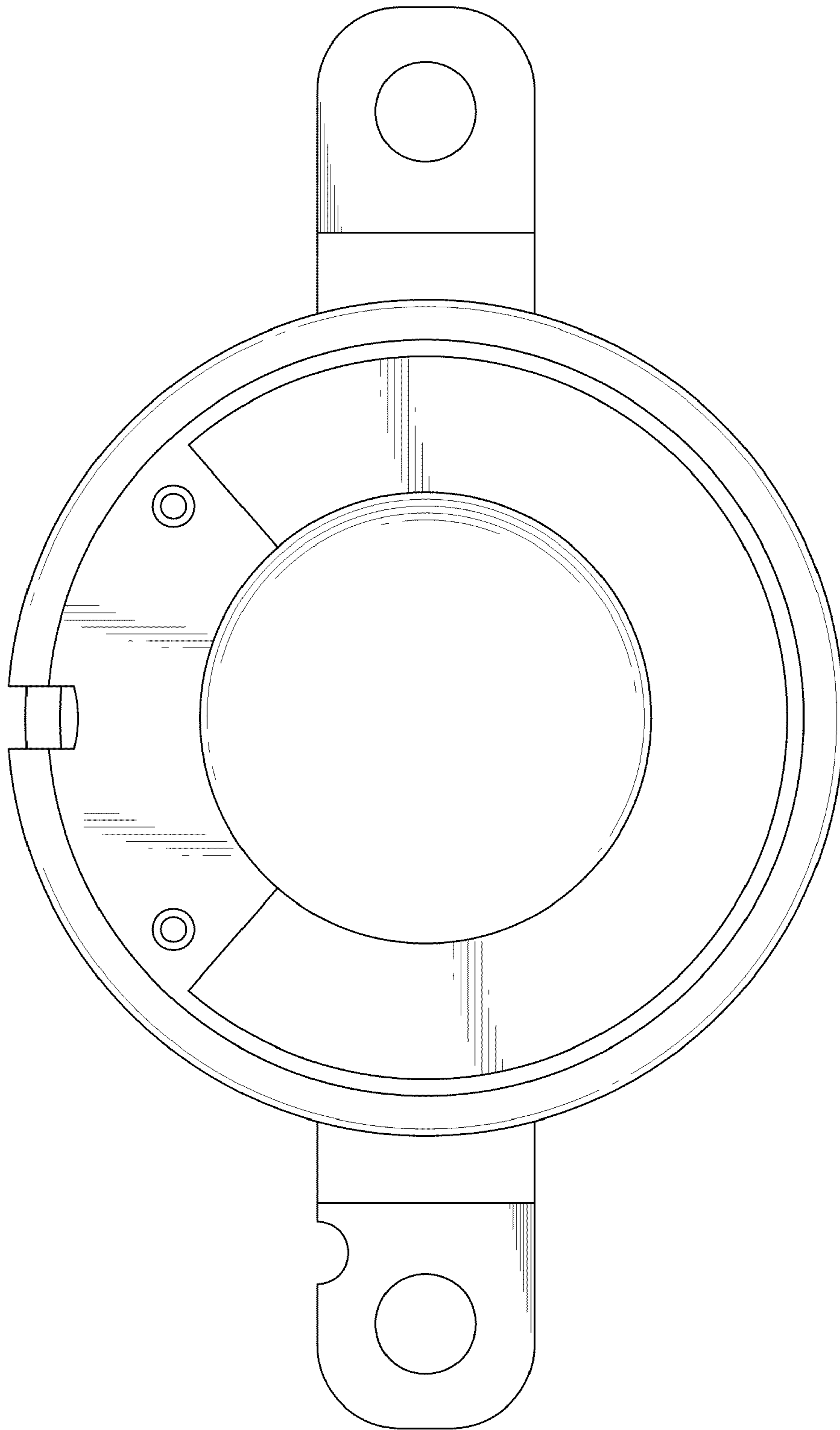


FIG. 3

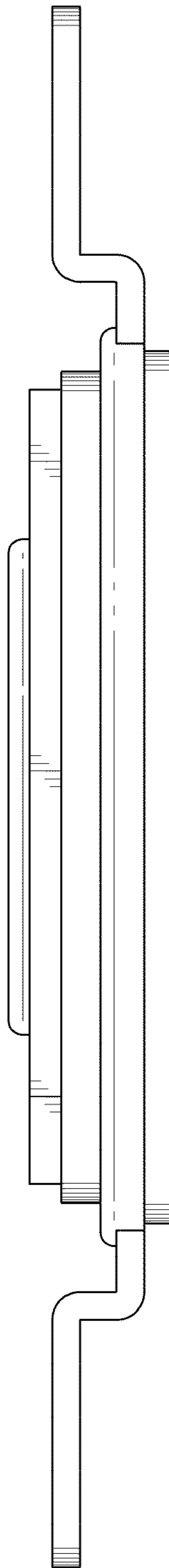


FIG. 4

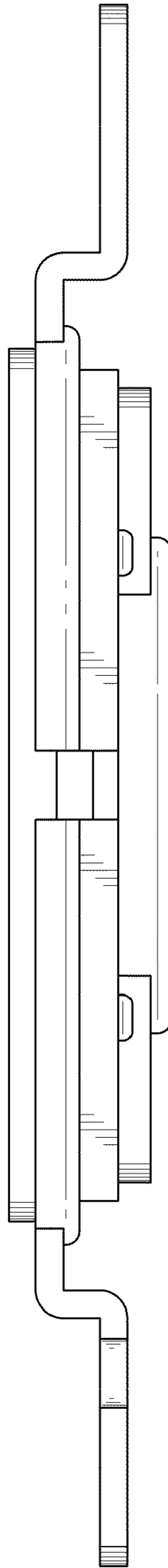


FIG. 5

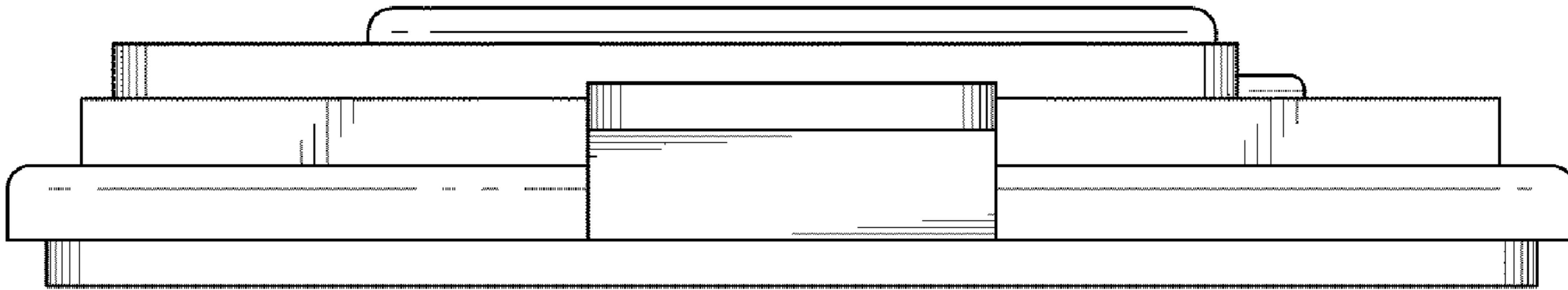


FIG. 6

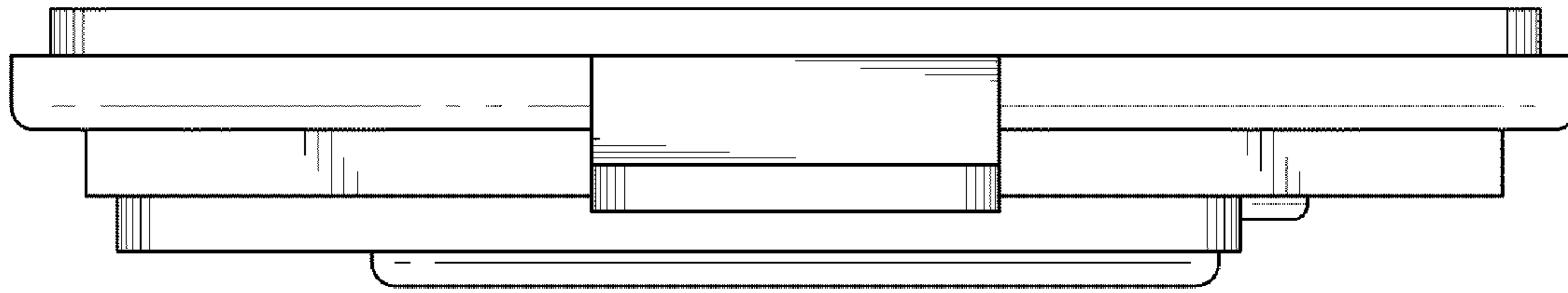


FIG. 7

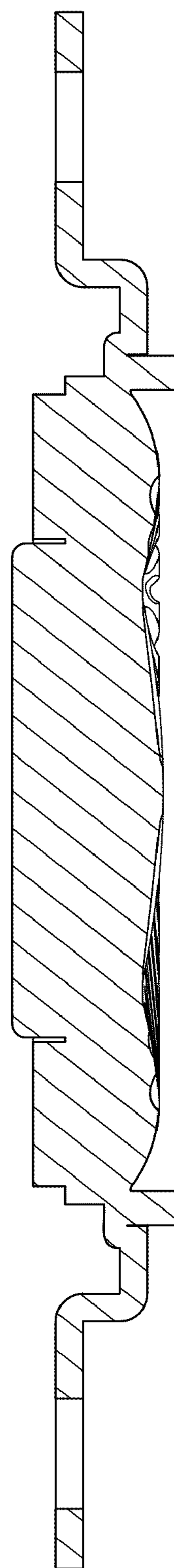


FIG. 8