



US00D650345S

(12) **United States Design Patent**  
**Kim**

(10) **Patent No.:** **US D650,345 S**

(45) **Date of Patent:** **\*\* Dec. 13, 2011**

(54) **SET TOP BOX**

(75) Inventor: **Tae-Hun Kim**, Kyunggi-do (KR)

(73) Assignee: **Samsung Electronics Co., Ltd.**, Suwon, Kyunggi-Do (KR)

(\*\*) Term: **14 Years**

(21) Appl. No.: **29/374,116**

(22) Filed: **Jul. 5, 2011**

(30) **Foreign Application Priority Data**

Apr. 27, 2011 (KR) ..... 30-2011-0017164

(51) **LOC (9) Cl.** ..... **14-03**

(52) **U.S. Cl.** ..... **D14/125**

(58) **Field of Classification Search** ..... D14/125,  
D14/357-358, 496, 188, 242, 432; D13/184;  
348/10, 460, 706, 731; 340/825.03; 455/6.1,  
455/6.2; 312/223.1, 7.2

See application file for complete search history.

(56) **References Cited**

**U.S. PATENT DOCUMENTS**

D368,905 S *	4/1996	Otani	.....	D14/125
D521,994 S *	5/2006	Sanefuji	.....	D14/356
D529,879 S	10/2006	Park et al.		
D531,590 S *	11/2006	Maeyama	.....	D14/125
D533,157 S	12/2006	Park		
D541,811 S	5/2007	Park		
D544,455 S	6/2007	Park et al.		
D545,774 S	7/2007	Woo et al.		
D551,183 S	9/2007	Park et al.		
D560,176 S	1/2008	Woo		
D560,177 S	1/2008	Chun et al.		
D560,689 S *	1/2008	Cho	.....	D14/496
D567,193 S	4/2008	Kang et al.		
D571,754 S	6/2008	Cho et al.		
D574,793 S *	8/2008	Kim et al.	.....	D14/125
D584,254 S	1/2009	Jeon et al.		
D584,701 S	1/2009	Kim et al.		

D585,395 S	1/2009	Cho et al.		
D587,223 S	2/2009	Chun		
D587,224 S	2/2009	Chun et al.		
D588,559 S *	3/2009	Kim et al.	.....	D14/125
D592,619 S	5/2009	Woo et al.		
D592,620 S	5/2009	Kim et al.		
D593,971 S	6/2009	Kim et al.		
D593,972 S	6/2009	Cho et al.		
D593,973 S	6/2009	Cho et al.		
D596,149 S	7/2009	Cho et al.		
D599,753 S	9/2009	Cho et al.		
D602,887 S	10/2009	Cho et al.		
D602,888 S	10/2009	Cho et al.		
D602,889 S	10/2009	Cho et al.		

(Continued)

**OTHER PUBLICATIONS**

U.S. Appl. No. 29/373,311, Applicant: Hong-Pyo Kim et al., filed Mar. 29, 2011 entitled Set Top Box.

(Continued)

*Primary Examiner* — Raphael Barkai  
*Assistant Examiner* — Randall Gholson

(74) *Attorney, Agent, or Firm* — Flynn, Thiel, Boutell & Tanis, P.C.

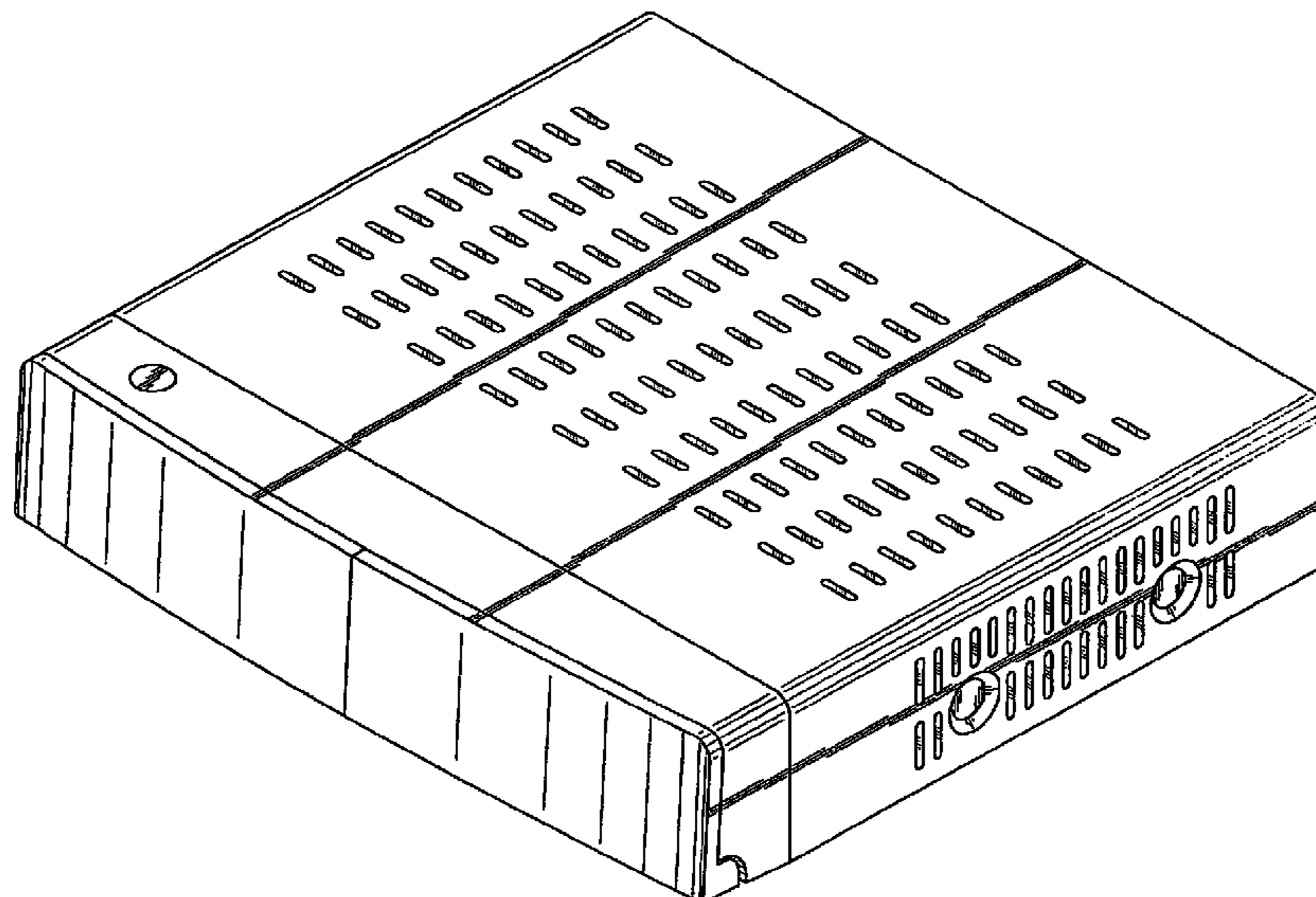
(57) **CLAIM**

The ornamental design for a set top box, as shown and described.

**DESCRIPTION**

FIG. 1 is a top front perspective view of a set top box showing my new design;  
FIG. 2 is a front elevational view thereof;  
FIG. 3 is a rear elevational view thereof;  
FIG. 4 is a left side elevational view thereof;  
FIG. 5 is a right side elevational view thereof;  
FIG. 6 is a top plan view thereof; and,  
FIG. 7 is a bottom plan view thereof.

**1 Claim, 4 Drawing Sheets**



# US D650,345 S

Page 2

---

## U.S. PATENT DOCUMENTS

D602,890 S 10/2009 Cho et al.  
D608,310 S \* 1/2010 Cho et al. .... D14/125  
D608,744 S \* 1/2010 Kim et al. .... D14/125  
D608,745 S \* 1/2010 Cho et al. .... D14/125  
D609,656 S \* 2/2010 Cho et al. .... D14/125  
D610,102 S 2/2010 Cho et al.  
D614,594 S \* 4/2010 Suzuki ..... D14/125  
D635,530 S 4/2011 Sung et al.  
D635,531 S 4/2011 Cho et al.  
D635,532 S 4/2011 Sung et al.

D635,533 S 4/2011 Cho et al.  
D635,534 S \* 4/2011 Cho et al. .... D14/125  
D635,535 S 4/2011 Cho et al.  
D635,940 S 4/2011 Cho et al.  
D639,254 S 6/2011 Giovannoni et al.

## OTHER PUBLICATIONS

U.S. Appl. No. 29/374,120, Applicant: Tae-Hun Kim et al., filed Jul. 5, 2011 entitled Set Top Box.

\* cited by examiner

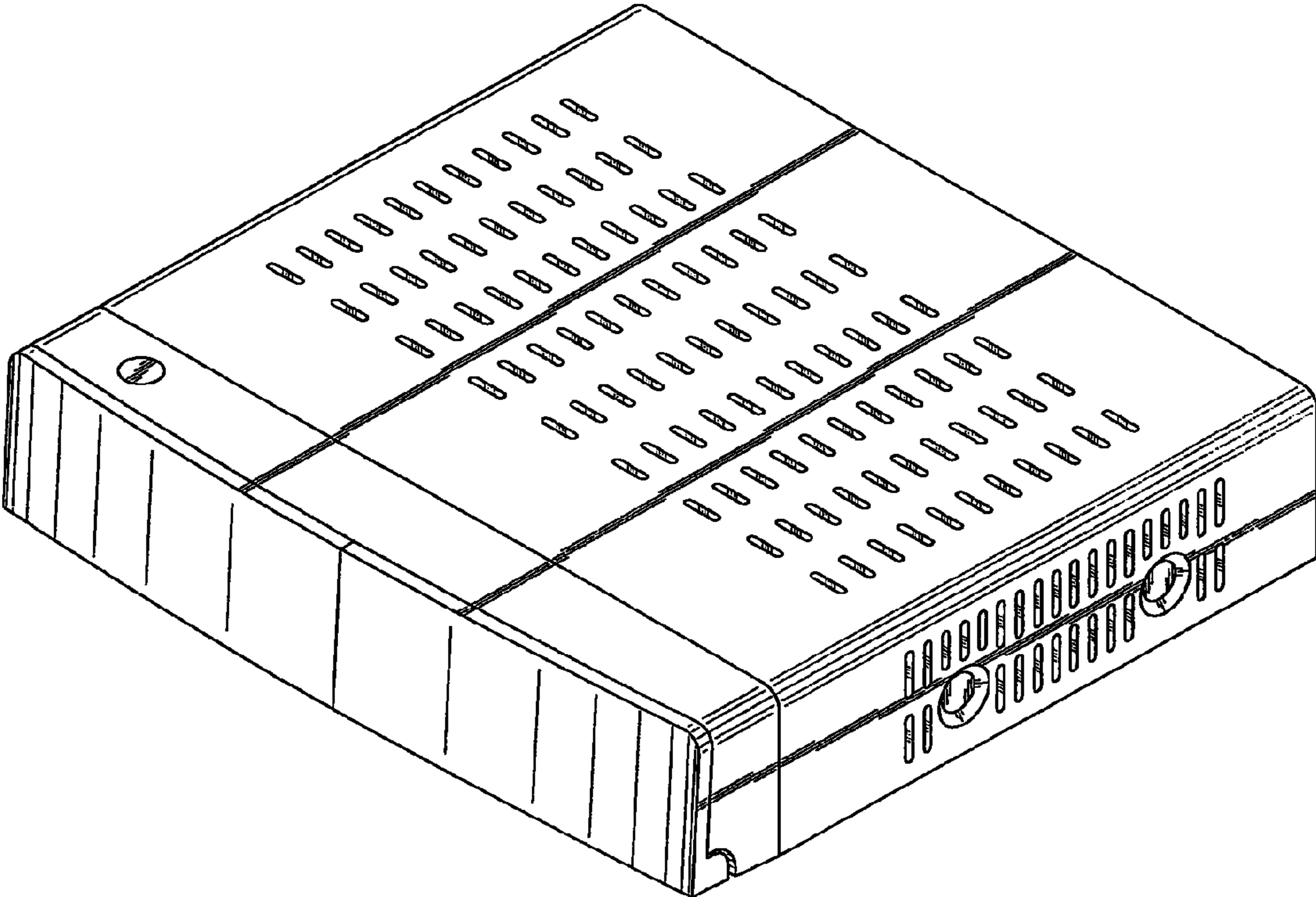


FIG.1

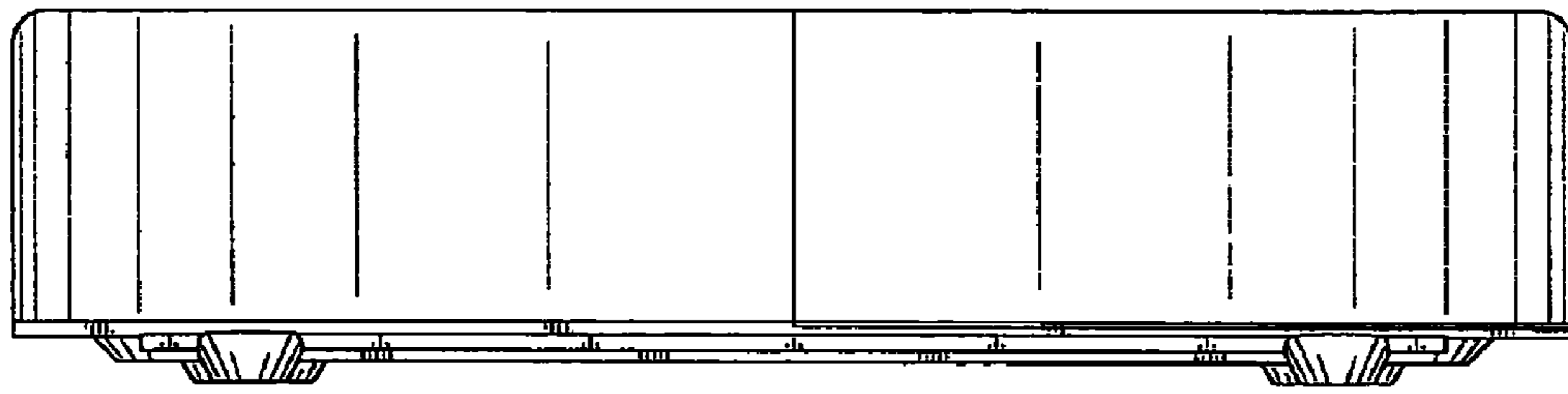


FIG. 2

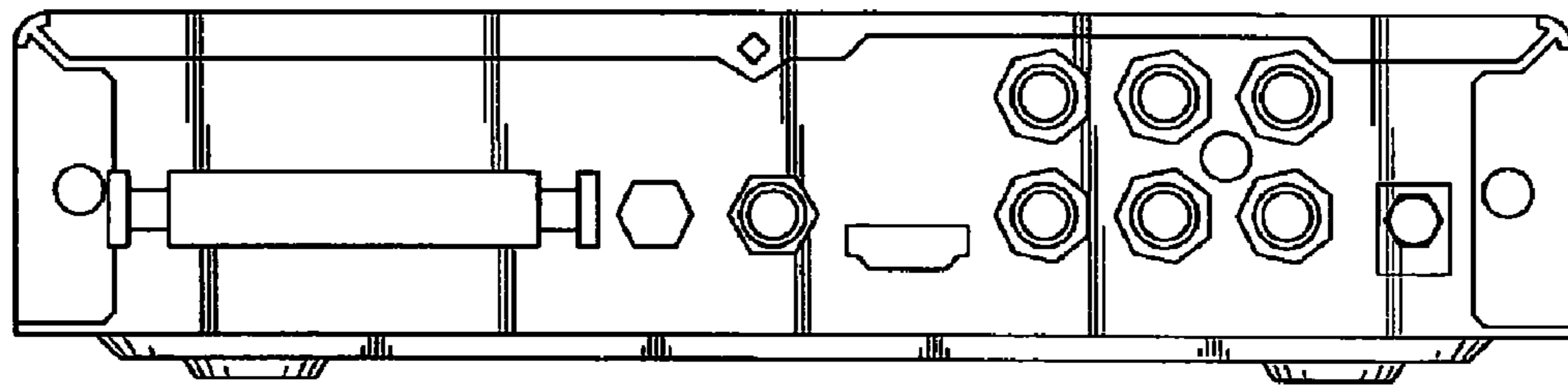


FIG. 3

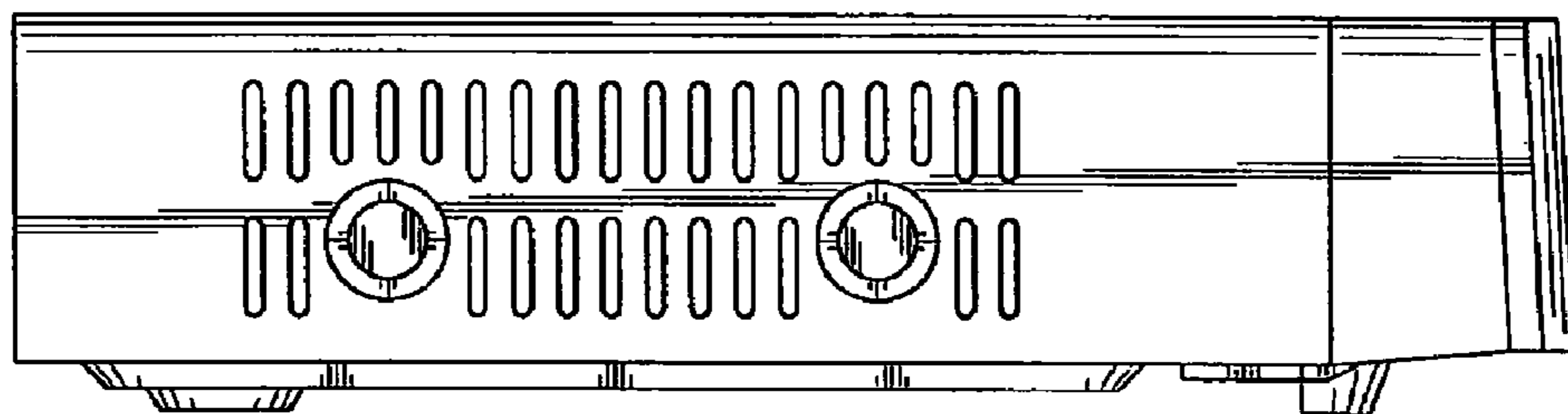


FIG. 4

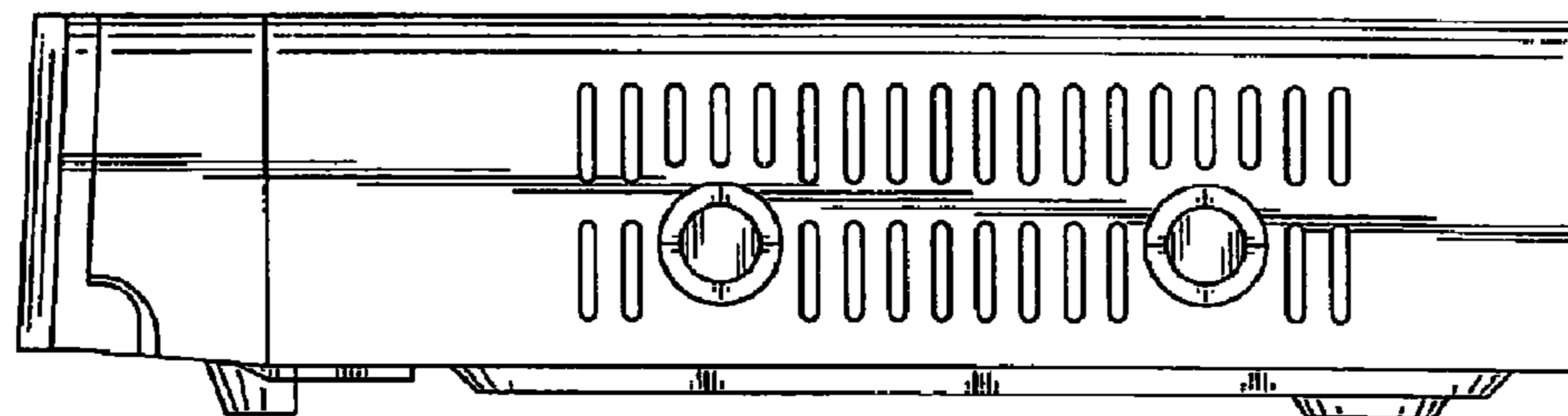


FIG. 5

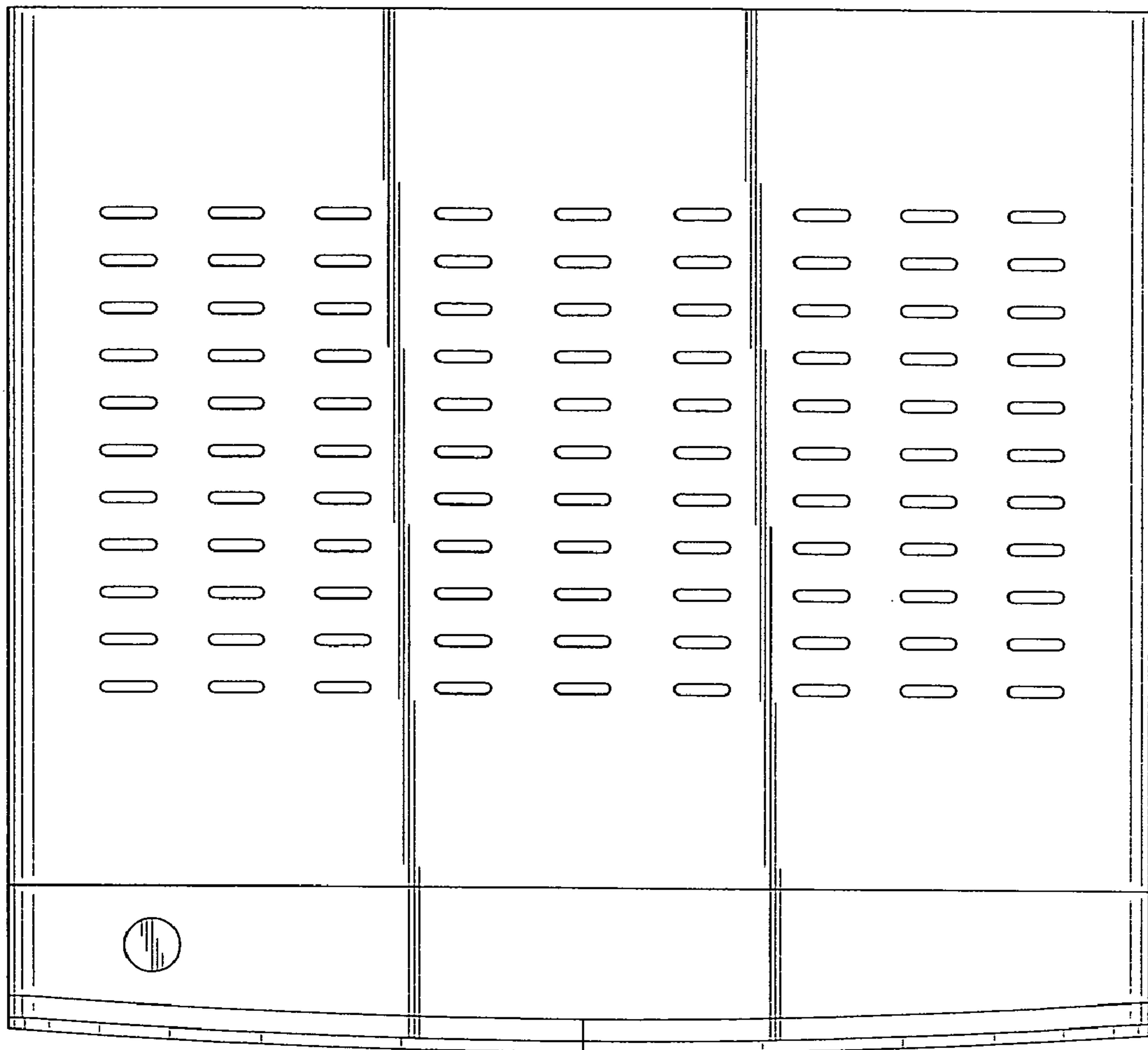


FIG.6



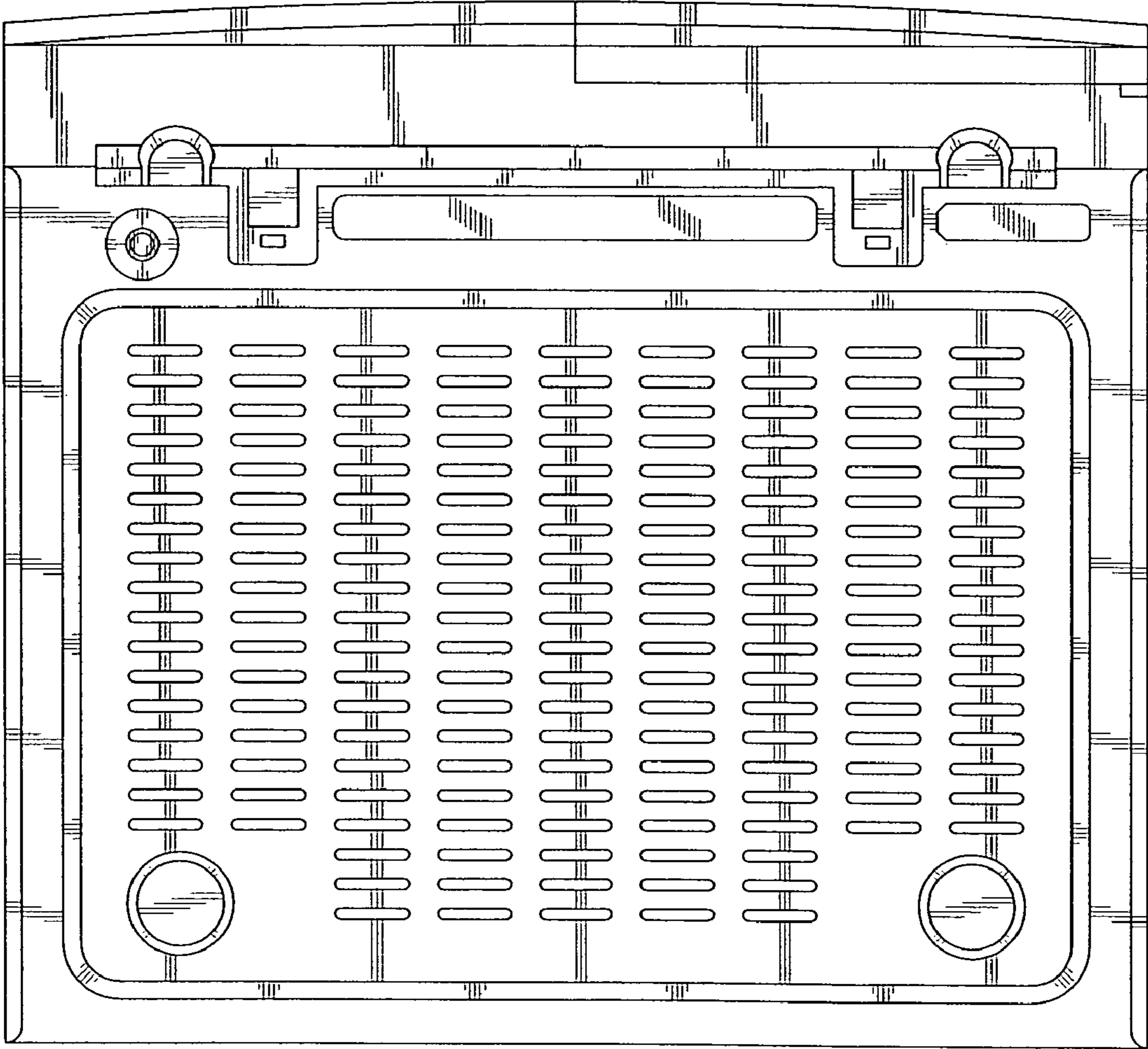


FIG.7