



US00D650333S

(12) **United States Design Patent**  
Su

(10) **Patent No.:** US D650,333 S  
(45) **Date of Patent:** \*\* Dec. 13, 2011

(54) **SILICON STEEL SHEET FOR MOTOR STATOR**

(75) Inventor: **Wei-Chung Su**, Taichung (TW)

(73) Assignee: **Yen Shen Electric Ind. Co., Ltd.**, Taichung (TW)

(\*\*) Term: **14 Years**

(21) Appl. No.: **29/393,434**

(22) Filed: **Jun. 3, 2011**

(51) **LOC (9) Cl.** ..... **13-01**

(52) **U.S. Cl.** ..... **D13/122**

(58) **Field of Classification Search** ..... D13/122,  
D13/114, 118, 199; D15/5; 29/596, 598,  
29/605, 606, 607; 310/58, 59, 65, 67 R,  
310/179, 180, 215, 216.001, 216.004, 216.009,  
310/216.012, 216.021, 216.048, 216.054,  
310/216.066, 218, 259, 267, 261.1, 268,  
310/269; 336/130, 198, 200, 208; 360/99.08  
See application file for complete search history.

(56) **References Cited**

U.S. PATENT DOCUMENTS

D287,716 S \* 1/1987 Iverson ..... D13/122  
5,583,387 A \* 12/1996 Takeuchi et al. .... 310/216.009

6,300,702 B1 \* 10/2001 Jack et al. .... 310/216.066  
D522,455 S \* 6/2006 Nishimura ..... D13/122  
D576,942 S \* 9/2008 Yoshikawa et al. .... D13/122  
D587,197 S \* 2/2009 Yoshikawa et al. .... D13/122  
D596,566 S \* 7/2009 Li et al. .... D13/122  
D599,824 S \* 9/2009 Chang ..... D15/5  
7,608,968 B2 \* 10/2009 Toyoda et al. .... 336/130  
7,626,305 B2 \* 12/2009 Tamaoka ..... 310/216.054

\* cited by examiner

*Primary Examiner* — Derrick Holland

(74) *Attorney, Agent, or Firm* — Muncy, Geissler, Olds & Lowe, PLLC

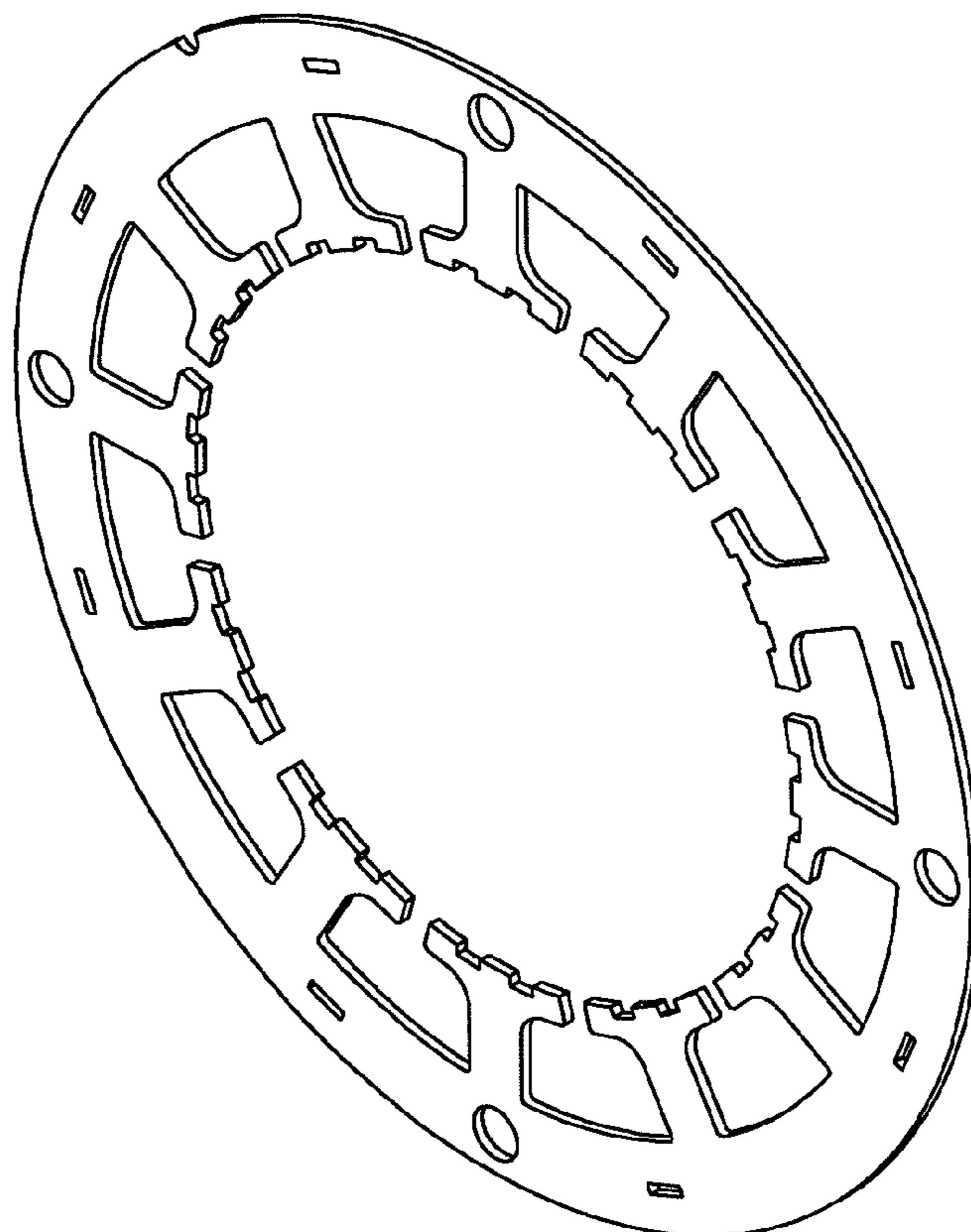
(57) **CLAIM**

The ornamental design for a silicon steel sheet for motor stator, as shown and described.

**DESCRIPTION**

FIG. 1 is a perspective view of a silicon steel sheet for motor stator showing my new design;  
FIG. 2 is a front view thereof;  
FIG. 3 is a rear view thereof;  
FIG. 4 is a top plan view thereof;  
FIG. 5 is a bottom plan view thereof;  
FIG. 6 is a left side view thereof; and,  
FIG. 7 is a right side view thereof.

**1 Claim, 4 Drawing Sheets**



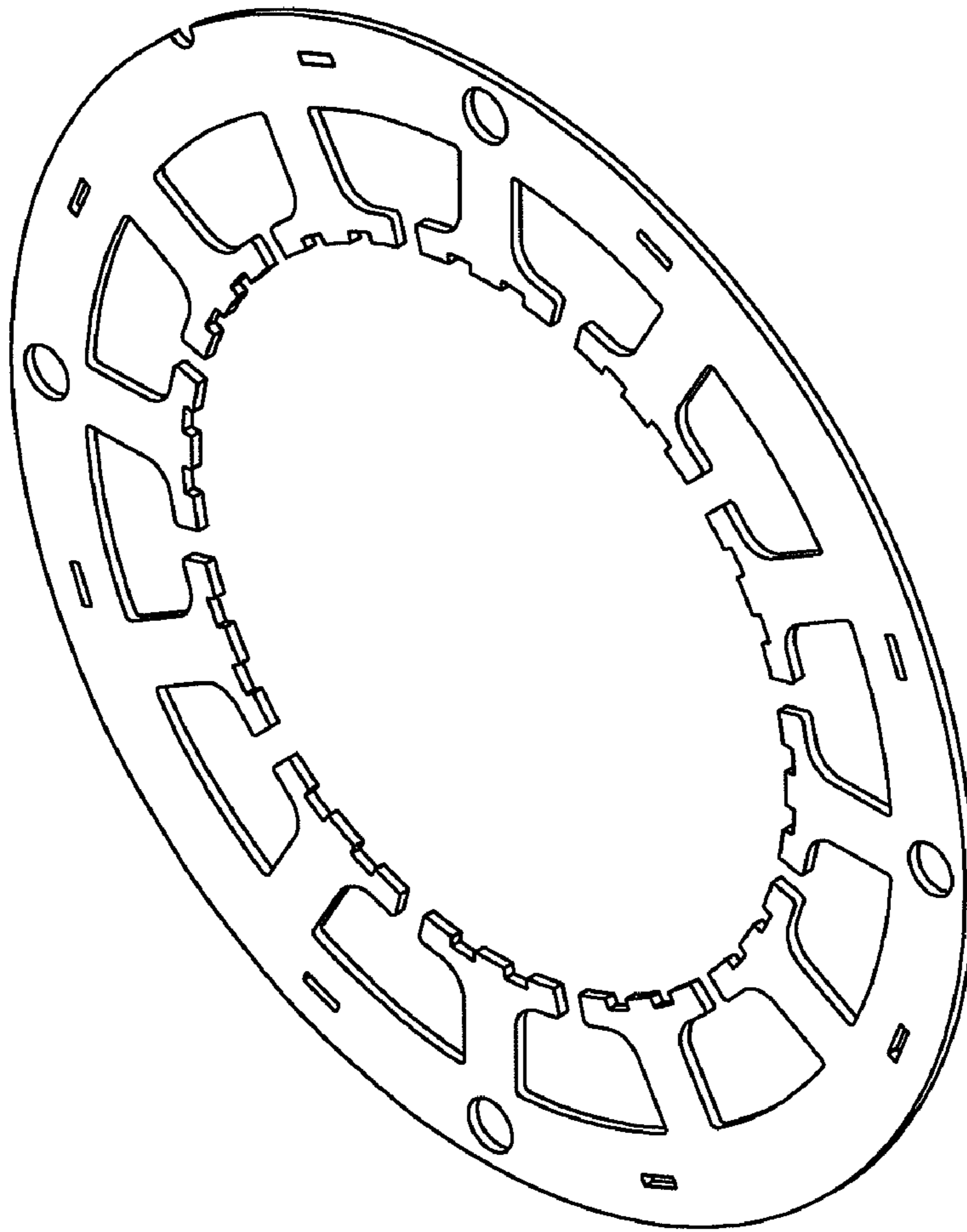


FIG. 1

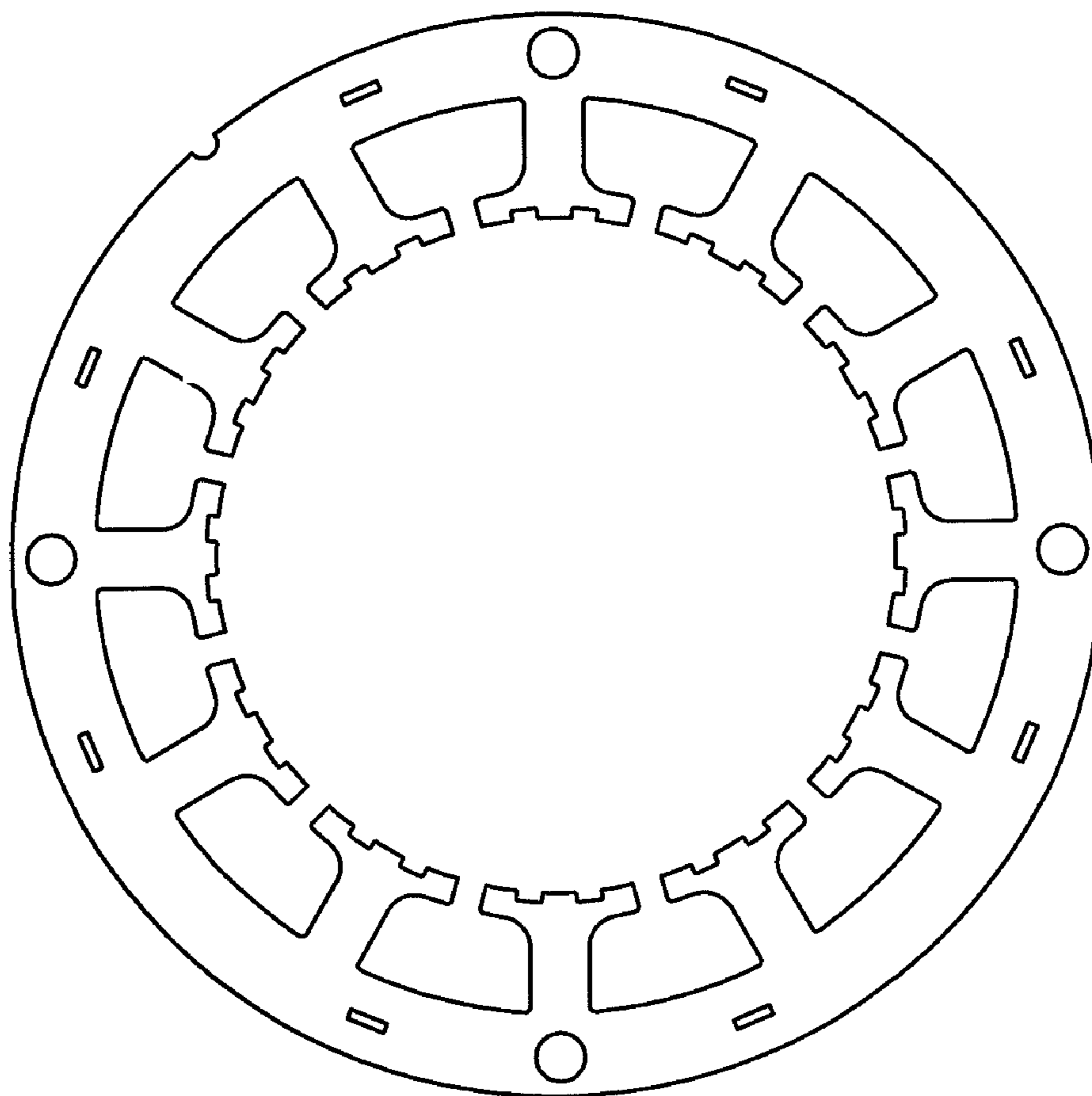


FIG. 2

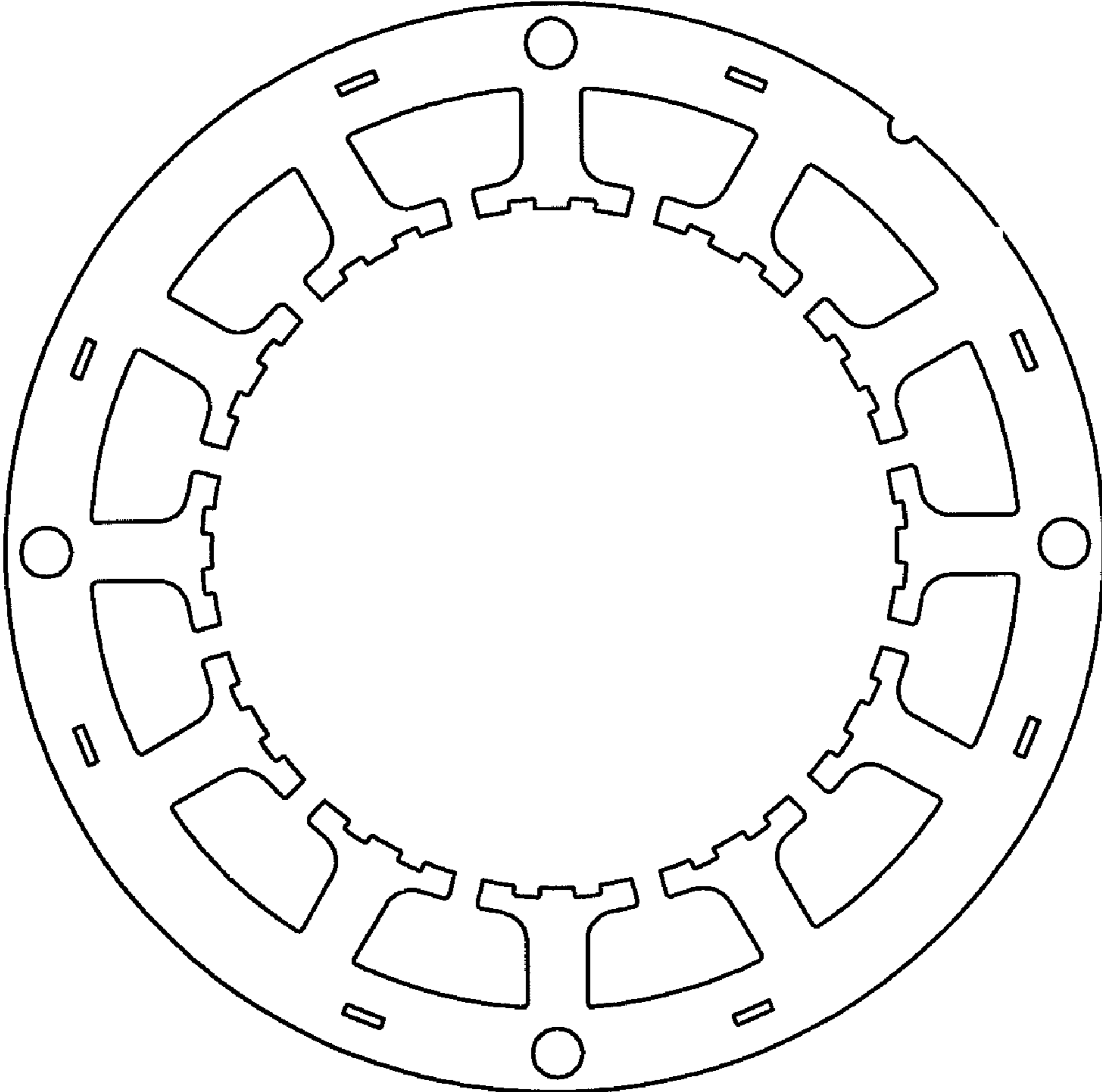


FIG. 3



FIG. 4



FIG. 5



FIG. 6



FIG. 7