



US00D650324S

(12) **United States Design Patent**
Rosenzweig et al.

(10) **Patent No.:** **US D650,324 S**

(45) **Date of Patent:** **** Dec. 13, 2011**

(54) **ELECTRICITY GENERATOR**

(56) **References Cited**

(75) Inventors: **Alain Rosenzweig**, Saint Maur des Fosses (FR); **Kurt Rath**, Herblay (FR)

(73) Assignee: **Societe BIC**, Clichy Cedex (FR)

(**) Term: **14 Years**

(21) Appl. No.: **29/368,804**

(22) Filed: **Aug. 30, 2010**

(30) **Foreign Application Priority Data**

Mar. 4, 2010 (EM) 001677915-0001

(51) **LOC (9) Cl.** **13-02**

(52) **U.S. Cl.** **D13/101**

(58) **Field of Classification Search** D13/112,
D13/114, 118, 122, 184, 199, 101, 113; D23/202;
D27/143; 60/286; 174/50, 52.1; 310/10,
310/11, 13, 40 R, 71, 89, 235, 236, 239; 361/679,
361/724, 796; 422/177; 429/13, 14, 17,
429/19, 21, 23

See application file for complete search history.

U.S. PATENT DOCUMENTS

2,909,119	A	*	10/1959	Crist	102/412
D220,880	S	*	6/1971	Dochterman	D13/114
D261,639	S	*	11/1981	Robinson	D13/114
D272,660	S	*	2/1984	Torreblanca Cervantes	D27/143
D332,936	S	*	2/1993	Lawrence	D13/112
D507,546	S	*	7/2005	Fairfull	D13/184
D578,064	S	*	10/2008	Nimberger	D13/114

* cited by examiner

Primary Examiner — Derrick Holland

(74) *Attorney, Agent, or Firm* — The H.T. Than Law Group

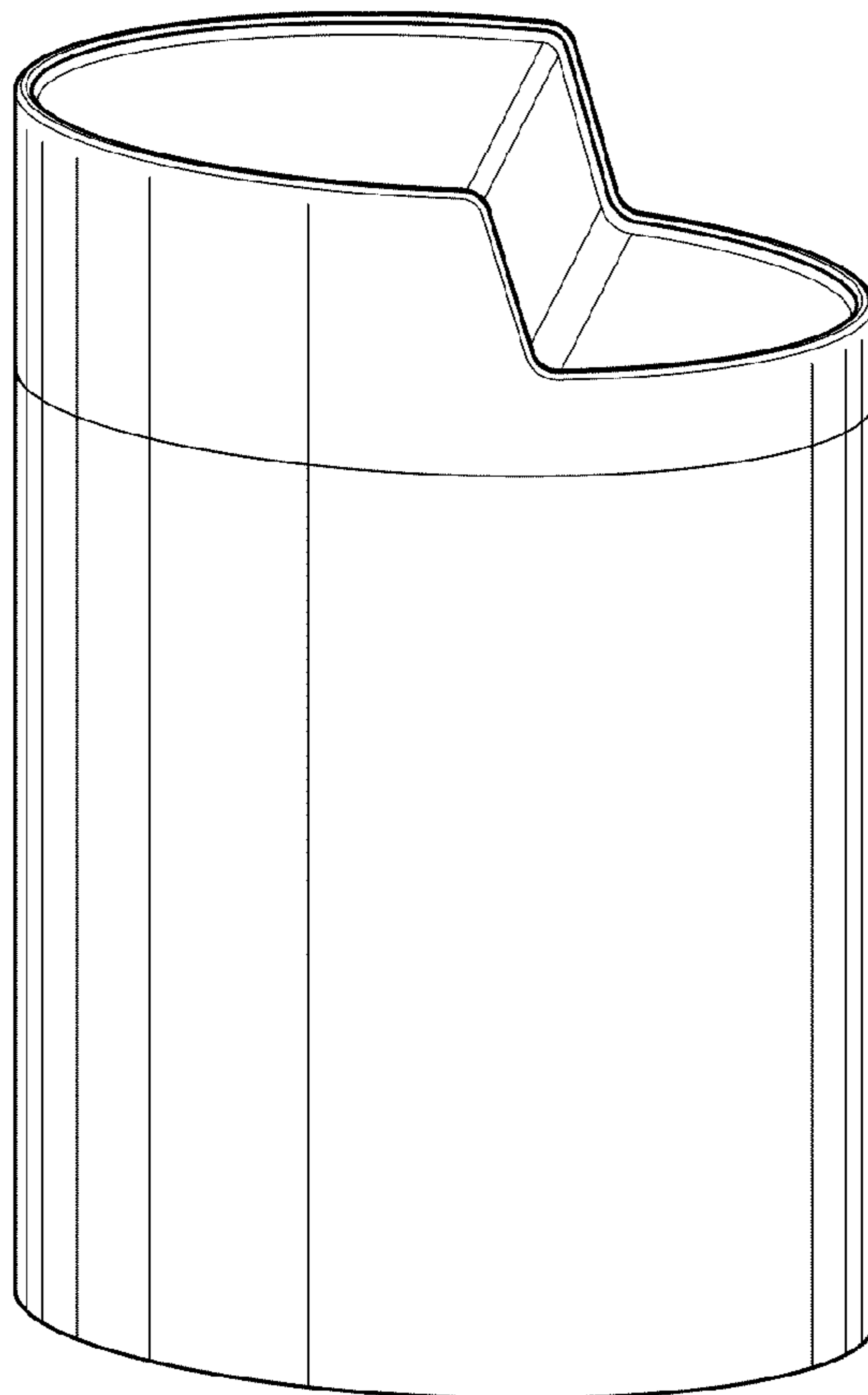
(57) **CLAIM**

The ornamental design for an electricity generator, as shown and described.

DESCRIPTION

FIG. 1 is a front perspective view of an electricity generator according to the present invention;
FIG. 2 is a back elevational view thereof;
FIG. 3 is a front elevational view thereof;
FIG. 4 is a right side elevational view thereof;
FIG. 5 is a left side elevational view thereof;
FIG. 6 is a top plan view of FIG. 1; and,
FIG. 7 is a bottom plan view of FIG. 1.
The broken lines shown represent unclaimed subject matter and form no part of the claimed design.

1 Claim, 7 Drawing Sheets



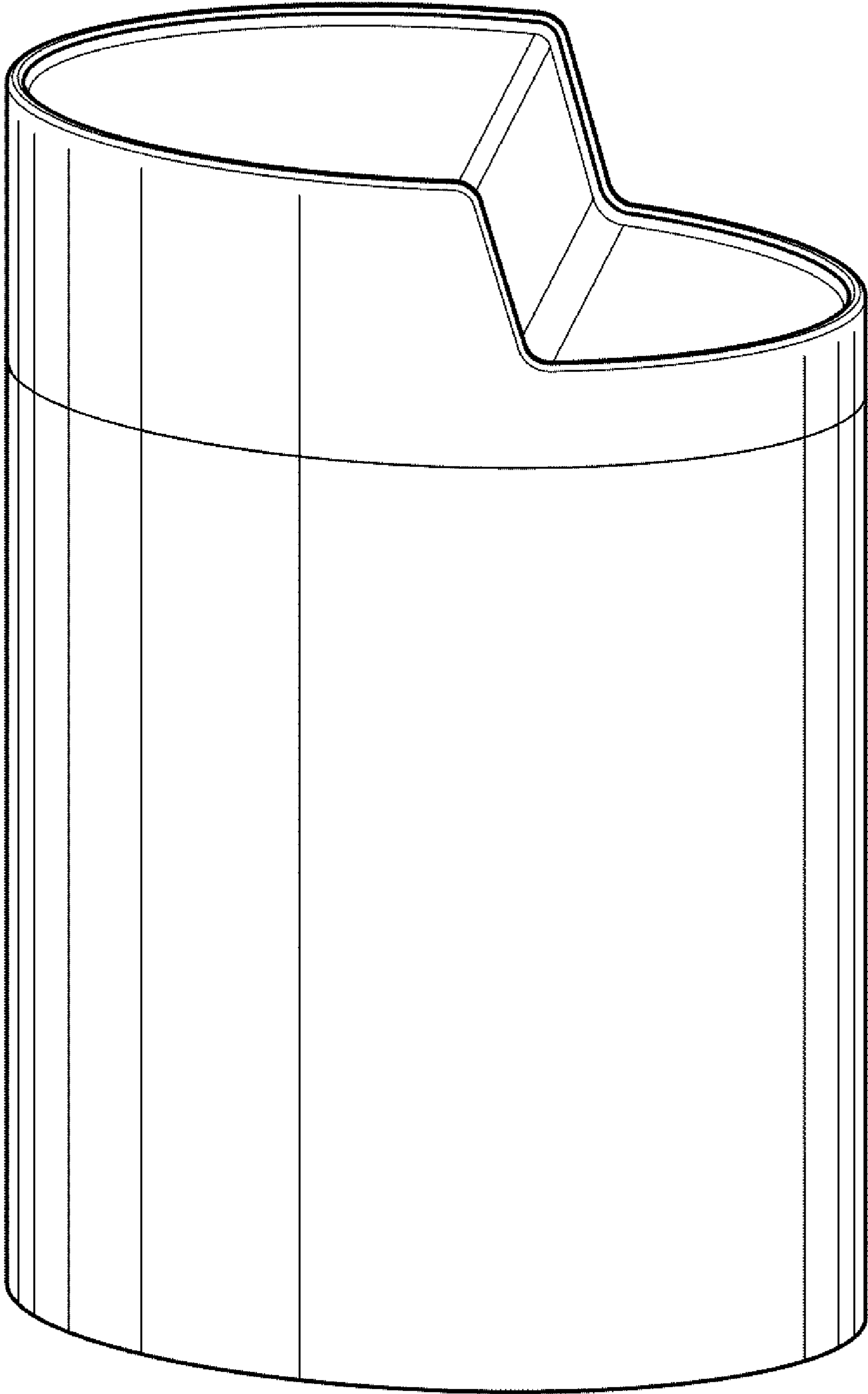


FIG. 1




FIG. 2




FIG. 3




FIG. 4




FIG. 5

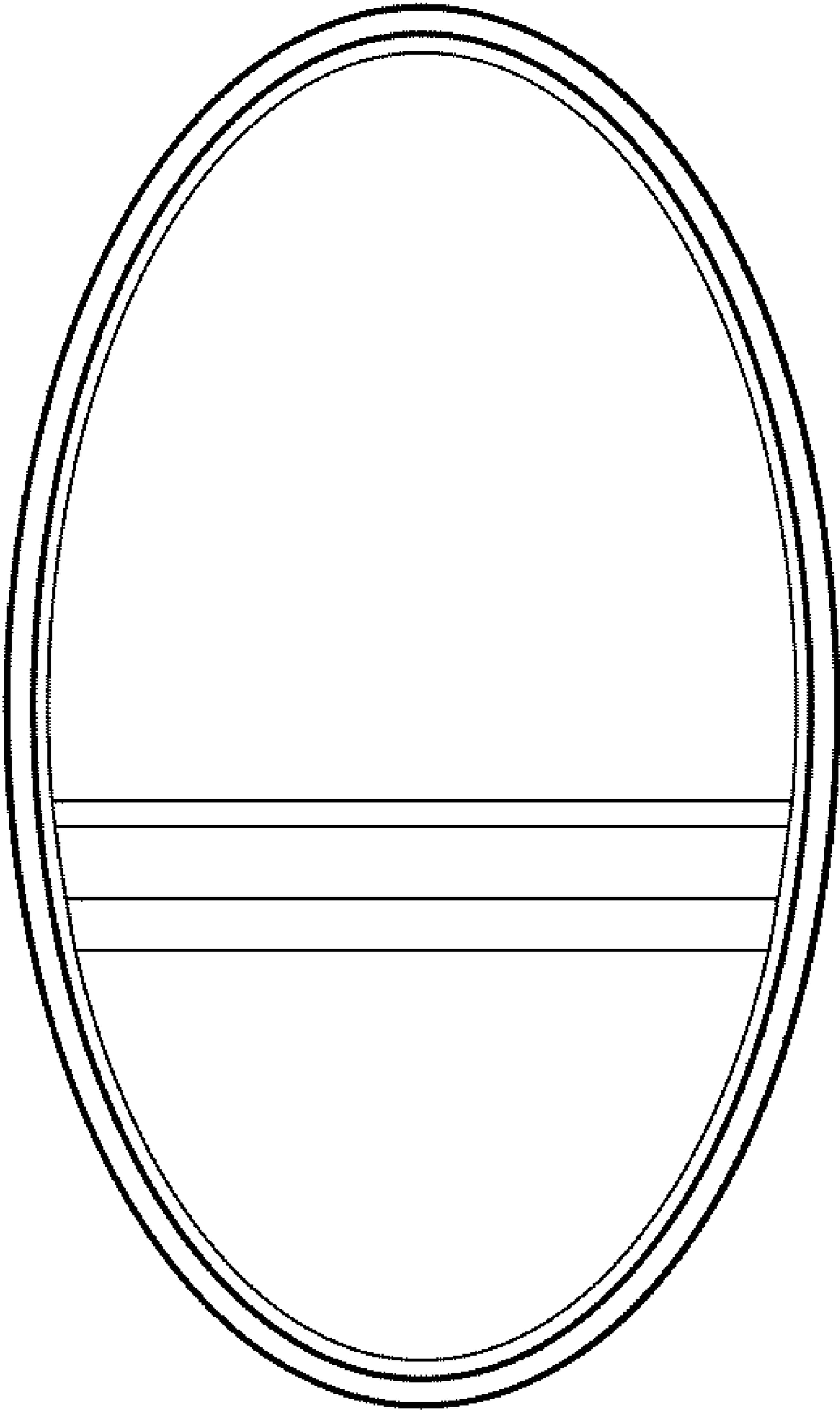


FIG. 6

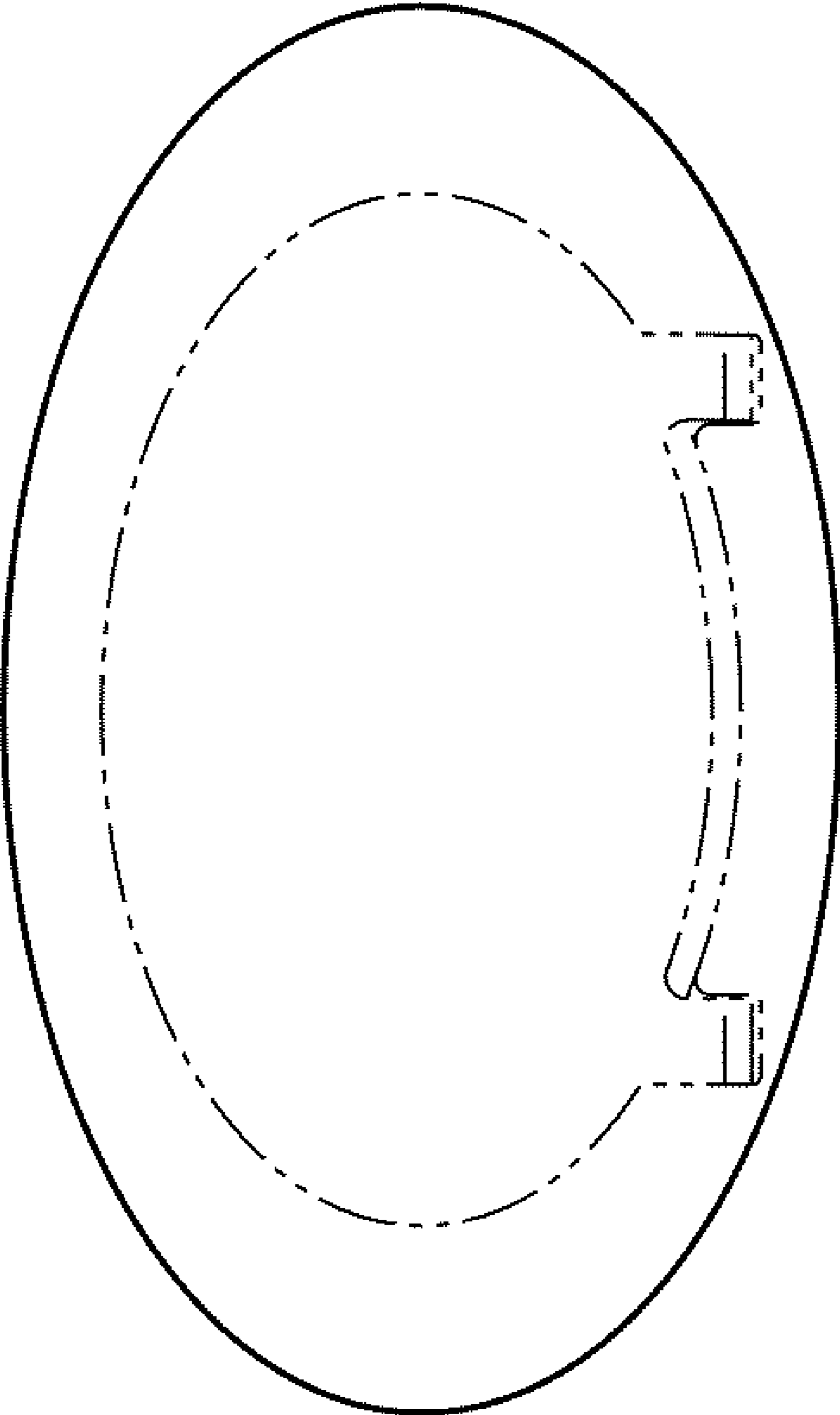


FIG. 7