



US00D650313S

(12) **United States Design Patent**  
**Fetherston et al.**

(10) **Patent No.:** **US D650,313 S**

(45) **Date of Patent:** **\*\* Dec. 13, 2011**

(54) **REAR PORTION OF A VEHICLE, TOY,  
AND/OR REPLICAS THEREOF**

*Primary Examiner* — Melody N Brown  
(74) *Attorney, Agent, or Firm* — Crowell & Moring LLP

(75) Inventors: **Mark Fetherston**, Stuttgart (DE); **Klaus Frenzel**, Winnenden (DE); **Hans-Dieter Futschik**, Gechingen (DE); **Gorden Wagener**, Stuttgart (DE)

(57) **CLAIM**

The ornamental design for a rear portion of a vehicle, toy, and/or replicas thereof, as shown and described.

(73) Assignee: **Daimler AG**, Stuttgart (DE)

**DESCRIPTION**

(\*\*) Term: **14 Years**

(21) Appl. No.: **29/371,269**

(22) Filed: **Dec. 16, 2010**

(30) **Foreign Application Priority Data**

Jun. 17, 2010 (EM) ..... 001220404-0004

(51) **LOC (9) Cl.** ..... **12-16**

(52) **U.S. Cl.** ..... **D12/164**

(58) **Field of Classification Search** ..... D12/86,  
D12/90-92, 88, 164; D21/424, 433, 434;  
296/181.1, 181.5

See application file for complete search history.

(56) **References Cited**

**U.S. PATENT DOCUMENTS**

D511,716 S	11/2005	Pfeiffer	
D602,410 S	* 10/2009	Bauer et al.	D12/164
D617,682 S	* 6/2010	Frei et al.	D12/91
D643,339 S	* 8/2011	Burki et al.	D12/91

\* cited by examiner

This application contains subject matter related to the following co-pending U.S. design patent applications:

Application Ser. No. 29/371,267, filed herewith and entitled "Vehicle, Toy, and/or Replicas Thereof";

Application Ser. No. 29/371,270, filed herewith and entitled "Side Portion of a Vehicle, Toy, and/or Replicas Thereof";

Application Ser. No. 29/371,274, filed herewith and entitled "Taillight for a Vehicle;"

Application Ser. No. 29/371,275, filed herewith and entitled "Taillight for a Vehicle;" and

Application Ser. No. 29/371,276, filed herewith and entitled "Taillight for a Vehicle."

FIG. 1 is a left, front perspective view of a rear portion of a vehicle, toy, and/or replicas thereof according to our design, the right, front perspective view being mirror symmetrical;

FIG. 2 is a front view thereof;


FIG. 3 is a left side view thereof;

FIG. 4 is a right side view thereof; and,

FIG. 5 is a top view thereof.

The broken lines are for illustrative purposes only and form no part of the claimed design.

**1 Claim, 4 Drawing Sheets**



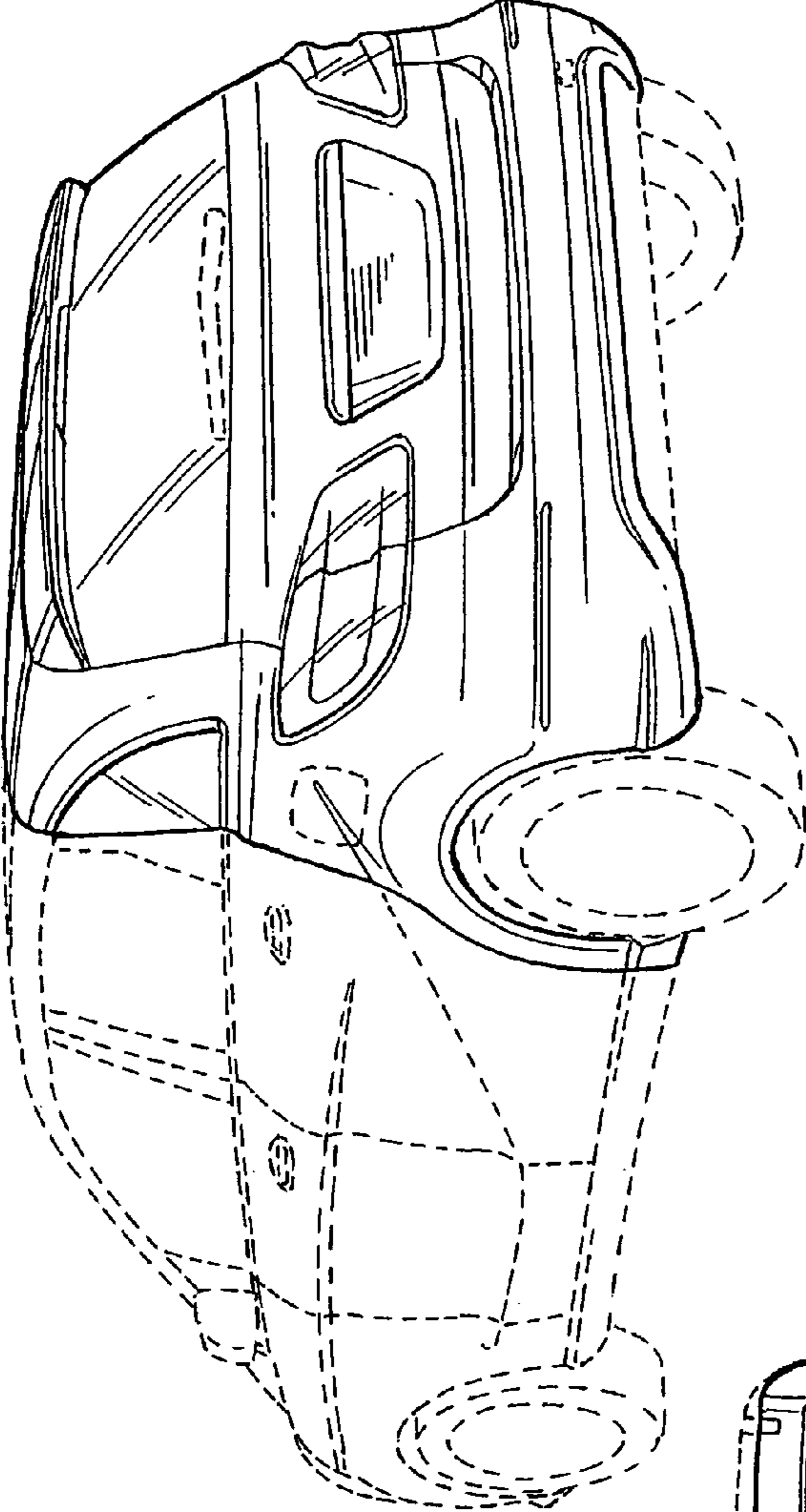


FIG. 1

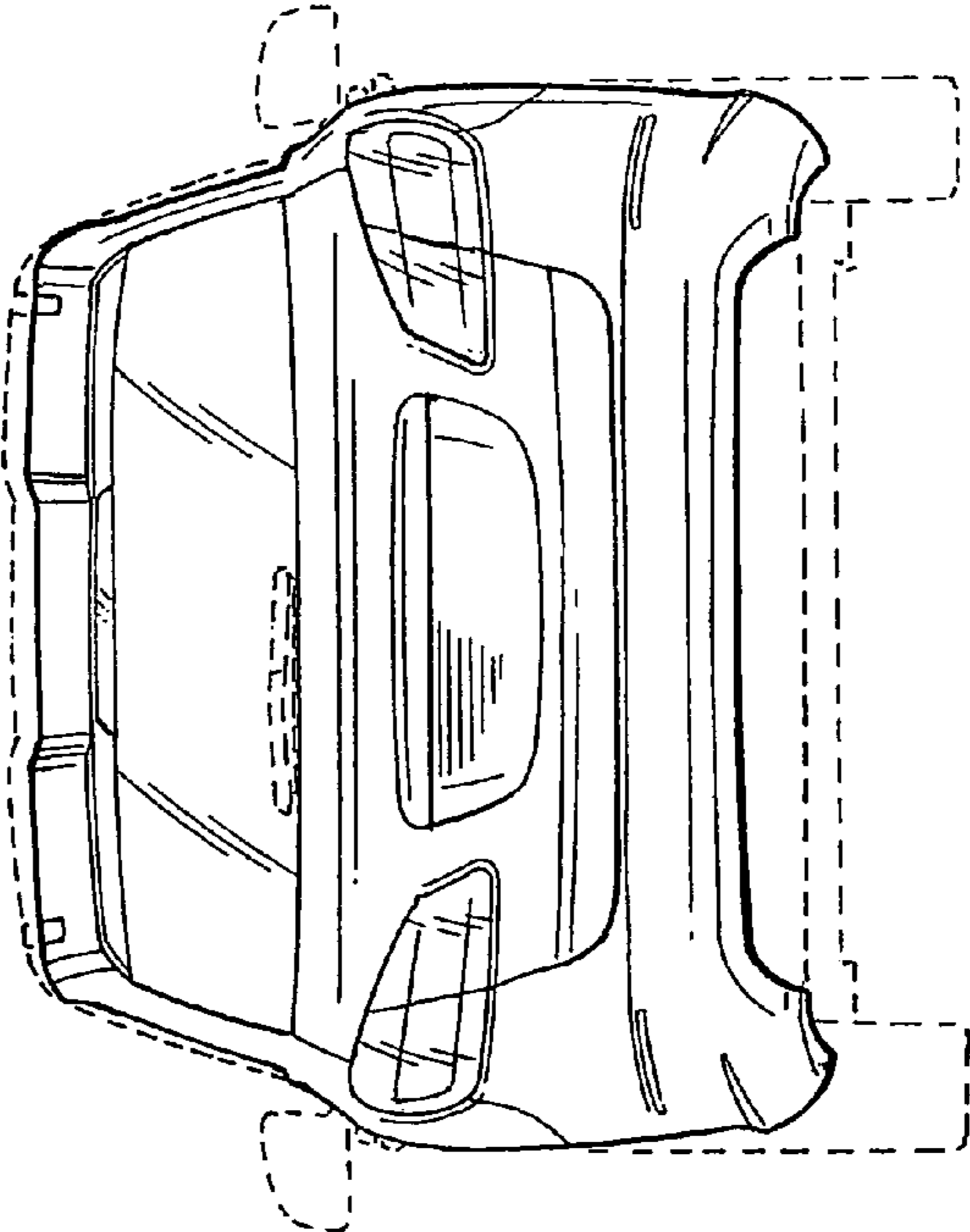


FIG. 2

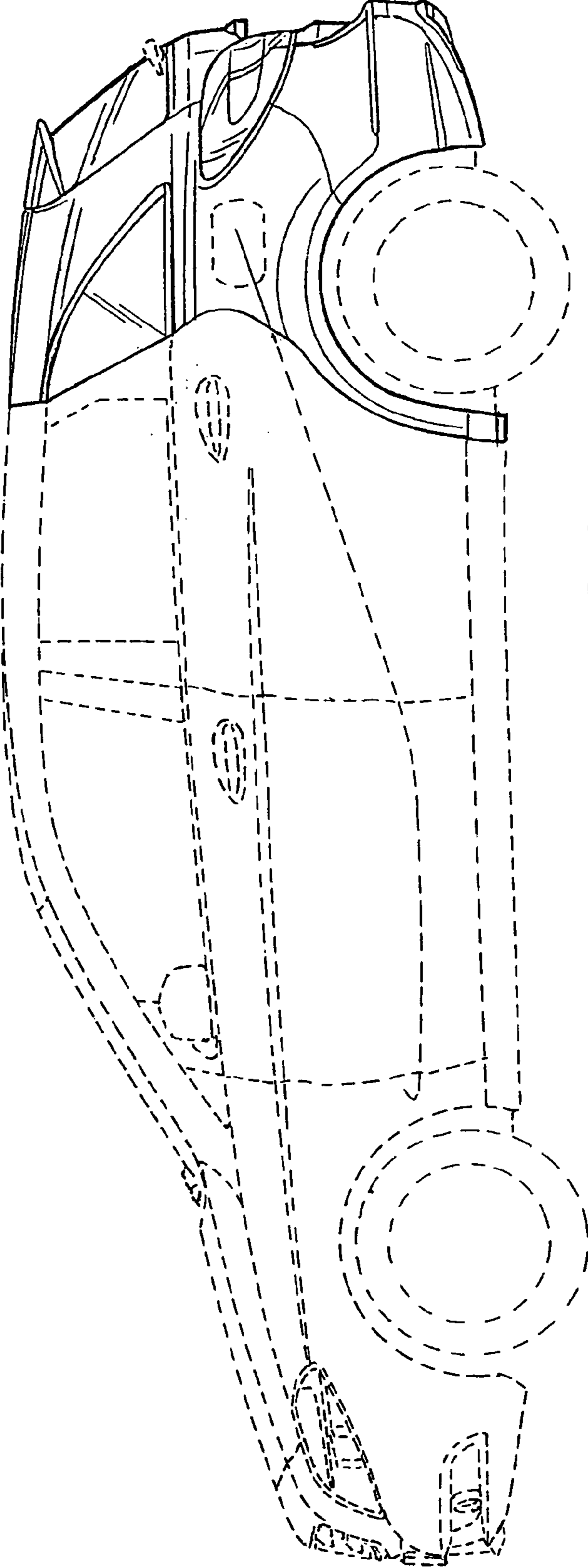


FIG. 3

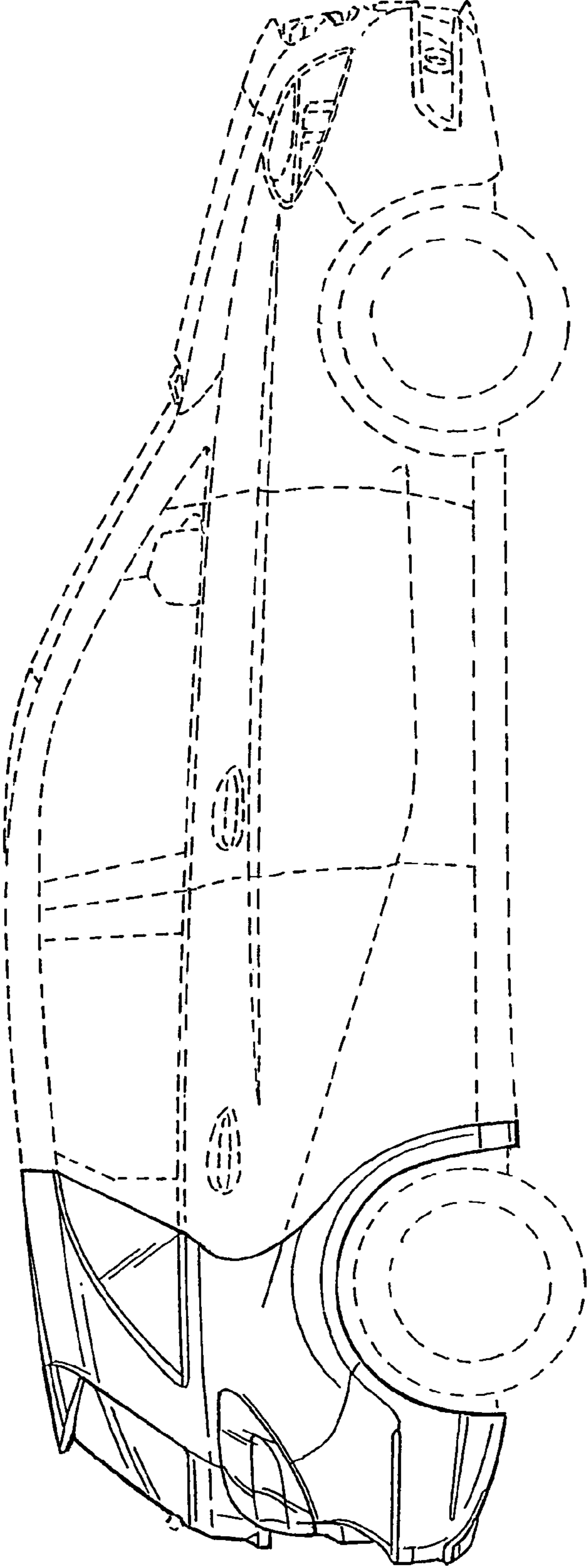


FIG. 4

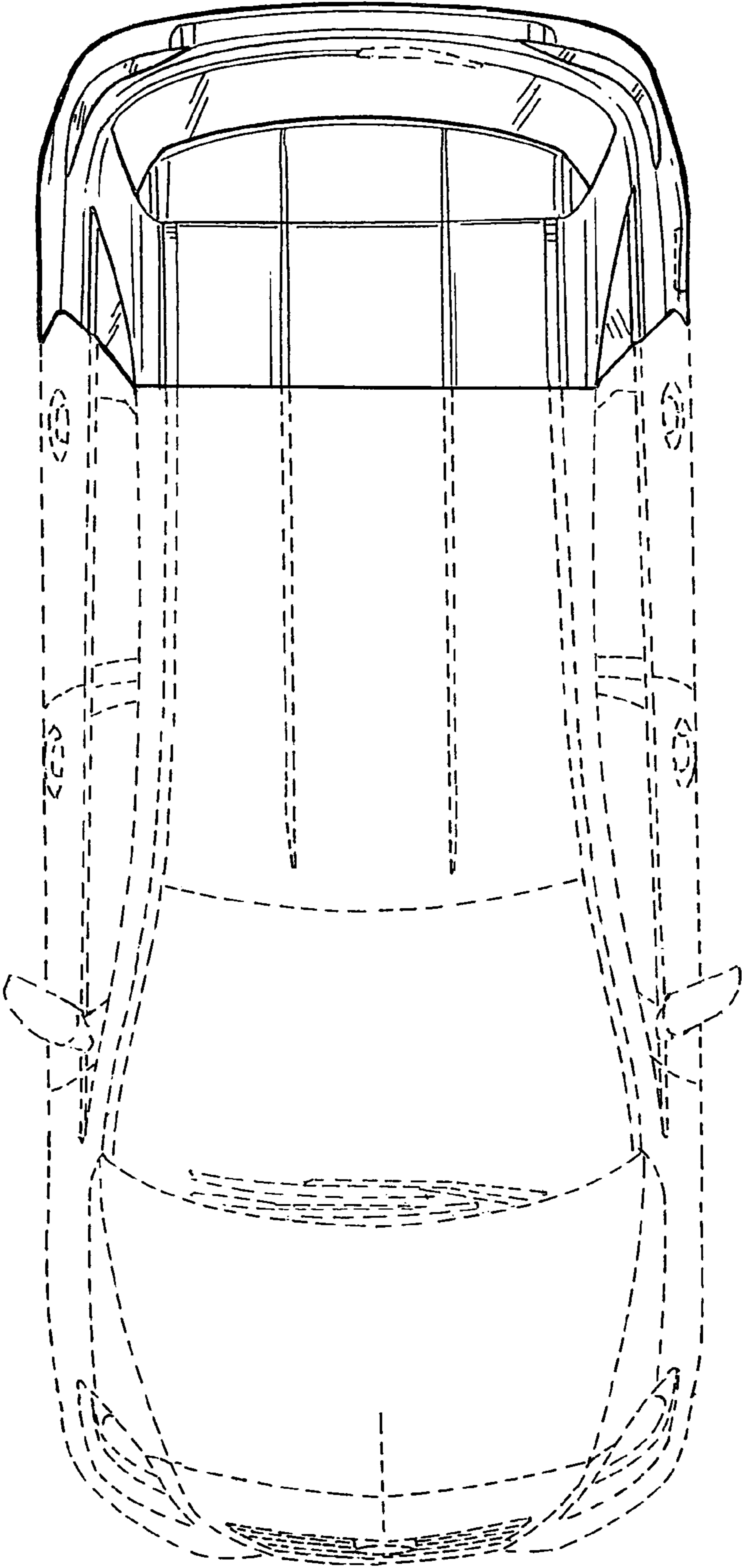


FIG. 5