



US00D650304S

(12) **United States Design Patent**
Tanory, Jr.

(10) **Patent No.:** **US D650,304 S**

(45) **Date of Patent:** **** Dec. 13, 2011**

(54) **CHANGEABLE MULTIPLE POSITION JEWELRY**

(76) **Inventor:** **Joseph Richard Tanory, Jr.,**
Birmingham, AL (US)

(**) **Term:** **14 Years**

(21) **Appl. No.:** **29/369,751**

(22) **Filed:** **Sep. 13, 2010**

(51) **LOC (9) Cl.** **11-01**

(52) **U.S. Cl.** **D11/79; D11/40; D11/43**

(58) **Field of Classification Search** D11/1,
D11/2, 40-46, 67, 69, 70, 75, 76, 79-85;
63/12, 13, 14.1-14.8

See application file for complete search history.

(56) **References Cited**

U.S. PATENT DOCUMENTS

211,558 A	1/1879	Edwards	
292,963 A	2/1884	Thie	
368,984 A	8/1887	Vollmer	
922,212 A	5/1909	Tropin	
944,744 A	12/1909	Pine	
D45,394 S *	3/1914	Mix	D11/79
1,245,201 A	11/1917	Depollier	
D64,845 S	6/1924	Feingold et al.	
1,536,365 A	5/1925	Wiseman	
1,553,198 A	9/1925	Stern	
1,565,651 A	12/1925	Klass et al.	
1,586,606 A	6/1926	Cain	
1,712,783 A	5/1929	Alpern	
1,920,875 A	8/1933	Miskend	
2,177,314 A	10/1939	Von Dachenhausen	
D137,409 S	3/1944	Granat	
2,350,714 A *	6/1944	Bazner	63/33
2,357,697 A	9/1944	Slater	
D143,297 S	12/1945	Gantwarg	
2,585,183 A	2/1952	Stern	
2,598,281 A	5/1952	Meeker	
D188,805 S	9/1960	Hoffmann et al.	
3,307,375 A	3/1967	Estrin et al.	

3,653,227 A	4/1972	Ricci	
4,197,665 A	4/1980	Siiter	
D257,023 S *	9/1980	Barr	D11/43
D257,024 S *	9/1980	Barr	D11/43
D257,026 S *	9/1980	Barr	D11/75
4,726,200 A	2/1988	Carter	
4,854,133 A	8/1989	Irwin	
D308,180 S *	5/1990	Bulgari	D11/76

(Continued)

FOREIGN PATENT DOCUMENTS

FR 455177 7/1913

(Continued)

OTHER PUBLICATIONS

Specification and Figs. of U.S. Appl. No. 29/347,202 to Tanory, Jr.,
filed Oct. 23, 2009.

(Continued)

Primary Examiner — Cathron Brooks

Assistant Examiner — Melanie Levy

(74) *Attorney, Agent, or Firm* — Shlesinger, Arkwright &
Garvey LLP

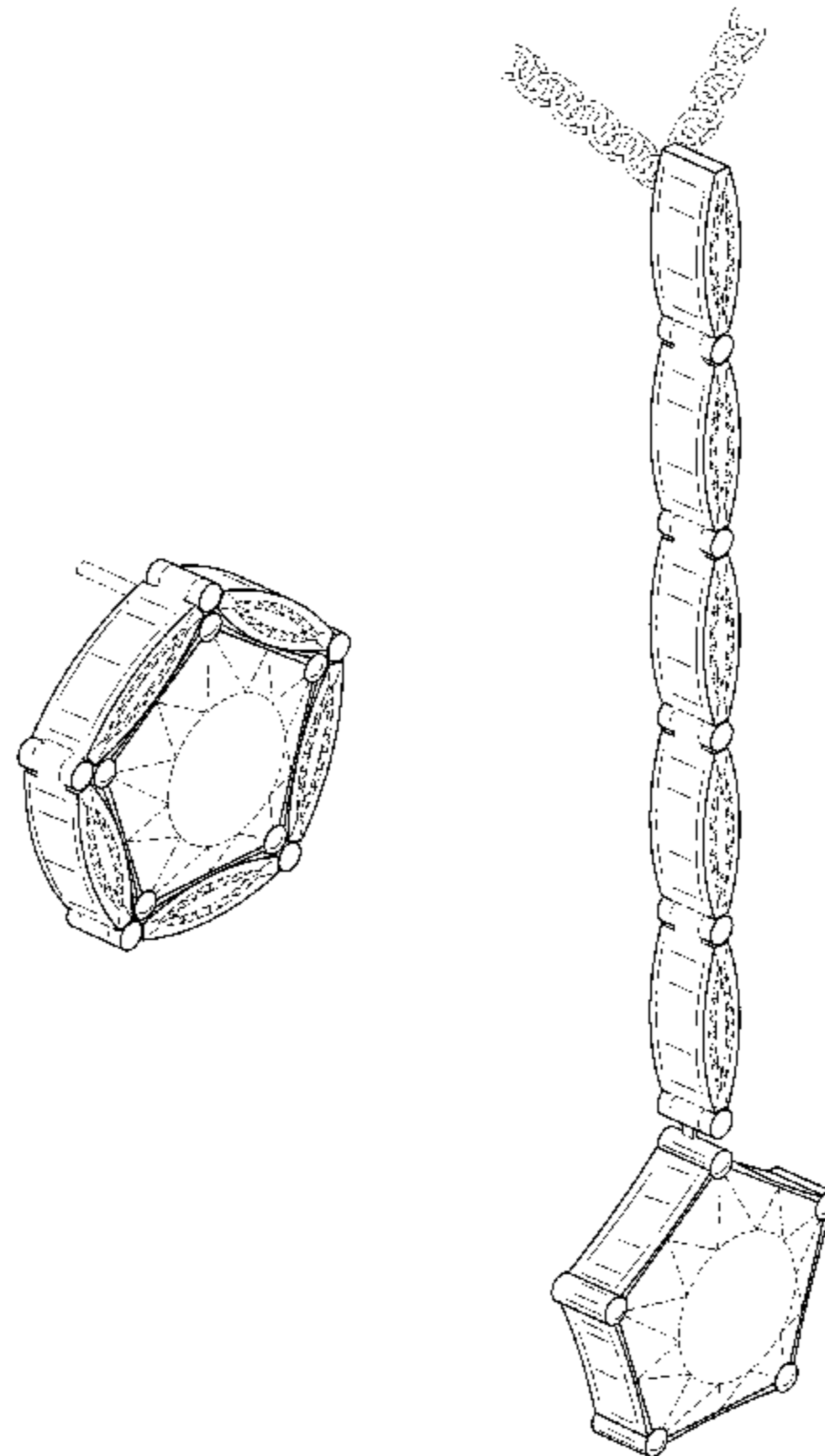
(57) **CLAIM**

The ornamental design for changeable multiple position jewelry, as shown and described.

DESCRIPTION

FIG. 1 is a front perspective view of my changeable multiple position jewelry in one position;
FIG. 2 is a front perspective view of my changeable multiple position jewelry of FIG. 1 in another position; and,
FIG. 3 is a front perspective view of my changeable multiple position jewelry of FIG. 1 in a further position.
The unillustrated bottom and side views form no part of the claimed design.
The broken lines in FIGS. 1, 2, and 3 show environment only.

1 Claim, 1 Drawing Sheet



US D650,304 S

Page 2

U.S. PATENT DOCUMENTS

4,932,396 A 6/1990 Garris
D315,699 S * 3/1991 Bulgari D11/42
D332,235 S 1/1993 Bonchek
5,353,608 A 10/1994 Berkowitz
5,428,974 A 7/1995 Shinohara
D373,741 S 9/1996 Mehta
D374,410 S 10/1996 Tanory, Jr.
5,588,310 A 12/1996 Lai
D394,824 S * 6/1998 Itzkowitz D11/79
5,787,731 A 8/1998 Ebara
D485,778 S * 1/2004 Steckbeck D11/7
D485,779 S * 1/2004 Steckbeck D11/7

D555,533 S * 11/2007 Gruosi-Scheufele D11/43
7,296,439 B2 11/2007 Tanory, Jr.
D637,104 S * 5/2011 Papadimitriou D11/43

FOREIGN PATENT DOCUMENTS

GB 19432 9/1904

OTHER PUBLICATIONS

Specification and Figs. of U.S. Appl. No. 29/347,718 to Tanory, Jr.,
filed Apr. 21, 2010.

* cited by examiner

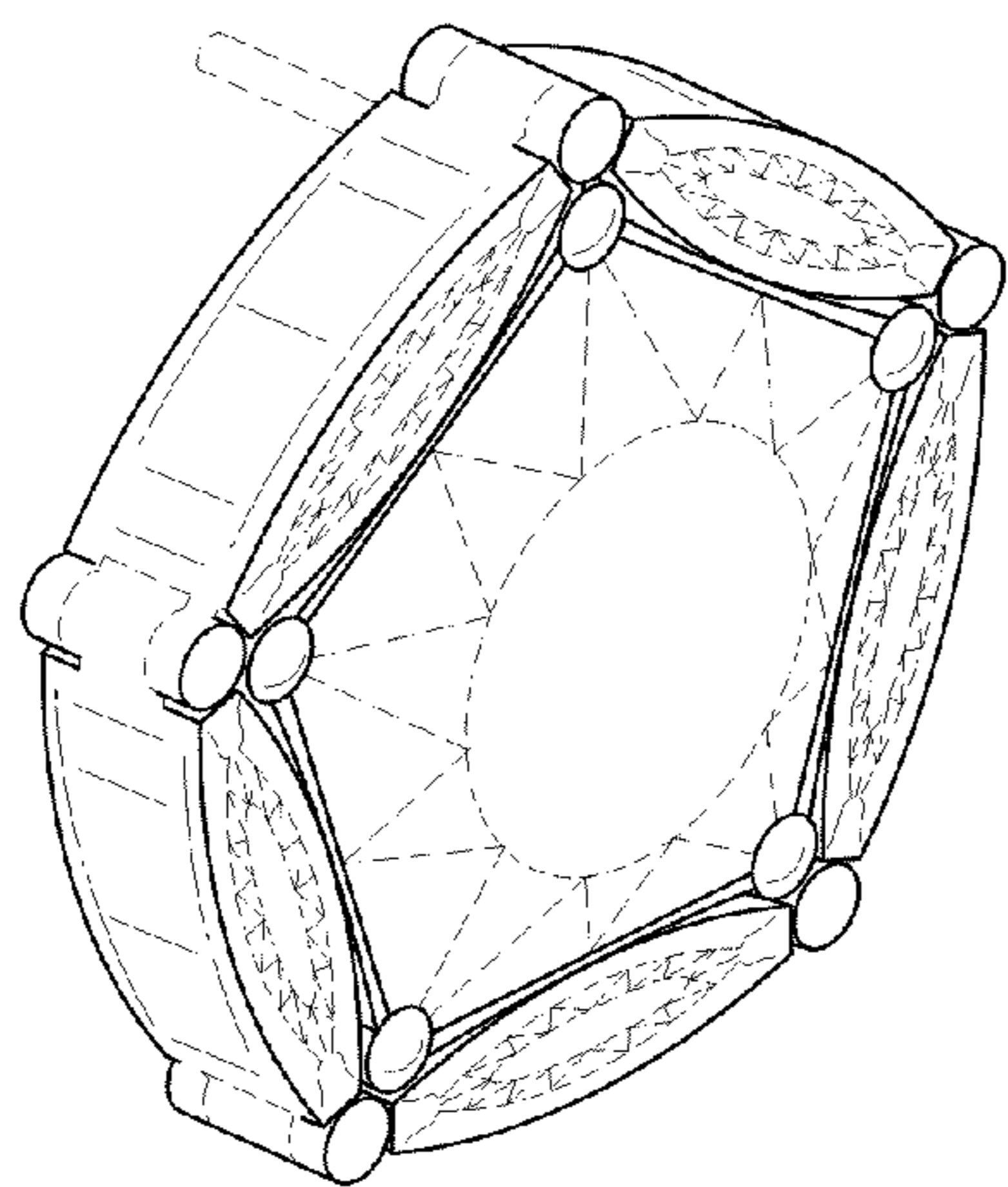


FIG. 1

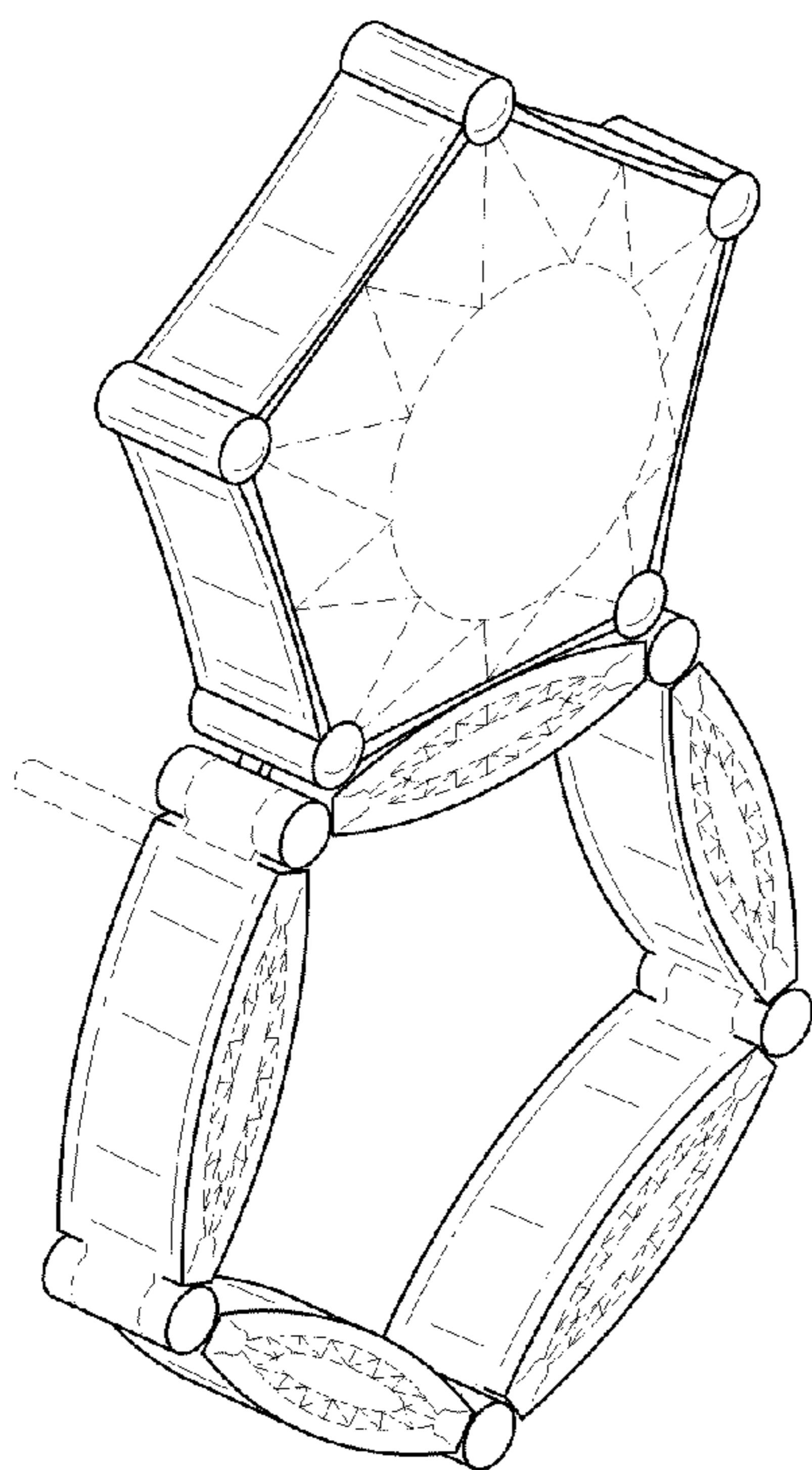


FIG. 2

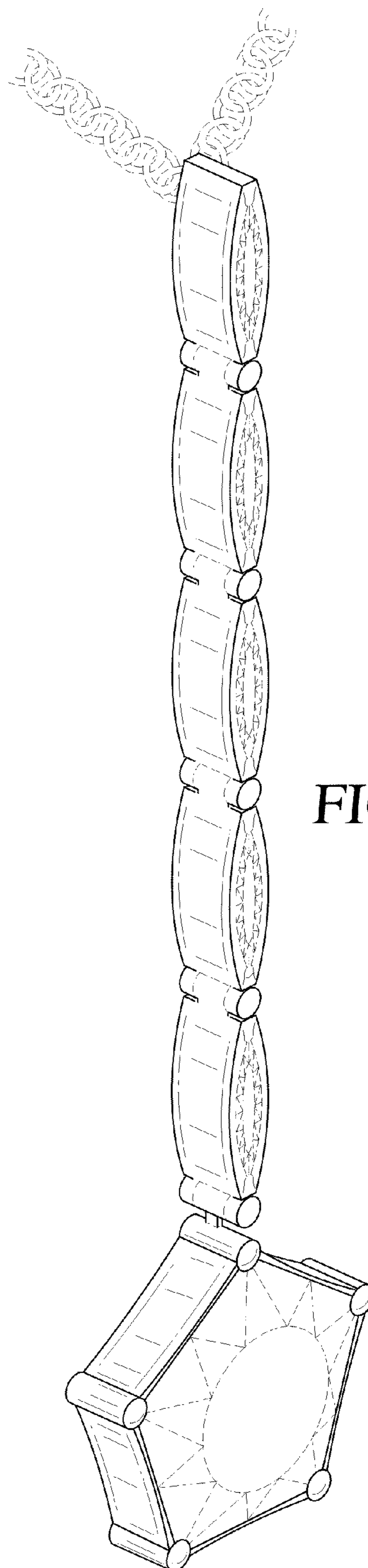


FIG. 3