



US00D650296S

(12) **United States Design Patent**  
**Laucella**

(10) **Patent No.:** **US D650,296 S**  
(45) **Date of Patent:** **\*\* Dec. 13, 2011**

(54) **WATCH**

(75) Inventor: **Vincent Laucella**, Le Brassus (CH)

(73) Assignee: **Montres Breguet S.A.**, L'Abbaye (CH)

(\*\*) Term: **14 Years**

(21) Appl. No.: **29/396,835**

(22) Filed: **Jul. 7, 2011**

(30) **Foreign Application Priority Data**

Mar. 14, 2011 (WO) ..... DM/075 537

(51) **LOC (9) Cl.** ..... **10-02**

(52) **U.S. Cl.** ..... **D10/39**

(58) **Field of Classification Search** ..... D10/30-39,  
D10/122-132; 368/276, 281, 282, 285, 80,  
368/223, 228, 232, 28

See application file for complete search history.

(56) **References Cited**

**U.S. PATENT DOCUMENTS**

5,282,179	A *	1/1994	Vuilleumier	.....	368/28
D368,664	S *	4/1996	Schick et al.	.....	D10/39
D371,081	S *	6/1996	Mijatovic	.....	D10/39
6,847,589	B2 *	1/2005	Wilmouth	.....	368/17
D502,120	S *	2/2005	Nataf	.....	D10/126
D517,432	S *	3/2006	Laucella	.....	D10/39
D552,490	S *	10/2007	Laucella	.....	D10/31

D554,005	S *	10/2007	Laucella	.....	D10/39
D554,535	S *	11/2007	Journe	.....	D10/31
D559,128	S *	1/2008	Laucella	.....	D10/39
D559,129	S *	1/2008	Laucella	.....	D10/39
D559,130	S *	1/2008	Laucella	.....	D10/39
D559,131	S *	1/2008	Laucella	.....	D10/39
D578,413	S *	10/2008	Laucella	.....	D10/39
D592,980	S *	5/2009	Laucella	.....	D10/39
D593,880	S *	6/2009	Laucella	.....	D10/39
D614,514	S *	4/2010	Laucella	.....	D10/39
D615,883	S *	5/2010	Laucella	.....	D10/39
D616,767	S *	6/2010	Laucella	.....	D10/39
D628,497	S *	12/2010	Laucella	.....	D10/33
D632,594	S *	2/2011	Laucella	.....	D10/39

\* cited by examiner

*Primary Examiner* — Lucy Lieberman

(74) *Attorney, Agent, or Firm* — Collen IP; Donald J. Ranft

(57) **CLAIM**

The ornamental design for a watch, as shown and described.

**DESCRIPTION**

FIG. 1 is a front view of a watch showing my new design;

FIG. 2 is a rear view thereof;

FIG. 3 is a bottom view thereof;

FIG. 4 is a top view thereof;

FIG. 5 is a right side view thereof;

FIG. 6 is left side view thereof; and,

FIG. 7 is front perspective view thereof.

The portions of the watch shown in broken lines form no part of the claimed design.

**1 Claim, 4 Drawing Sheets**





Fig. 1



Fig. 2




Fig. 3

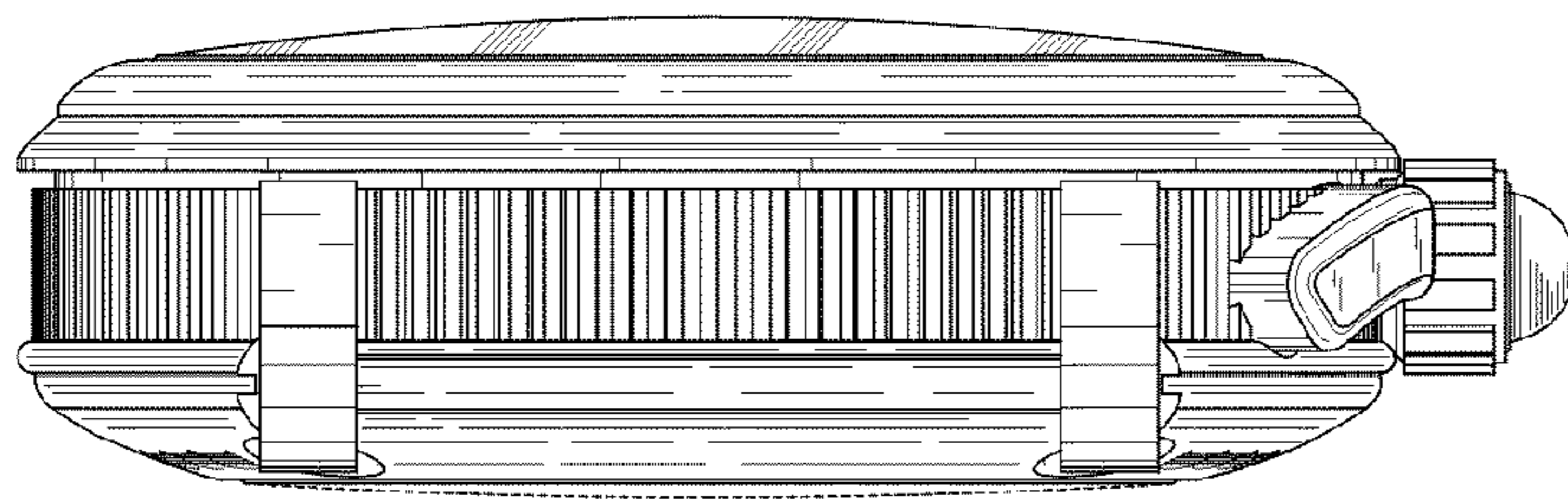


Fig. 4

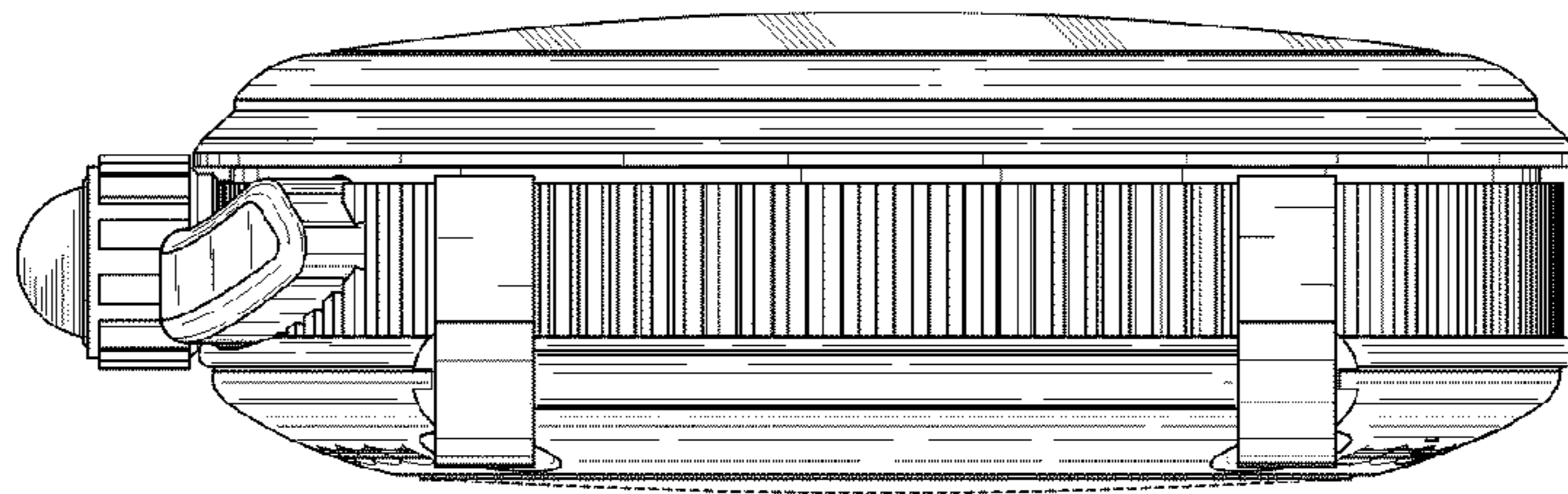


Fig. 5




Fig. 6

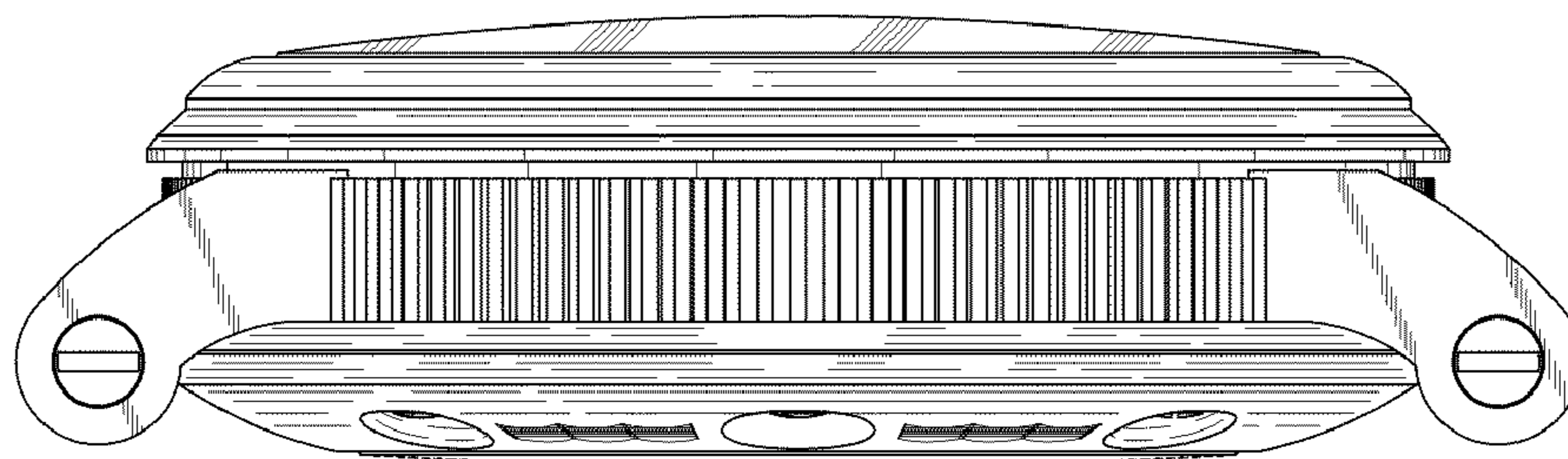




Fig. 7

