



US00D650291S

(12) **United States Design Patent**
Ager et al.

(10) **Patent No.:** **US D650,291 S**

(45) **Date of Patent:** **** Dec. 13, 2011**

(54) **THREE SEAL SACHET WITH A FRONT FACE FITMENT**

(75) Inventors: **Colin Dennis Ager**, Cambridge (GB);
James Richard Burfiend, Maidstone (GB); **Peter David Cauwood**, Cambridge (GB); **Alan John Edward Cucknell**, Cambridge (GB)

(73) Assignee: **The Procter & Gamble Company**, Cincinnati, OH (US)

(**) Term: **14 Years**

(21) Appl. No.: **29/398,756**

(22) Filed: **Aug. 4, 2011**

Related U.S. Application Data

(62) Division of application No. 29/339,104, filed on Jun. 24, 2009, now abandoned.

(51) **LOC (9) Cl.** **09-03**

(52) **U.S. Cl.** **D9/697**

(58) **Field of Classification Search** D9/702-714, D9/695-699, 417, 435, 440, 719, 544, 516, D9/521-522, 442; D7/510-512; 220/DIG. 7, 220/200, 260, 907, 890, 288; 222/527, 92, 222/107, 212, 541.5; 206/822; 383/61.1, 383/906, 103; 428/35.2, 34.3; D6/542

See application file for complete search history.

(56) **References Cited**

U.S. PATENT DOCUMENTS

D196,005 S *	8/1963	Stone	D9/697
D430,802 S *	9/2000	Adachi et al.	D9/521
D432,011 S *	10/2000	Millon	D9/697
D551,567 S *	9/2007	Berman	D9/708
D553,008 S *	10/2007	Berman	D9/708
D558,596 S *	1/2008	Berman	D9/708

D558,601 S *	1/2008	Berman	D9/709
D568,171 S *	5/2008	Kawashima	D9/699
D598,783 S *	8/2009	Berman	D9/708
D612,263 S *	3/2010	Miksovsky	D9/652
2003/0002755 A1	1/2003	Kim et al.		
2008/0137998 A1	6/2008	Burfiend et al.		

FOREIGN PATENT DOCUMENTS

EP	0041924	12/1981
EP	1544125	6/2005
JP	5112366	5/1993
JP	03095333	4/2003
WO	WO-98/56685	12/1998
WO	WO-01/087736	11/2001
WO	WO-03/066472	8/2003
WO	WO-2005/000079	1/2005
WO	WO-2007/028647	3/2007
WO	WO-2007/106542	9/2007

OTHER PUBLICATIONS

U.S. Appl. No. 29/339,104, filed Jun. 24, 2009, Ager et al.

* cited by examiner

Primary Examiner — Caron D Veynar

Assistant Examiner — Abraham Bahta

(74) *Attorney, Agent, or Firm* — Armina E. Stricklin

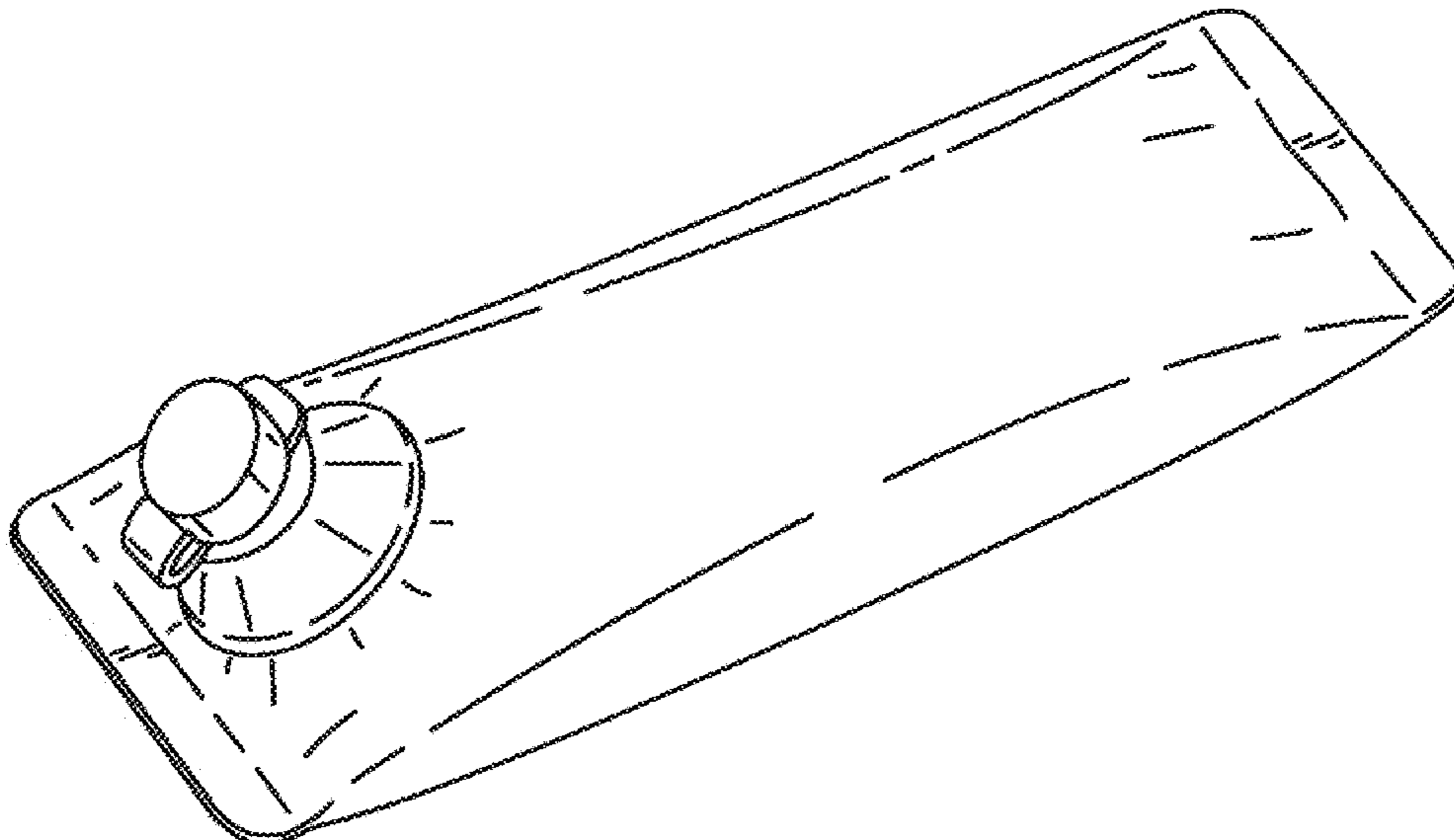
(57) **CLAIM**

The ornamental design for a three seal sachet with a front face fitment, as shown and described.

DESCRIPTION

FIG. 1 is a perspective view of the three seal sachet with a front face fitment showing our new design;
FIG. 2 is a top plan view thereof;
FIG. 3 is a bottom plan view thereof;
FIG. 4 is a right side elevational view, the left side elevational view being a mirror image thereof;
FIG. 5 is a front elevational view thereof; and,
FIG. 6 a rear elevational view thereof.

1 Claim, 2 Drawing Sheets



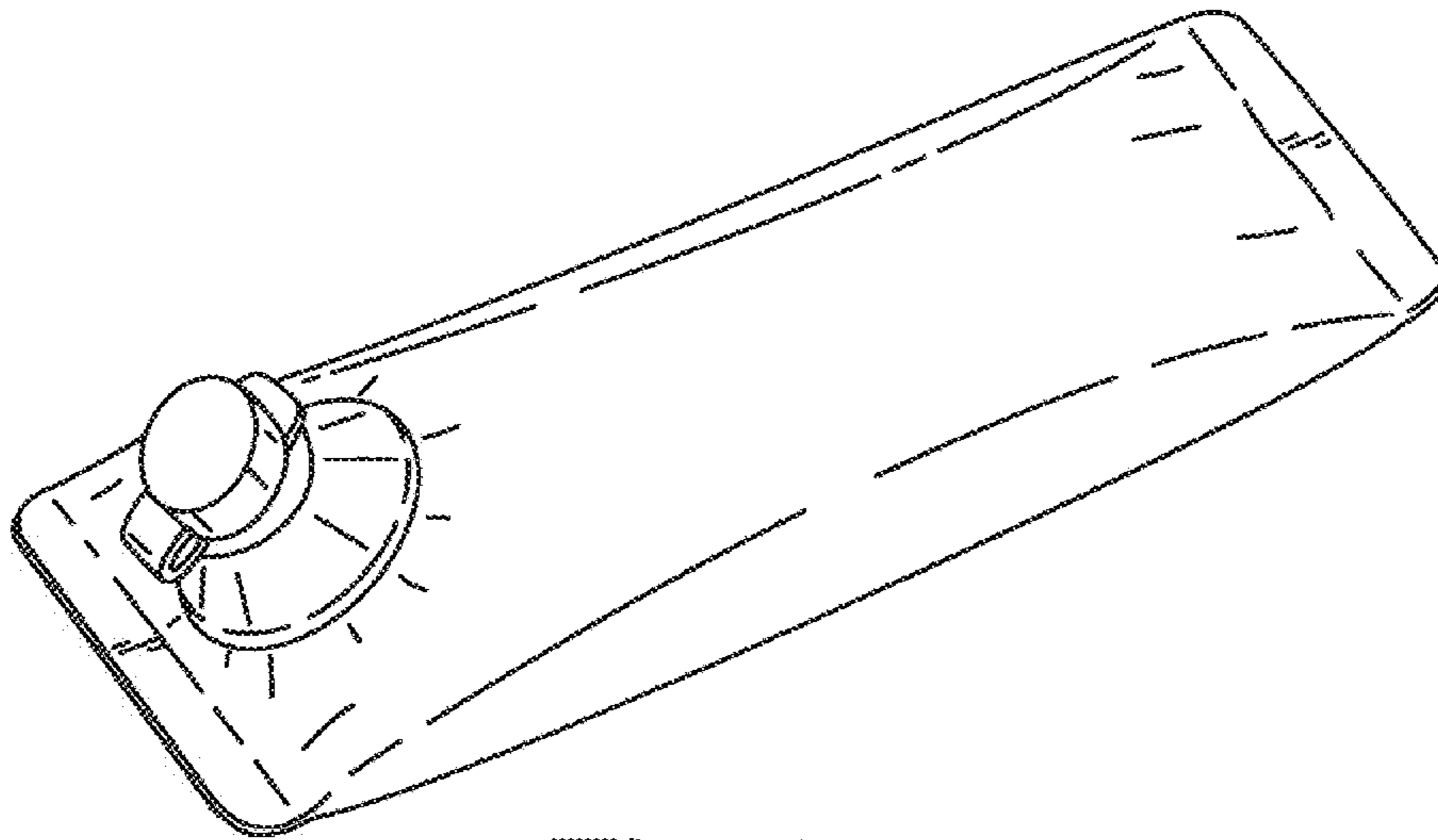


Fig. 1

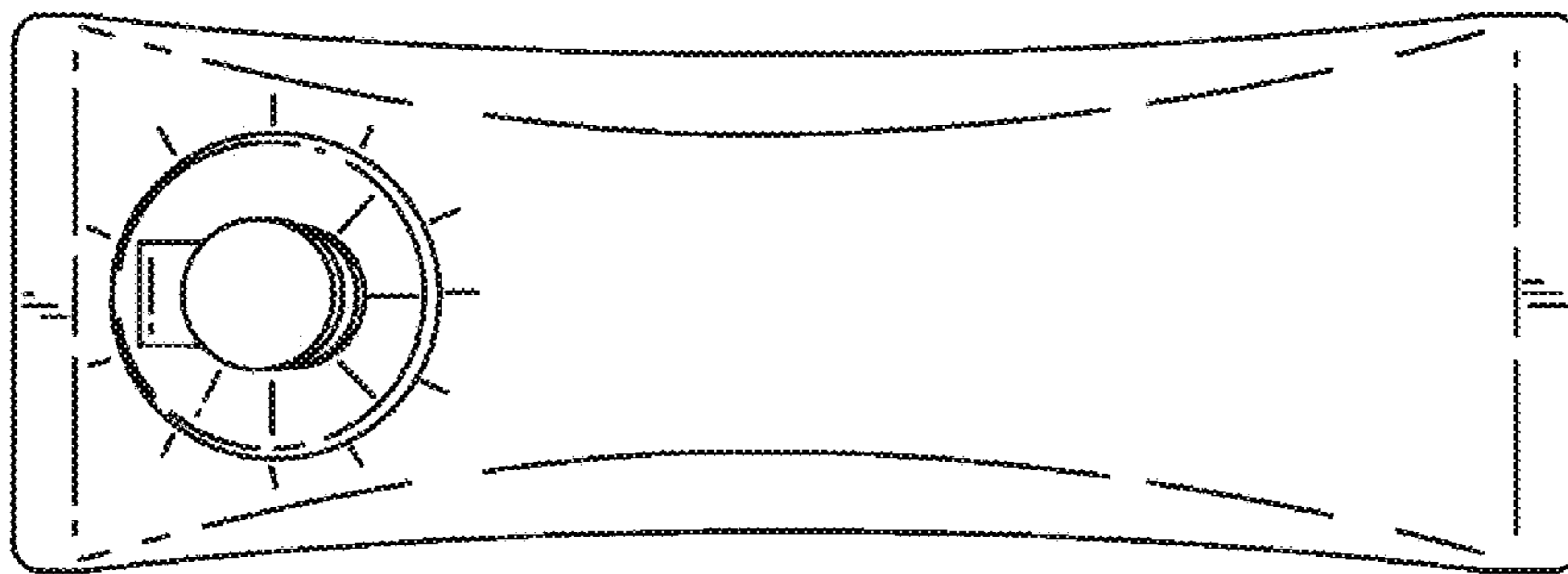


Fig. 2

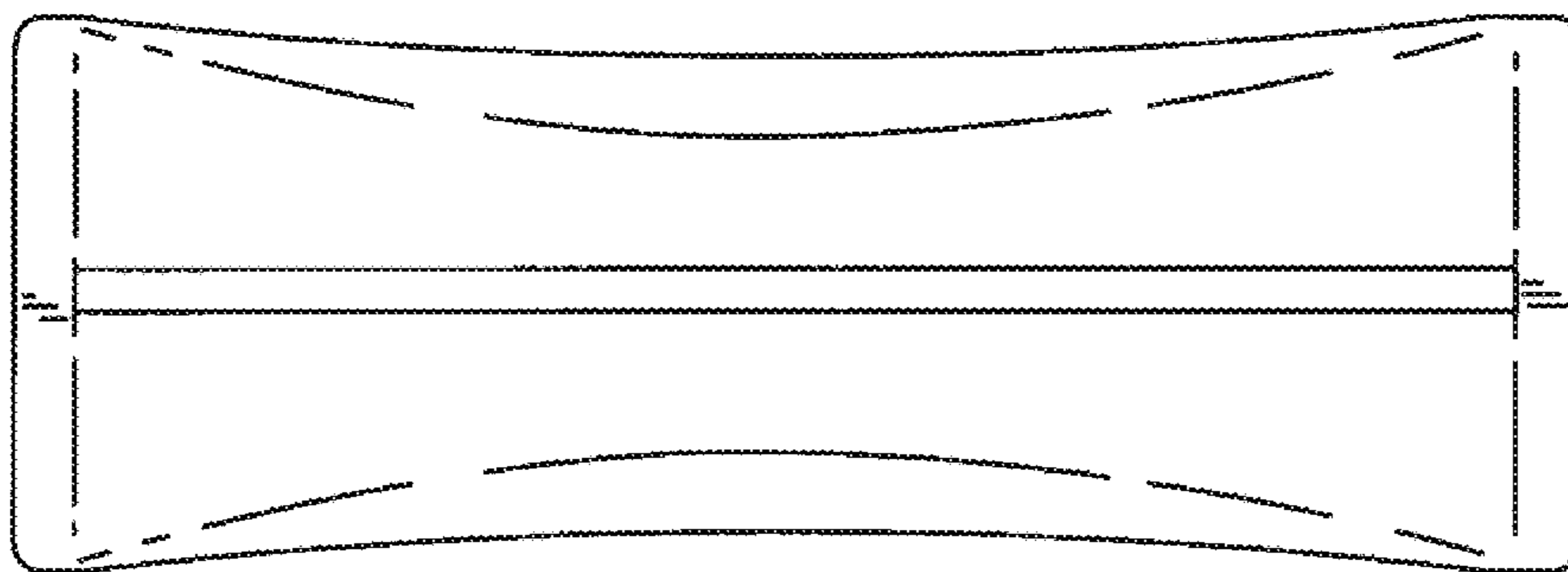


Fig. 3




Fig. 4

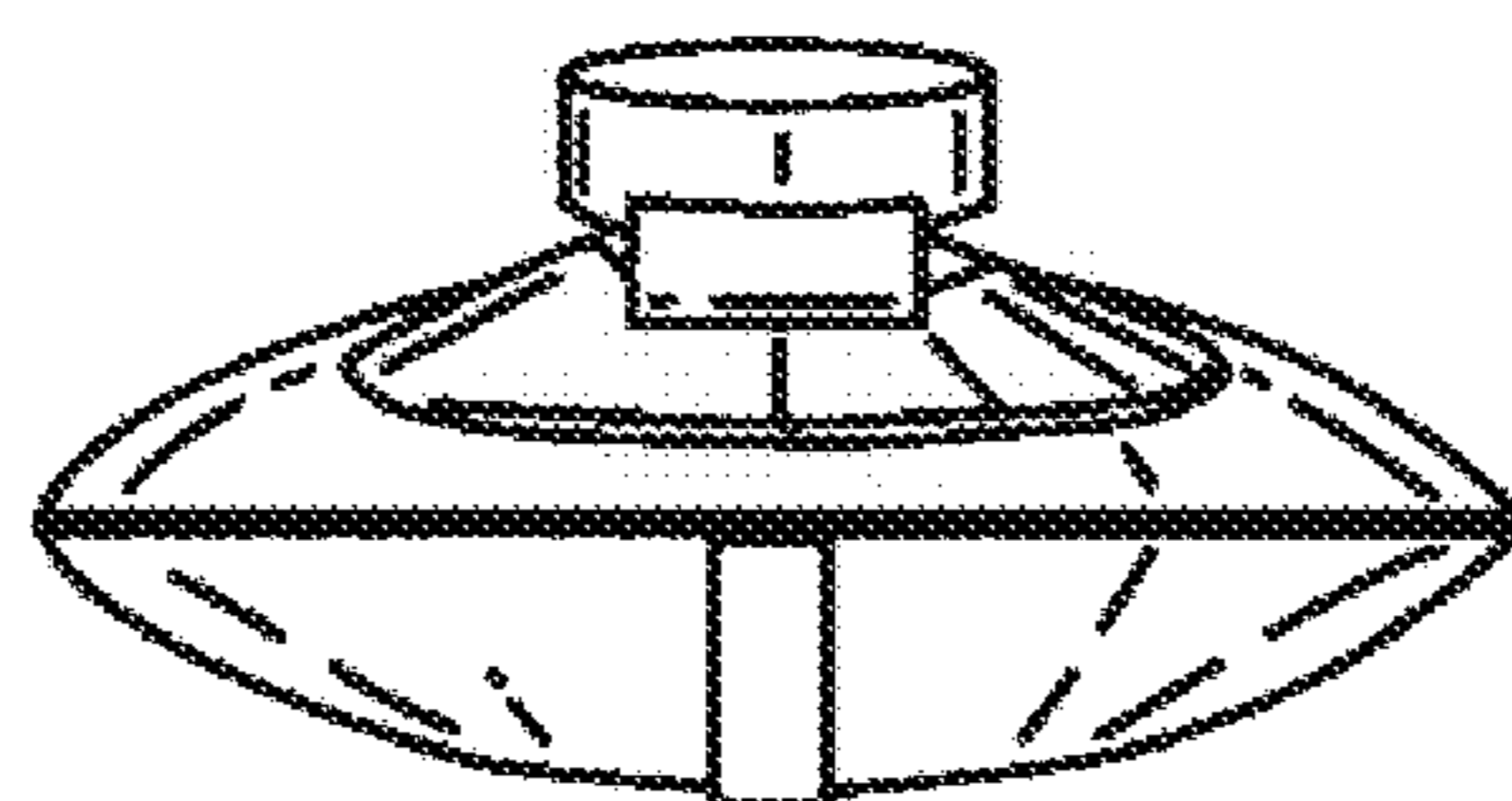


Fig. 5

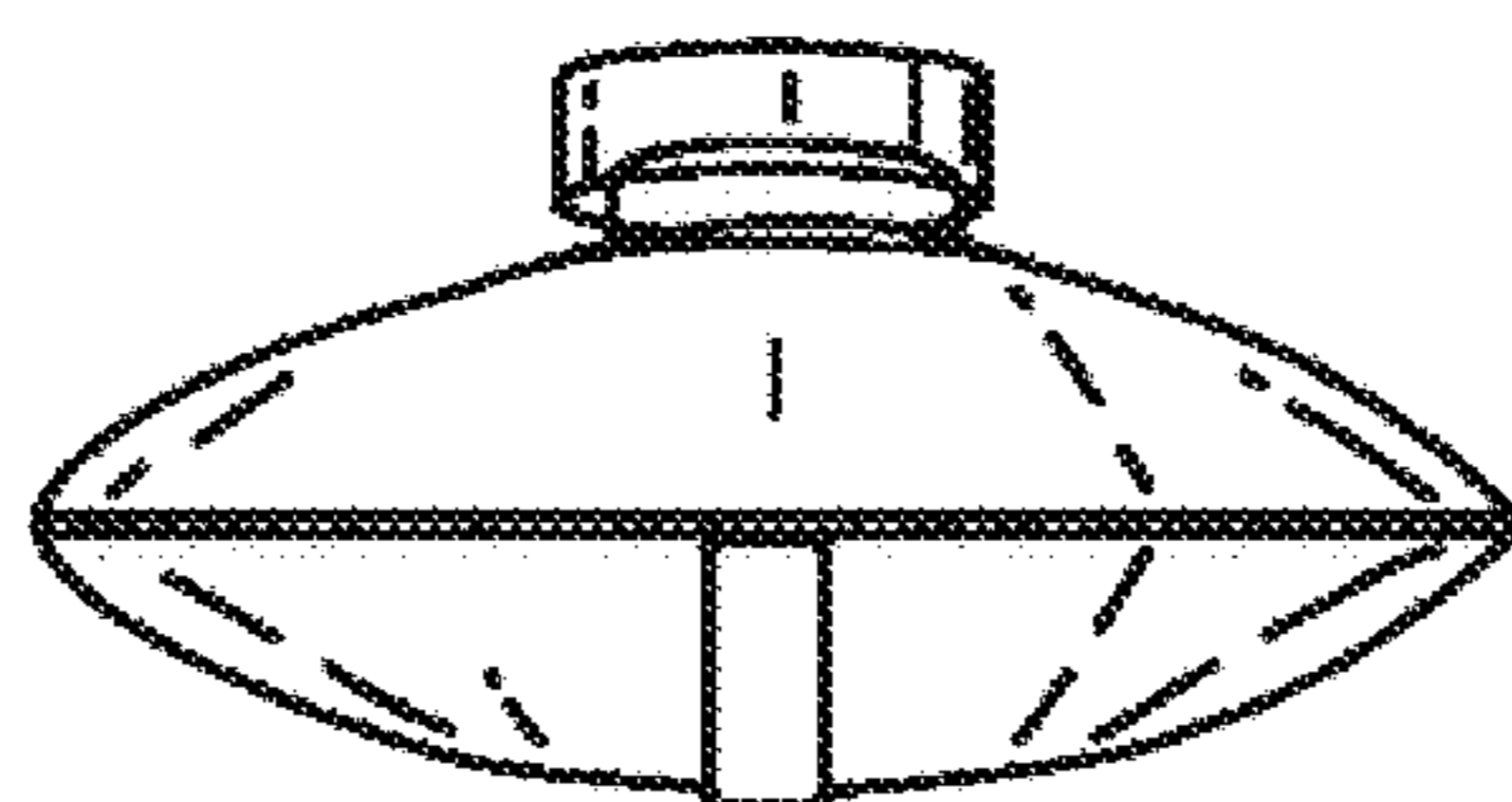


Fig. 6